THE DATASHEET OF

SLVU2.8-4

Technical Data
Data Sheet Draft, Rev. -

RoHS

SLVU2.8-4 Low Voltage TVS Diode Array



SO-8

Description

The SLVU2.8-4 TVS diode is a low capacitance TVS(Transient Voltage Suppressor) device designed to protect low voltage components such as Ethernet transceivers, laser diodes, ASICs, and high-speed RAM from transients caused by electrostatic discharge(ESD), cable discharge events(CDE), lightning and other induced voltage surges.
The SLVU2.8-4 is in an SO-8 package and can be used to protect two high-speed line pair. The "flow-thru"design minimizes trace inductance and reduces voltage overshoot associated with ESD events. The low clamping voltage of the SLVU2.8-4 minimizes the stress on the protected IC.

Circuit Diagram

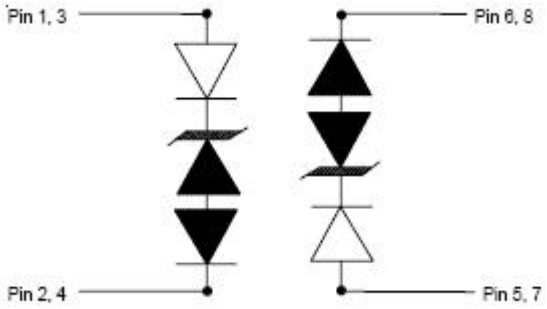

Mechanical Characteristics

- SO-8 package
- Marking: Part number, date code
- Packaging: Tape and Reel
- Molding compound flammability rating: UL 94V-0

Features

- 600 Watts peak pulse power(tp=8/20us)
- Transient protection for high speed data lines
  IEC 61000-4-2(ESD)±15KV(air),±8KV(contact)
  IEC 61000-4-4(EFT) 40A (5/50ns)
  IEC 61000-4-5(Lightning) 30A (8/20us)
- Low capacitance
- Low leakage current
- Low operating and clamping voltages
- Protects two line pairs(four lines)

Applications

- 10/100 Ethernet
- WAN/LAN Equipment
- Switching Systems
- Desktops,Servers and Notebooks
- Instrumentation
- Analog Inputs
- Base Stations

Ordering Information:

Device	Package	Shipping
SLVU2.8-4	SO-8(Pb-Free)	3000pcs/ reel

For information on tape and reel specifications, including part orientation and tape sizes, please refer to our tape and reel packaging specification.

Technical Data
Data Sheet Draft, Rev. -

RoHS

Maximum Ratings

Characteristics	Symbol	Max.	Units
Peak Pulse Power (tp=8/20us)	P_{PK}	600	Watts
Peak Pulse Current (tp=8/20us)	I_{PP}	30	A
ESD per IEC61000-4-2 (air) ESD per IEC61000-4-2 (contact)	V_{ESD}	25 15	KV
Lead Soldering Temperature	T_L	260(10 seconds)	℃
Operating Temperature	T_J	-55 to +125	℃
Storage Temperature	T_{STG}	-55 to +150	℃

Electrical Characteristics

Characteristics	Symbol	Condition	Min.	Typ.	Max.	Units
Reverse Stand-Off Voltage	V_{RWM}				2.8	V
Punch-Through Voltage	V_{PT}	I_{PT}=2uA	3.0			V
Snap-Back Voltage	V_{SB}	I_{SB}=50mA	2.8			V
Reverse Leakage Current	I_R	V_{RWM}=2.8V,T=25℃ (Each Line)		0.01	1	uA
Clamping Voltage	V_C	I_{PP}=5A, tp=8/20us (Each Line)			8.5	V
Clamping Voltage	V_C	I_{PP}=10A, tp=8/20us (Each Line)			12	V
Clamping Voltage	V_C	I_{PP}=30A, tp=8/20us (Each Line)			20	V
Junction Capacitance	Cj	V_R=0V, f=1MHz (Each Line)		5		pF

Technical Data
Data Sheet Draft, Rev. -

RoHS

Ratings and Characteristics Curves

Non-Repetitive Peak Pulse Power vs. Pulse Time

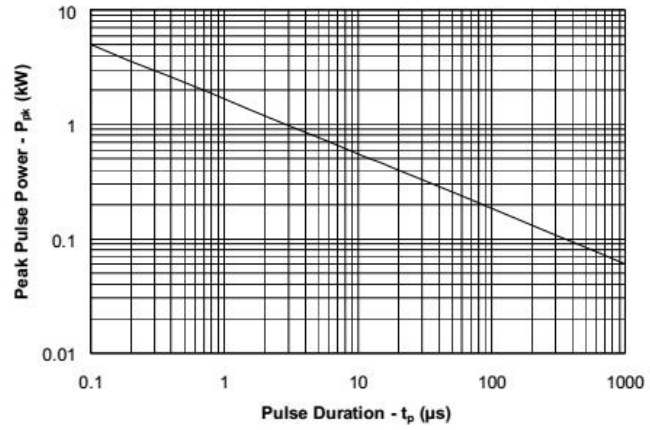

Power Derating Curve

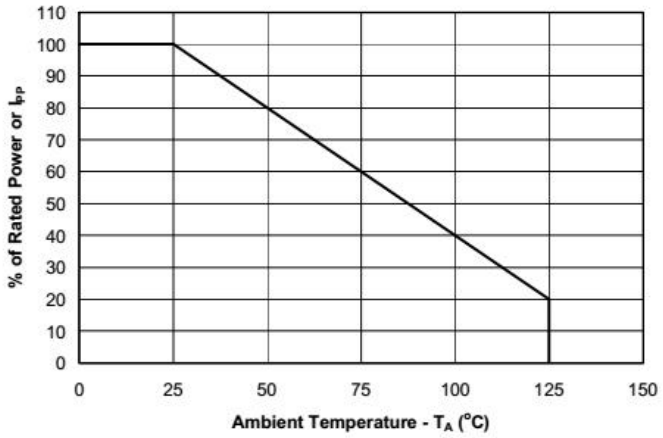

Pulse Waveform

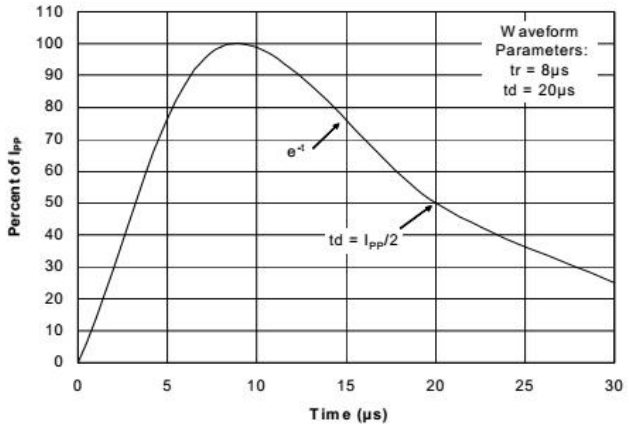

Clamping Voltage vs. Peak Pulse Current

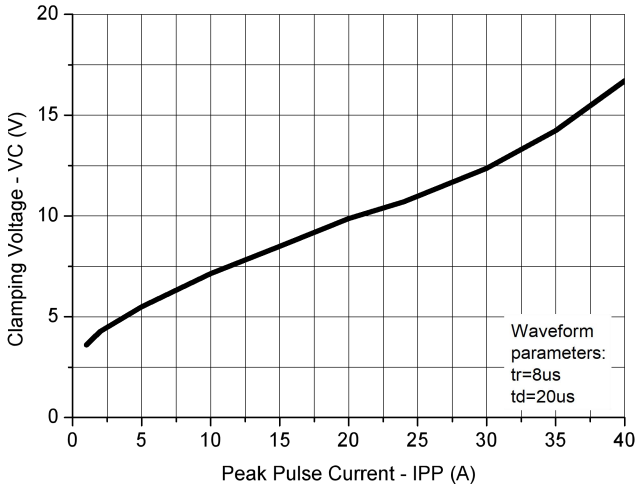

Capacitance vs. Reverse Voltage

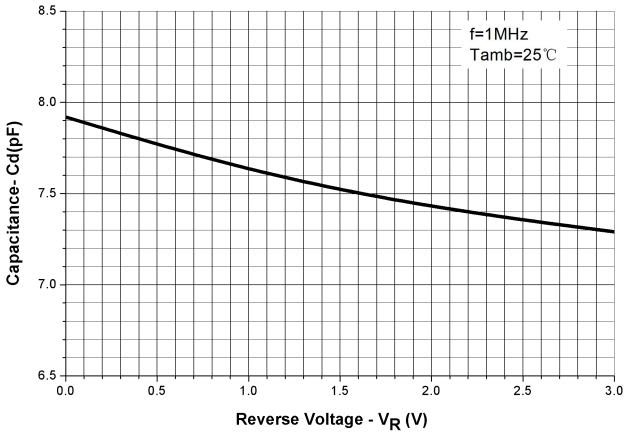

SLVU2.8-4

Technical Data
Data Sheet Draft, Rev. -

RoHS

Circuit Diagram

The SLVU2.8-4 is designed to protect four data lines of sensitive components from damage and latch-up which may result from transients.Data line I/Os are connected at pin 1 and 2, 3 and 4, 5and 6, 7 and 8.
The SLVU2.8-4 is also designed to protect two high-speed line pair. The line pairs enter at pins 1 and 2, pin 3 and 4, and exit at pin 8 and 7, pin 6 and 5.

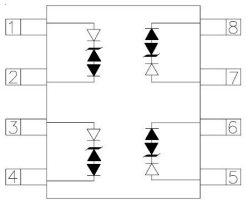

Mechanical Dimensions

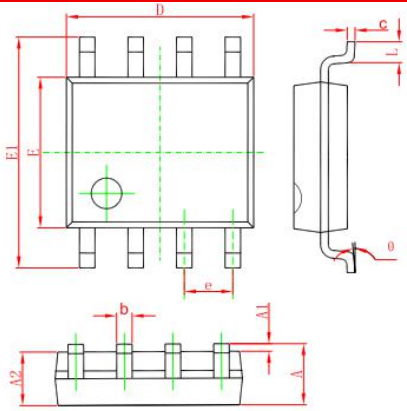

字符	Dimension In Millimeters	
	Min	Max
A	1.500	1.700
A1	0.040	0.120
A2	1.350	1.550
b	0.300	0.500
c	0.190	0.250
D	4.800	5.000
E	3.840	4.040
E1	5.900	6.100
e	1.27(BSC)	
L	0.520	0.720
θ	0°	8°

Carrier Tape Specification

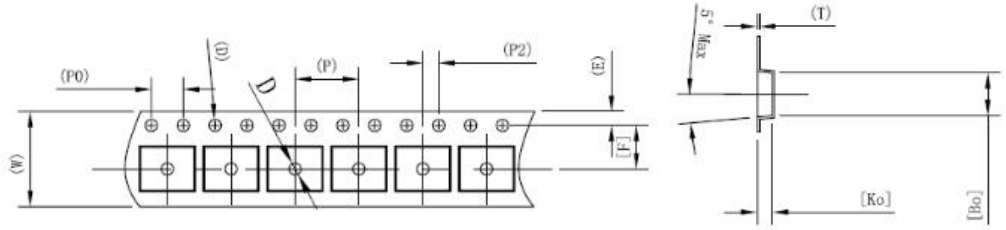

ITEM	W	Ao	A1	Bo	B1	Ko	K1	E	F	P	PO	P2	Do	D1	T
DIM	12.0	6.55	0.00	5.40	0.00	1.90	0.00	1.75	5.50	8.0	4.0	2.0	1.50	1.50	0.25
TOLE	+0.30 −0.30	±0.10	±0.10	±0.10	±0.10	±0.10	±0.10	±0.10	±0.10	±0.10	±0.10	±0.10	+0.10 −0.00	+0.10 −0.00	±0.05

unit:mm

Marking Diagram

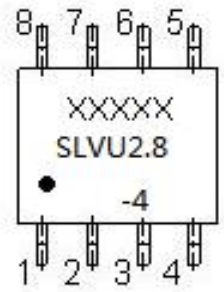

Where XXXXX is YYWWL

SLVU2.8-4 = Part Number
YY = Year
WW = Week
L = Lot Number

Technical Data
Data Sheet Draft, Rev. -

DISCLAIMER:
1- The information given herein, including the specifications and dimensions, is subject to change without prior notice to improve product characteristics. Before ordering, purchasers are advised to contact the SMC - Sangdest Microelectronics (Nanjing) Co., Ltd sales department for the latest version of the datasheet(s).
2- In cases where extremely high reliability is required (such as use in nuclear power control, aerospace and aviation, traffic equipment, medical equipment , and safety equipment) , safety should be ensured by using semiconductor devices that feature assured safety or by means of users' fail-safe precautions or other arrangement .
3- In no event shall SMC - Sangdest Microelectronics (Nanjing) Co., Ltd be liable for any damages that may result from an accident or any other cause during operation of the user's units according to the datasheet(s). SMC - Sangdest Microelectronics (Nanjing) Co., Ltd assumes no responsibility for any intellectual property claims or any other problems that may result from applications of information, products or circuits described in the datasheets.
4- In no event shall SMC - Sangdest Microelectronics (Nanjing) Co., Ltd be liable for any failure in a semiconductor device or any secondary damage resulting from use at a value exceeding the absolute maximum rating.
5- No license is granted by the datasheet(s) under any patents or other rights of any third party or SMC - Sangdest Microelectronics (Nanjing) Co., Ltd.
6- The datasheet(s) may not be reproduced or duplicated, in any form, in whole or part, without the expressed written permission of SMC - Sangdest Microelectronics (Nanjing) Co., Ltd.
7- The products (technologies) described in the datasheet(s) are not to be provided to any party whose purpose in their application will hinder maintenance of international peace and safety nor are they to be applied to that purpose by their direct purchasers or any third party. When exporting these products (technologies), the necessary procedures are to be taken in accordance with related laws and regulations..

Looking for pricing, stock, or lifecycle information?

Click below to explore more details on WIN SOURCE:

- View SLVU2.8-4 on WIN SOURCE
- SMC Diode Solutions Information

Optimize Your Supply Chain with WIN SOURCE Solutions

- Global Sourcing Solution
- Obsolete Management
- Cost Control Management
- Shortage Management
- Alternative Solution
- Excess Inventory Management