

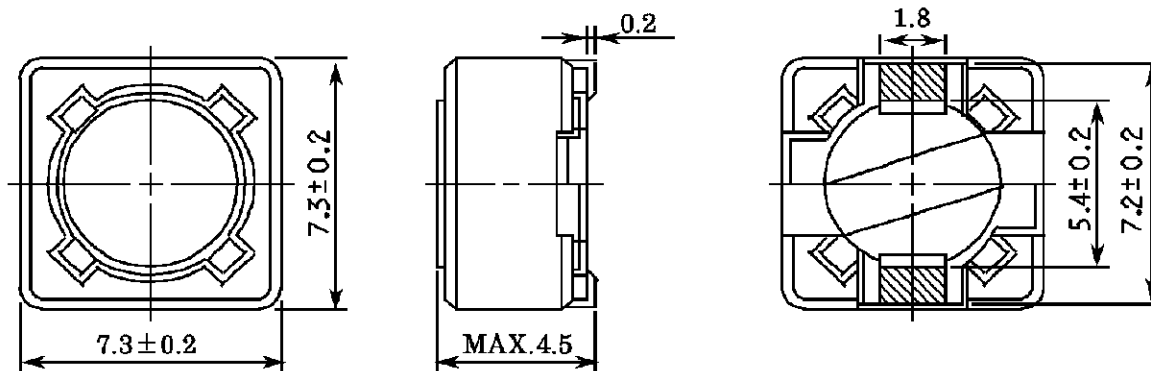


**THE DATASHEET OF
CDRH74-330MC**



	SPECIFICATION	
	SUMIDA TYPE CDRH74	PART NO. REF. TO THE ATTACHED SHEET.

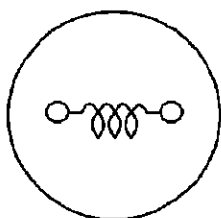
1. DIMENSION (UNIT mm)



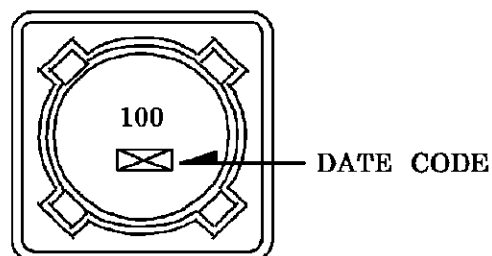
ELECTRODE TERMINAL

* DIMENSION WITHOUT TOLERANCE ARE APPROX.

2. CONNECTION (BOTTOM)



3. STAMP (Ex.)

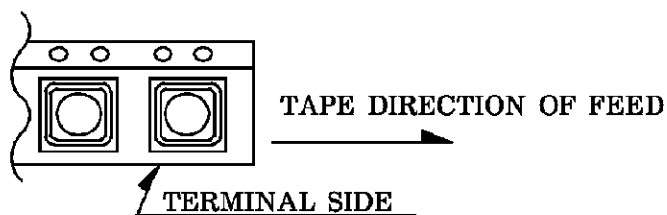


DIRECTLY STAMP
UNFIXED THE POSITION

4. NOTE

* PLEASE DO NOT USE A WASHING AGENT.

* ENCLOSING CONDITION OF COILS.



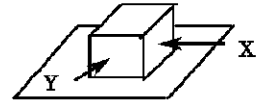
* CARRIER TAPE PACKING SPECIFICATION IN DETAIL.(S-074-491)

* RECOMMENDED REFLOW CONDITION TO BE ACCORDING TO S-074-5003.

25 th AUG . , 1993			SUMIDA CODE	4734
CHK.	CHK.	DRG.	DRG. NO. 2/5	
O.SATO	Y.WATA NABE	K.SATO U	S-074-488	

GENERAL CHARACTERISTICS	TYPE CDRH74
-------------------------	----------------

1. OPERATING TEMPERATURE : -30 ~ +100 °C (COIL CONTAIN HEAT)
2. EXTERNAL APPEARANCE : ON VISUAL INSPECTION, THE COIL HAS NO EXTERNAL DEFECTS.
- △ 3. ELECTRODE STRENGTH : AFTER SOLDERING, BETWEEN COPPER PLATE AND ELECTRODE OF COIL, PUSH IN THREE DIRECTIONS OF X, Y WITHSTANDING 5.0N(0.51kgf) FOR 10 ± 2 SECONDS. ELECTRODE SHOULD NOT PEEL OFF. (REFER TO FIGURE AT RIGHT)
4. HEAT ENDURANCE TEST : REFER TO THE S-074-5002.
5. DIELECTRIC STRENGTH : NO APPARENT AT 100V D.C. FOR 1 MINUTE BETWEEN COIL-CORE.
6. INSULATING RESISTANCE : OVER 100 MΩ AT 100V D.C. BETWEEN COIL-CORE.
7. INDUCTANCE TEMPERATURE COEFFICIENT : (0 ~ 2000) × 10⁻⁶/°C (-25 ~ + 80 °C)
8. HUMIDITY TEST : INDUCTANCE DEVIATION WITHIN ± 5.0 %
AFTER 96 HOURS IN 90 ~ 95 % RELATIVE HUMIDITY AT 40 ± 2 °C AND 1 HOUR DRYING UNDER NORMAL CONDITION.
9. VIBRATION TEST : INDUCTANCE DEVIATION WITHIN ± 3.0 % AFTER VIBRATION FOR 1 HOUR. IN EACH OF THREE ORIENTATIONS AT SWEEP VIBRATION (10~55~10 Hz) WITH 1.5 mm P-P AMPLITUDE.
10. SHOCK TEST : INDUCTANCE DEVIATION WITHIN ± 3.0 % AFTER DROP DOWN WITH 981m/s²(100G) SHOCK ATTITUDE UPON A RUBBER BLOCK METHOD SHOCK TESTING MACHINE, FOR 1 TIME, IN EACH OF THREE ORIENTATIONS.



25 th AUG . , 1993

C H K .	C H K .	D R G .
O.SATO	Y.WATA NABE	K.SATO U

DRG. NO.	3/5
S-074-488	

SPECIFICATION	TYPE CDRH74
----------------------	-----------------------

ELECTRICAL CHARACTERISTICS

NO.	PART NO.	STAMP	INDUCTANCE [WITHIN] ※ 1	D.C.R. (Ω) [MAX.] (at 20 °C) (TYPICAL BALUE)	RATED CURRENT (A) ※ 2	SUMIDA CODE
01	CDRH74-100MC	100	10 μH ± 20 %	49m (38m)	1.84	-0008
02	CDRH74-120MC	120	12 μH ± 20 %	58m (44m)	1.71	-0019
03	CDRH74-150MC	150	15 μH ± 20 %	81m (62m)	1.47	-0020
04	CDRH74-180MC	180	18 μH ± 20 %	91m (70m)	1.31	-0031
05	CDRH74-220MC	220	22 μH ± 20 %	0.11 (77m)	1.23	-0042
06	CDRH74-270MC	270	27 μH ± 20 %	0.15 (0.12)	1.12	-0053
07	CDRH74-330MC	330	33 μH ± 20 %	0.17 (0.13)	0.96	-0064
08	CDRH74-390MC	390	39 μH ± 20 %	0.23 (0.18)	0.91	-0075
09	CDRH74-470MC	470	47 μH ± 20 %	0.26 (0.20)	0.88	-0086
10	CDRH74-560MC	560	56 μH ± 20 %	0.35 (0.27)	0.75	-0097
11	CDRH74-680MC	680	68 μH ± 20 %	0.38 (0.30)	0.69	-0108
12	CDRH74-820MC	820	82 μH ± 20 %	0.43 (0.33)	0.61	-0119
13	CDRH74-101MC	101	100 μH ± 20 %	0.61 (0.47)	0.60	-0121
14	CDRH74-121MC	121	120 μH ± 20 %	0.66 (0.51)	0.52	-0132
15	CDRH74-151MC	151	150 μH ± 20 %	0.88 (0.68)	0.46	-0143
16	CDRH74-181MC	181	180 μH ± 20 %	0.98 (0.76)	0.42	-0154
17	CDRH74-221MC	221	220 μH ± 20 %	1.17 (0.90)	0.36	-0165
18	CDRH74-271MC	271	270 μH ± 20 %	1.64 (1.32)	0.34	-0176
19	CDRH74-331MC	331	330 μH ± 20 %	1.86 (1.49)	0.32	-0187
20	CDRH74-391MC	391	390 μH ± 20 %	2.85 (2.28)	0.29	-0198
21	CDRH74-471MC	471	470 μH ± 20 %	3.01 (2.41)	0.26	-0209
22	CDRH74-561MC	561	560 μH ± 20 %	3.62 (2.89)	0.23	-0210
23	CDRH74-681MC	681	680 μH ± 20 %	4.63 (3.71)	0.22	-0221
24	CDRH74-821MC	821	820 μH ± 20 %	5.20 (4.16)	0.20	-0232
25	CDRH74-102MC	102	1.0 mH ± 20 %	6.00 (4.80)	0.18	-0243

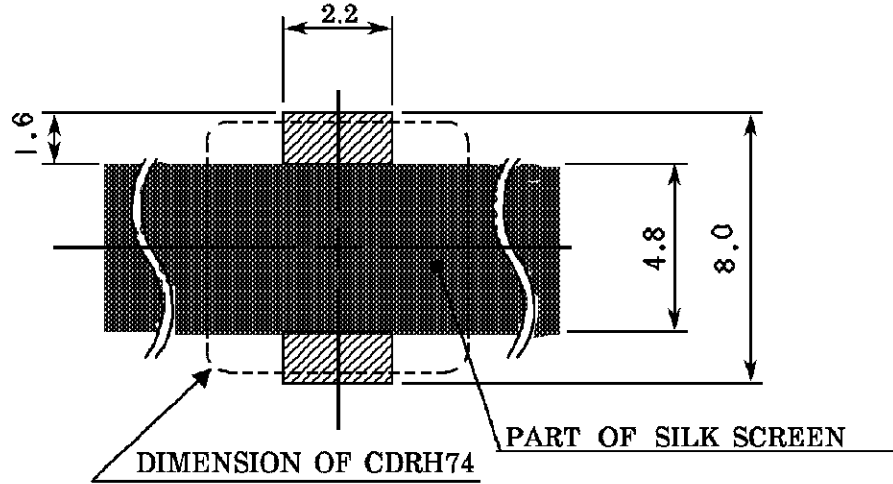
※ 1: MEASURED FREQUENCY L at 1 kHz

※ 2: THIS INDICATES THE VALUE OF CURRENT WHEN THE INDUCTANCE IS 75% MORE THAN IT'S NOMINAL VALUE AND TEMPERATURE RISING $\Delta t = 40^{\circ}\text{C}$ LOWER AT D. C. SUPERPOSITION. ($T_a = 20^{\circ}\text{C}$)

25 th AUG . , 1993			SUMIDA CODE	4734
CHK.	CHK.	DRG.	DEG NO. 4/5	
O.SATO	Y.WATA NABE	K.SATO U		
			S-074-488	

SPECIFICATION	TYPE CDRH74
---------------	----------------

DIMENSION RECOMMENDED (mm)



PLEASE COAT WITH SILK BETWEEN ELECTRODE. \triangle

25 th AUG . , 1993

C H K.	C H K.	D R G.
O.SATO	Y.WATA NABE	K.SATO U

DRG. NO.	5/5
S-074-488	

Looking for pricing, stock, or lifecycle information?

Click below to explore more details on WIN SOURCE:

- ⊖ [View CDRH74-330MC on WIN SOURCE](#)
- ⊖ [Sumida America Components Inc. Information](#)

Optimize Your Supply Chain with WIN SOURCE Solutions

- ✓ Global Sourcing Solution
- ✓ Obsolete Management
- ✓ Cost Control Management
- ✓ Shortage Management
- ✓ Alternative Solution
- ✓ Excess Inventory Management