



THE DATASHEET OF SM4F36A-TP



Features

- Uni and Bi-directional Type Available (Suffix "C" means Bi-directional)
- Low Leakage
- Very Fast Response Time
- Excellent Clamping Capability
- Halogen Free. "Green" Device (Note 1)
- Moisture Sensitivity Level 1
- Epoxy Meets UL 94 V-0 Flammability Rating
- Lead Free Finish/RoHS Compliant (Note 2) ("P" Suffix Designates RoHS Compliant. See Ordering Information)

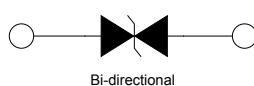
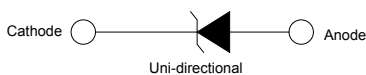
Maximum Ratings

- Operating Junction Temperature Range: -55°C to +150°C
- Storage Temperature Range: -55°C to +150°C

Peak Pulse Power Dissipation with a 10/1000µs Waveform	P_{PP}	400W	
Power Dissipation On Infinite Heatsink	P_D	1.0W	$T_L=75^\circ C$
Peak forward surge current, 8.3 ms single half sine-wave unidirectional only	I_{FSM}	40A	Note 3
Maximum instantaneous forward voltage at 25A for unidirectional only	V_F	3.5V	
IEC61000-4-2(ESD)	Air Contact	$\pm 30KV$ $\pm 30KV$	

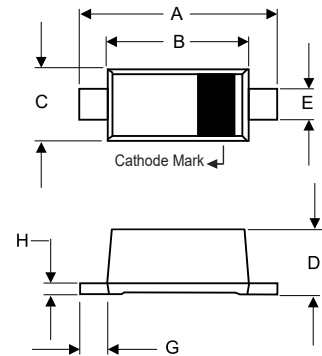
Note: 1. Halogen free "Green" products are defined as those which contain <900ppm bromine, <900ppm chlorine (<1500ppm total Br + Cl) and <1000ppm antimony compounds.
 2. High Temperature Solder Exemption Applied, see EU Directive Annex 7a.
 3. Measured on 8.3 ms single half sine-wave or equivalent square wave, duty cycle = 4 pulses per minute maximum.

Pin Configuration:



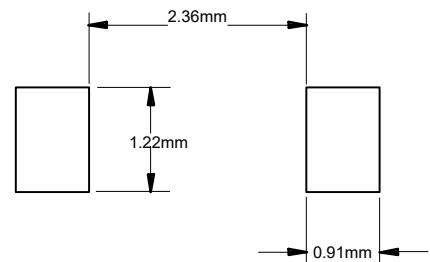
400 Watt TVS
5.0 to 100 VOLTS

SOD-123FL



DIM	INCHES		MM		NOTE
	MIN	MAX	MIN	MAX	
A	0.130	0.152	3.30	3.85	
B	0.100	0.122	2.55	3.10	
C	0.055	0.075	1.40	1.90	
D	0.035	0.053	0.90	1.35	
E	0.020	0.041	0.50	1.05	
G	0.010	----	0.25	----	
H	----	0.010	----	0.25	

SUGGESTED SOLDER PAD LAYOUT



Electrical Characteristics @ 25°C Unless Otherwise Specified

MCC Part Number		Working Peak Reverse Voltage	Breakdown Voltage $V_{BR}(V)$		Test Current	Maximum Clamping Voltage @ I_{PP}	Maximum Reverse Surge Current	Maximum Reverse Leakage @ V_{RWM}	Device Marking Code	
Uni	Bi	$V_{RWM}(V)$	Min(V)	Max(V)	$I_T(mA)$	$V_C(V)$	$I_{PP}(A)$	$I_R(\mu A)$	Uni	Bi
SM4F5.0A		5	6.4	7	10	9.2	43.5	400	F5.0	
SM4F6.0A		6	6.67	7.37	10	10.3	38.8	400	F6.0	
SM4F6.5A		6.5	7.22	7.98	10	11.2	35.7	400	F6.5	
SM4F7.0A		7	7.78	8.6	10	12	33.3	200	F7.0	
SM4F7.5A		7.5	8.33	9.21	1	12.9	31	100	F7.5	
SM4F8.0A		8	8.89	9.83	1	13.6	29.4	50	F8.0	
SM4F8.5A		8.5	9.44	10.4	1	14.4	27.7	20	F8.5	
SM4F9.0A		9	10	11.1	1	15.4	26	10	F9.0	
SM4F10A		10	11.1	12.3	1	17	23.5	5	F10	
SM4F11A	SM4F11CA	11	12.2	13.5	1	18.2	21.98	1	F11	F11C
SM4F12A	SM4F12CA	12	13.3	14.7	1	19.9	20.1	1	F12	F12C
SM4F13A	SM4F13CA	13	14.4	15.9	1	21.5	18.6	1	F13	F13C
SM4F14A	SM4F14CA	14	15.6	17.2	1	23.2	17.24	1	F14	F14C
SM4F15A	SM4F15CA	15	16.7	18.5	1	24.4	16.39	1	F15	F15C
SM4F16A	SM4F16CA	16	17.8	19.7	1	26	15.38	1	F16	F16C
SM4F17A	SM4F17CA	17	18.9	20.9	1	27.6	14.49	1	F17	F17C
SM4F18A	SM4F18CA	18	20	22.1	1	29.2	13.7	1	F18	F18C
SM4F19A	SM4F19CA	19	21.1	23.3	1	30.8	13	1	F19	F19C
SM4F20A	SM4F20CA	20	22.2	24.5	1	32.4	12.35	1	F20	F20C
SM4F22A	SM4F22CA	22	24.4	26.9	1	35.5	11.27	1	F22	F22C
SM4F24A	SM4F24CA	24	26.7	29.5	1	38.9	10.28	1	F24	F24C
SM4F26A	SM4F26CA	26	28.9	31.9	1	42.1	9.5	1	F26	F26C
SM4F28A	SM4F28CA	28	31.1	34.4	1	45.4	8.81	1	F28	F28C
SM4F30A	SM4F30CA	30	33.3	36.8	1	48.4	8.26	1	F30	F30C
SM4F33A	SM4F33CA	33	36.7	40.6	1	53.3	7.5	1	F33	F33C
SM4F36A	SM4F36CA	36	40	44.2	1	58.1	6.88	1	F36	F36C
SM4F40A	SM4F40CA	40	44.4	49.1	1	64.5	6.2	1	F40	F40C
SM4F43A	SM4F43CA	43	47.8	52.8	1	69.4	5.7	1	F43	F43C
SM4F45A	SM4F45CA	45	50	55.3	1	72.7	5.5	1	F45	F45C
SM4F48A		48	53.3	58.9	1	77.4	5.2	1	F48	
SM4F51A		51	56.7	62.7	1	82.4	4.9	1	F51	
SM4F54A		54	60	66.3	1	87.1	4.6	1	F54	
SM4F58A		58	64.4	71.2	1	93.6	4.3	1	F58	
SM4F60A		60	66.7	73.7	1	96.8	4.1	1	F60	
SM4F64A		64	71.1	78.6	1	103	3.9	1	F64	
SM4F70A		70	77.8	86	1	113	3.5	1	F70	
SM4F75A		75	83.3	92.1	1	121	3.3	1	F75	
SM4F78A		78	86.7	95.8	1	126	2.2	1	F78	
SM4F85A		85	94.4	104	1	137	2.9	1	F85	
SM4F90A		90	100	111	1	146	2.74	1	F90	
SM4F100A		100	111	123	1	162	2.46	1	F100	

Curve Characteristics

Fig. 1 - Peak Pulse Power Rating Curve

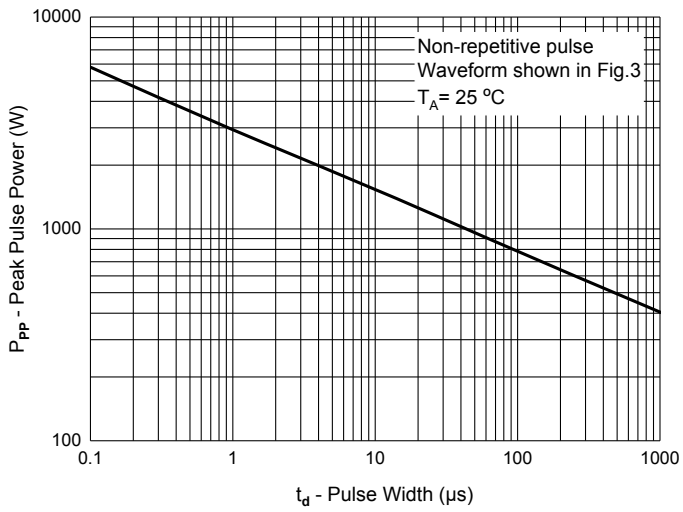


Fig. 2 - Typical Junction Capacitance

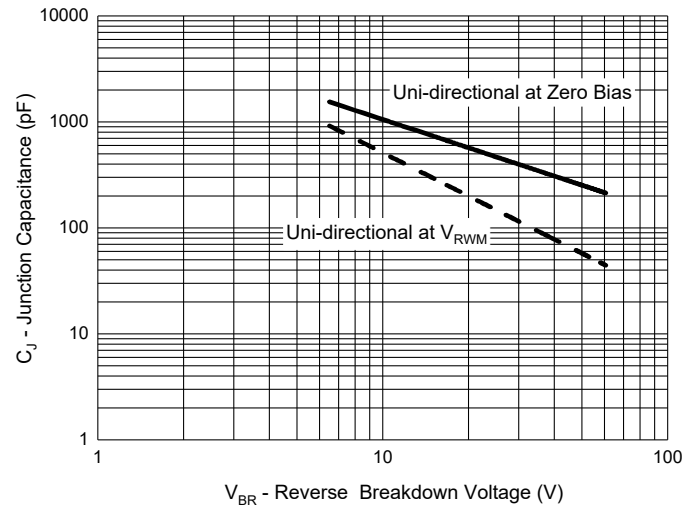


Fig. 3 - Pulse Waveform

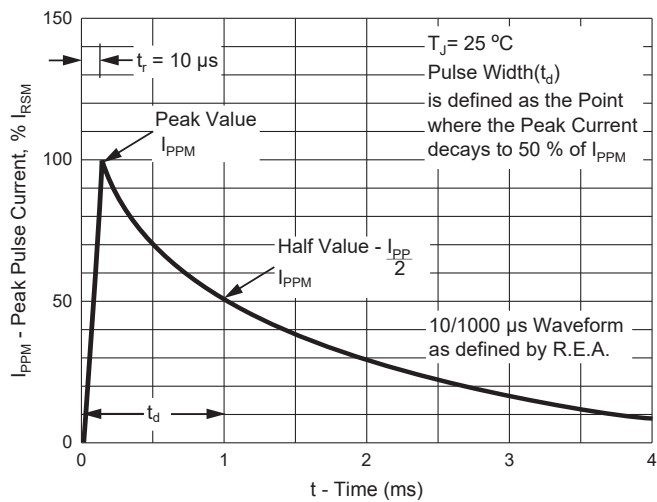
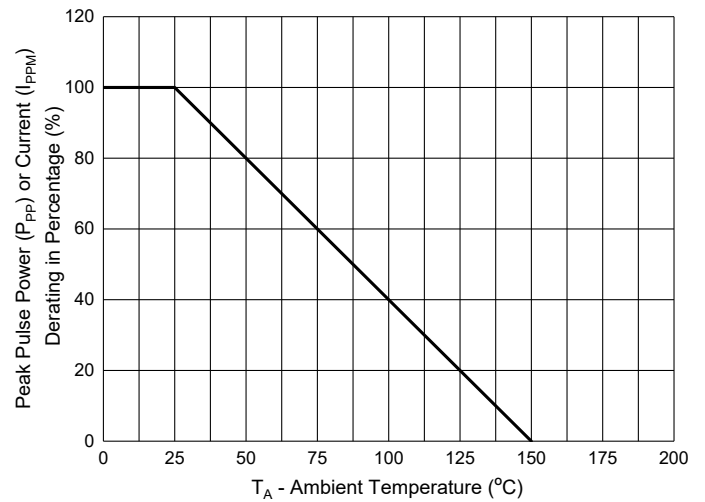


Fig. 4 - Pulse Derating Curve



Ordering Information

Device	Packing
Part Number-TP	Tape&Reel:2.5Kpcs/Reel

*****IMPORTANT NOTICE*****

Micro Commercial Components Corp. reserves the right to make changes without further notice to any product herein to make corrections, modifications, enhancements, improvements, or other changes. *Micro Commercial Components Corp.* does not assume any liability arising out of the application or use of any product described herein; neither does it convey any license under its patent rights, nor the rights of others. The user of products in such applications shall assume all risks of such use and will agree to hold *Micro Commercial Components Corp.* and all the companies whose products are represented on our website, harmless against all damages. *Micro Commercial Components Corp.* products are sold subject to the general terms and conditions of commercial sale, as published at <https://www.mccsemi.com/Home/TermsAndConditions>.

*****LIFE SUPPORT*****

MCC's products are not authorized for use as critical components in life support devices or systems without the express written approval of Micro Commercial Components Corporation.

*****CUSTOMER AWARENESS*****

Counterfeiting of semiconductor parts is a growing problem in the industry. Micro Commercial Components (MCC) is taking strong measures to protect ourselves and our customers from the proliferation of counterfeit parts. MCC strongly encourages customers to purchase MCC parts either directly from MCC or from Authorized MCC Distributors who are listed by country on our web page cited below. Products customers buy either from MCC directly or from Authorized MCC Distributors are genuine parts, have full traceability, meet MCC's quality standards for handling and storage. **MCC will not provide any warranty coverage or other assistance for parts bought from Unauthorized Sources.** MCC is committed to combat this global problem and encourage our customers to do their part in stopping this practice by buying direct or from authorized distributors.

Looking for pricing, stock, or lifecycle information?

Click below to explore more details on WIN SOURCE:

- ⊖ [View SM4F36A-TP on WIN SOURCE](#)
- ⊖ [Micro Commercial Co](#) Information

Optimize Your Supply Chain with WIN SOURCE Solutions

- ✓ Global Sourcing Solution
- ✓ Obsolete Management
- ✓ Cost Control Management
- ✓ Shortage Management
- ✓ Alternative Solution
- ✓ Excess Inventory Management