

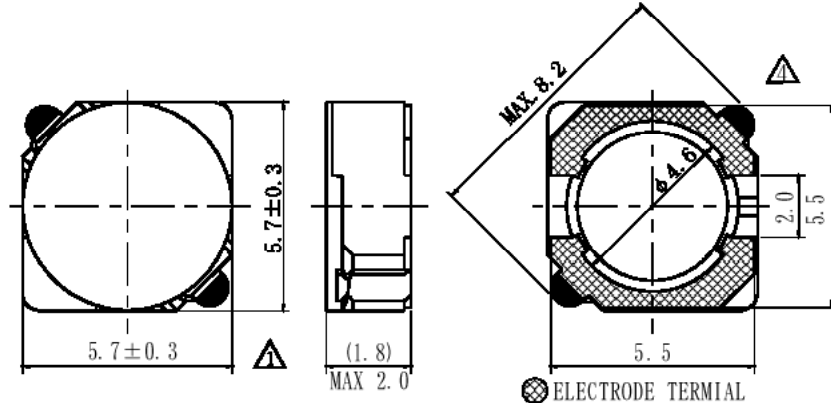


**THE DATASHEET OF  
CDRH5D18-4R1NC**



	SPECIFICATION	CUSTOMER:
	SUMIDA TYPE CDRH5D18	PART NO. REF. TO THE ATTACHED SHEET

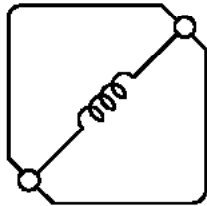
1. DIMENSION (UNIT mm)



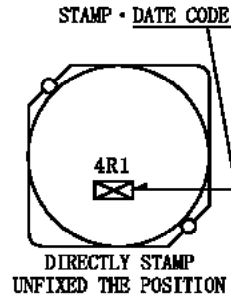
\* NO INCLUDE TERMINAL DIMENSION.

\* DIMENSION WITHOUT TOLERANCE ARE APPROX.

2. CONNECTION (BOTTOM)



3. STAMP (EXP.)



4. NOTE

- \* RECOMMENDED REFLOW CONDITIONS ARE BASED ON S-074-5003.
- \* ENCLOSING CONDITION OF COILS.



\* CARRIER TAPE PACKING SPECIFICATION IN DETAIL. (S-074-5075)

29th. Jul. . 1999			SUMIDA CODE	4760
CHK.	CHK.	DRG.	DRG. NO. 2/5 S-074-6073	
CHEN ZHAOHUI	HE GUOGAO	YANG XIANYU YL		

# GENERAL CHARACTERISTICS

TYPE

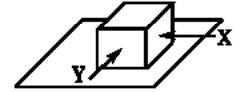
CDRH5D18

1. OPERATING TEMPERATURE RANGE:  $-40^{\circ}\text{C} \sim +85^{\circ}\text{C}$  (CONTAIN HEATING COIL)

2. STORAGE TEMPERATURE RANGE :  $-40^{\circ}\text{C} \sim +85^{\circ}\text{C}$

3. EXTERNAL APPEARANCE : NO EXTERNAL DEFECTS CAN BE FOUND IN THE VISUAL INSPECTION.

4. TERMINAL STRENGTH : NO TERMINAL DETACHMENT SHOULD BE FOUND WHEN THE DEVICE IS PUSHED IN TWO DIRECTIONS OF X AND Y WITH THE FORCE OF 5.0N FOR  $10 \pm 5$  SECONDS AFTER SOLDERING BETWEEN COPPER PLATE AND THE TERMINALS.  
(REFER TO FIGURE AT RIGHT)



5. HEAT ENDURANCE TEST : REFER TO S-074-5002.

6. TEMPERATURE FEATURE : INDUCTANCE COEFFICIENT IS  $(0 \sim 2000) \times 10^{-6}/^{\circ}\text{C}$  ( $-40 \sim +85^{\circ}\text{C}$ )



7. HUMIDITY TEST : INDUCTANCE DEVIATION IS WITHIN  $\pm 5.0\%$  AND NO STRUCTURE AND ELECTRIC DEFECTS CAN BE FOUND AFTER 96 HOURS TEST UNDER THE CONDITION OF RELATIVE HUMIDITY OF  $90 \sim 95\%$  AND TEMPERATURE OF  $40 \pm 2^{\circ}\text{C}$ , AND 1 HOUR STORAGE UNDER ROOM AMBIENT CONDITIONS AFTER THE DEVICE IS WIPED WITH DRY CLOTH.

8. VIBRATION TEST : INDUCTANCE DEVIATION IS WITHIN  $\pm 2.0\%$  AFTER 1 HOUR SWEEPING VIBRATION IN EACH THREE DIRECTIONS, NAMELY, FORWARD AND BACKWARD, UP AND DOWN, RIGHT AND LEFT. THE FREQUENCY IS  $10 \sim 55 \sim 10\text{Hz}$  AND THE AMPLITUDE OF 1 MINUTE CYCLE IS 1.5mm PP.

9. SHOCK TEST : INDUCTANCE DEVIATION IS WITHIN  $\pm 2.0\%$  AFTER THE TEST WITH GOM-BLOCK SHOCK TESTING MACHINE, ONCE IN EACH OF THE THREE PERPENDICULAR AXIS DIRECTIONS. THE SHOCK ACCELERATION IS  $981\text{m/s}^2$ .

10. SOLDER ABILITY : ELECTRODES ARE IMMERSED IN ROSIN (JIS-K-5902) WITH METHANOL (JIS-K-1501) (25%) FOR 5 SECONDS. THEN DIPPED IN  $230 \pm 5^{\circ}\text{C}$  MOLTEN SOLDER (JIS-Z-3282 H63A) FOR  $2 \pm 0.5$  SECONDS. 95% OF THE AREAS OF THE IMMERSED ELECTRODES SHOULD BE COVERED BY SOLDER COATING.

11. HIGH TEMPERATURE LOAD LIFE TEST : INDUCTANCE DEVIATION IS WITHIN  $\pm 3.0\%$  AND NO STRUCTURE AND ELECTRIC DEFECTS CAN BE FOUND AFTER  $500 \pm 12$  HOURS TEST UNDER THE CONDITION OF TEMPERATURE OF  $85 \pm 2^{\circ}\text{C}$  AND RATED CURRENT LOADED AND 1 HOUR STORAGE UNDER ROOM AMBIENT CONDITIONS AFTER WHICH DEVICE IS TESTED WITHIN THE NEXT 2 HOURS.

12. LOW TEMPERATURE LOAD LIFE TEST : INDUCTANCE DEVIATION IS WITHIN  $\pm 3.0\%$  AND NO STRUCTURE AND ELECTRIC DEFECTS CAN BE FOUND AFTER  $500 \pm 12$  HOURS TEST UNDER THE CONDITION OF TEMPERATURE OF  $-25 \pm 3^{\circ}\text{C}$  AND RATED CURRENT LOADED AND 1 HOUR STORAGE UNDER ROOM AMBIENT CONDITIONS AFTER WHICH DEVICE IS TESTED WITHIN THE NEXT 2 HOURS.

29th. Jul. . 1999

CHK.	CHK.	DRG.
CHEN ZHAOHUI	HE GUOGAO	YANG XIANYU YL

DRG. NO. 3/5

S-074-6073

# SPECIFICATION

TYPE

CDRH5D18

## ELECTRICAL CHARACTERISTICS

NO.	PART NO.	STAMP	INDUCTANCE [WITHIN] ※1	D. C. R. (Ω) [MAX.] (TYP.) (at 20℃) ※2	RATED CURRENT (A) ※3	SUMIDA CODE
1	CDRH5D18-4R1NC	4R1	4.1 μH ± 30%	57m (42m)	1.95	4760-0001
2	CDRH5D18-5R4NC	5R4	5.4 μH ± 30%	76m (56m)	1.60	4760-0002
3	CDRH5D18-6R2NC	6R2	6.2 μH ± 30%	96m (71m)	1.40	4760-0003
4	CDRH5D18-8R9NC	8R9	8.9 μH ± 30%	116m (86m)	1.25	4760-0004
5	CDRH5D18-100NC	100	10 μH ± 30%	124m (92m)	1.20	4760-0005
6	CDRH5D18-120NC	120	12 μH ± 30%	153m (113m)	1.10	4760-0006
7	CDRH5D18-150NC	150	15 μH ± 30%	196m (145m)	0.97	4760-0007
8	CDRH5D18-180NC	180	18 μH ± 30%	210m (155m)	0.85	4760-0008
9	CDRH5D18-220NC	220	22 μH ± 30%	290m (215m)	0.80	4760-0009
10	CDRH5D18-270NC	270	27 μH ± 30%	330m (245m)	0.75	4760-0010
11	CDRH5D18-330NC	330	33 μH ± 30%	385m (285m)	0.65	4760-0011
12	CDRH5D18-390NC	390	39 μH ± 30%	520m (385m)	0.57	4760-0012
13	CDRH5D18-470NC	470	47 μH ± 30%	595m (440m)	0.54	4760-0013
14	CDRH5D18-560NC	560	56 μH ± 30%	665m (493m)	0.50	4760-0014
15	CDRH5D18-680NC	680	68 μH ± 30%	840m (622m)	0.43	4760-0015
16	CDRH5D18-820NC	820	82 μH ± 30%	978m (725m)	0.41	4760-0016
17	CDRH5D18-101NC	101	100 μH ± 30%	1.2 (895m)	0.36	4760-0017

※1 MEASURING FREQUENCY      INDUCTANCE      at 10kHz

※2 ( ) TYPICAL VALUE.

※3 THE RATED CURRENT INDICATES THE CURRENT WHEN THE INDUCTANCE DECREASES TO 65% OF INITIAL VALUE OR DC CURRENT WHEN THE TEMPERATURE OF COIL IS INCREASED BY 30℃. THE SMALLER ONE IS DEFINED AS RATED CURRENT.

29th. Jul. , 1999

CHK.	CHK.	DRG.
CHEN ZHAOHUI	HE GUOGAO	YANG XIANYU YL

DRG. NO. 4/5

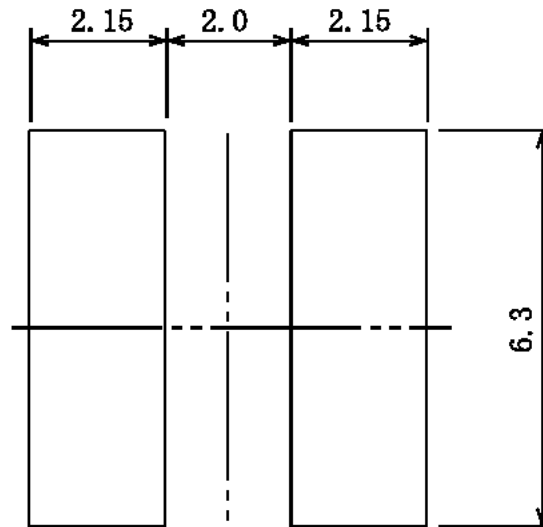
S-074-6073

# SPECIFICATION

TYPE

CDRH5D18

DIMENSION RECOMMENDED (mm)



29th. Jul. . 1999

CHK.	CHK.	DRG.
CHEN ZHAOHUI	HE GUOGAO	YANG XIANYU YL

DRG. NO.

5/5

S-074-6073

## Looking for pricing, stock, or lifecycle information?

Click below to explore more details on WIN SOURCE:

- ⊖ [View CDRH5D18-4R1NC on WIN SOURCE](#)
- ⊖ [Sumida America Components Inc. Information](#)

## Optimize Your Supply Chain with WIN SOURCE Solutions

- ✓ Global Sourcing Solution
- ✓ Obsolete Management
- ✓ Cost Control Management
- ✓ Shortage Management
- ✓ Alternative Solution
- ✓ Excess Inventory Management