

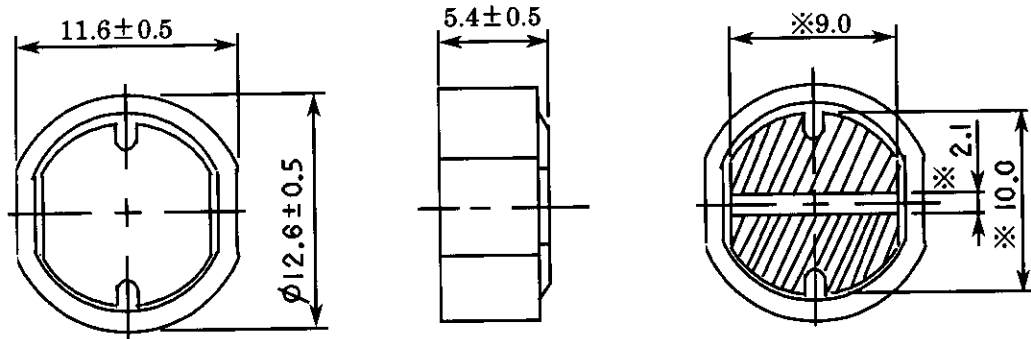


**THE DATASHEET OF
CDR125-680MC**



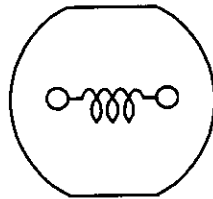
SPECIFICATION		
	SUMIDA TYPE CDR125	PART NO. REF. TO THE ATTACHED SHEET.

1. DIMENSION (UNIT mm)

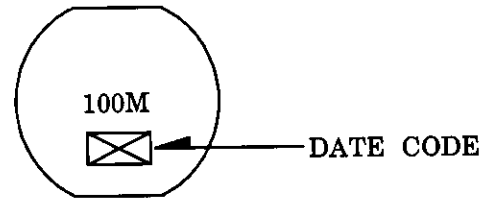


※ DIMENSION OF TERMINAL IS TYPICAL

2. CONNECTION (BOTTOM)



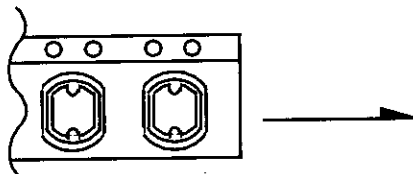
3. STAMP (Ex.)



DIRECTLY STAMP
UNFIXED THE POSITION

4. NOTE

*ENCLOSING CONDITION OF COILS.



*CARRIER TAPE PACKIING SPECIFICATION IN DETAIL.(S-074-426)

*RECOMMENDATION

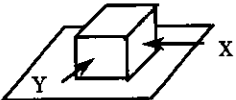
DUE TO THE COIL WEIGHT, PLEASE APPLY BOND ONTO THIS COIL PARF
WHEN FIXED ONTO THE PCB.

*RECOMMENDED REFLOW CONDITIONS ARE BASED ON S-074-5003.

24 th SEP., 1993			SUMIDA CODE	4722
CH K.	CH K.	DR G.	DRG. NO. 2/5	
O.SATO	KOMA ITA	KIKYO A		
			S-074-435	

GENERAL CHARACTERISTICS	TYPE CDR125
-------------------------	----------------

1. OPERATING TEMPERATURE : -25 ~ +70 °C (COIL CONTAIN HEAT)
2. EXTERNAL APPEARANCE : ON VISUAL INSPECTION, THE COIL HAS NO EXTERNAL DEFECTS.
3. TERMINAL STRENGTH : AFTER SOLDERING, BETWEEN COPPER PLATE AND TERMINAL OF COIL, PUSH IN TWO DIRECTIONS OF X, Y WITHSTANDING 20.0N(2.04kgf) FOR 10±2 SECONDS. TERMINAL SHOULD NOT PEEL OFF. (REFER TO FIGURE AT RIGHT)


4. HEAT ENDURANCE TEST: REFER TO S-074-5002.
5. DIELECTRIC STRENGTH : NO APPARENT AT 100V D.C. FOR 1 MINUTE BETWEEN COIL-CORE.
6. INSULATING RESISTANCE : OVER 100 MΩ AT 100V D.C. BETWEEN COIL-CORE.
7. INDUCTANCE TEMPERATURE COEFFICIENT : (0 ~ 2000)×10⁻⁶/°C (-25 ~ + 70 °C)
8. HUMIDITY TEST : INDUCTANCE DEVIATION WITHIN ± 5.0 %

AFTER 96 HOURS IN 90 ~ 95 % RELATIVE HUMIDITY AT 40 ± 2 °C AND 1 HOUR DRYING UNDER NORMAL CONDITION.
9. VIBRATION TEST : INDUCTANCE DEVIATION WITHIN ± 3.0 % AFTER VIBRATION FOR 2 HOUR. IN EACH OF THREE ORIENTATIONS AT SWEEP VIBRATION (10~55~10 Hz) WITH 1.5 mm P-P AMPLITUDE.
10. SHOCK TEST : INDUCTANCE DEVIATION WITHIN ± 3.0 % AFTER DROP DOWN WITH 981m/s²(100G) SHOCK ATTITUDE UPON A RUBBER BLOCK METHOD SHOCK TESTING MACHINE, FOR 1 TIME, IN EACH OF THREE ORIENTATIONS.

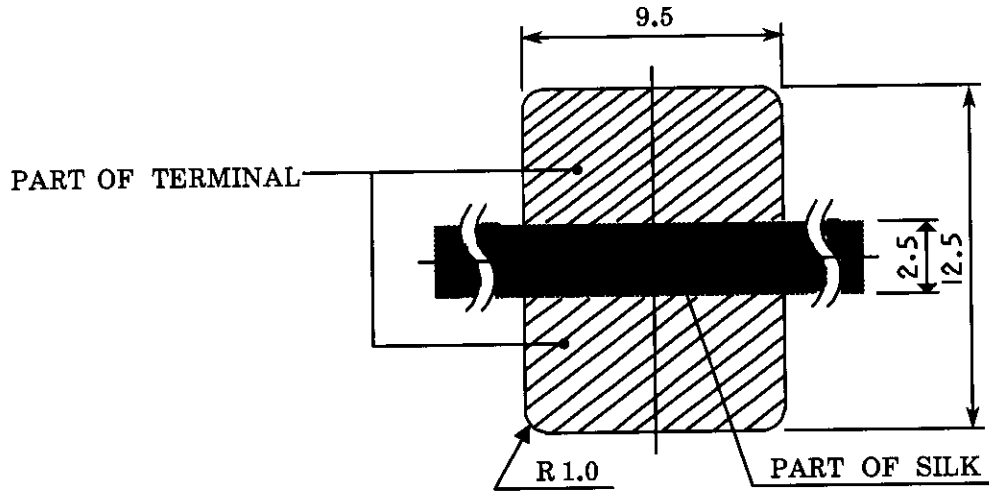
24 th SEP., 1993

CHK.	CHK.	DRG.
O.SATO	KOMA ITA	KIKYO A

DRG. NO.	3/5
S-074-435	

SPECIFICATION	TYPE CDR125
----------------------	-----------------------

DIMENSION RECOMMENDED (mm)



PLEASE COAT WITH SILK BETWEEN TERMINAL.

THICKNESS OF METALMASK RECOMMENDED 0.2t

24 th SEP., 1993

C H K.	C H K.	D R G.
O.SATO	KOMA ITA	KIKYO A

DRG. NO.	5/5
S-074-435	

Looking for pricing, stock, or lifecycle information?

Click below to explore more details on WIN SOURCE:

- ⊖ [View CDR125-680MC on WIN SOURCE](#)
- ⊖ [Sumida America Components Inc. Information](#)

Optimize Your Supply Chain with WIN SOURCE Solutions

- ✓ Global Sourcing Solution
- ✓ Obsolete Management
- ✓ Cost Control Management
- ✓ Shortage Management
- ✓ Alternative Solution
- ✓ Excess Inventory Management