

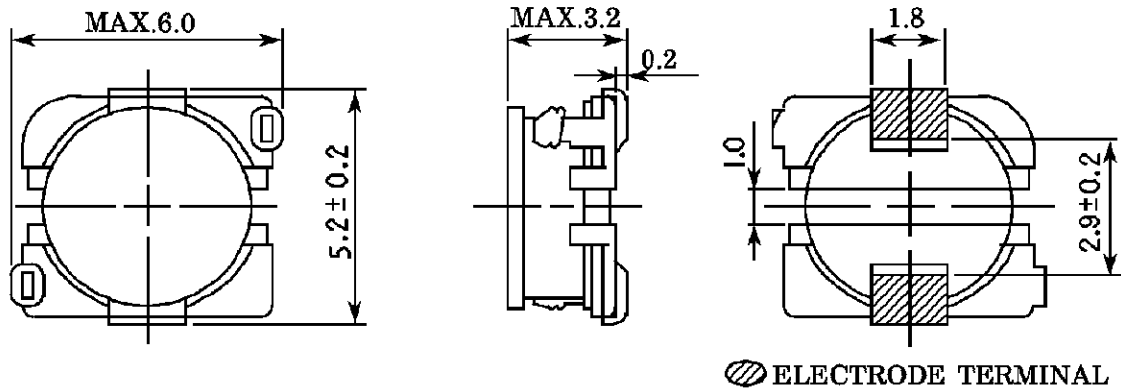


**THE DATASHEET OF  
CDH53-151**



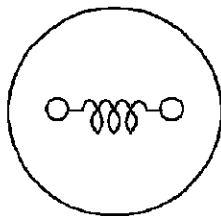
|                      |                          |   |
|----------------------|--------------------------|---|
| <b>SPECIFICATION</b> |                          |   |
|                      | SUMIDA TYPE <b>CDH53</b> | PART NO.    REF. TO THE ATTACHED SHEET. |

**1. DIMENSION (UNIT mm)**

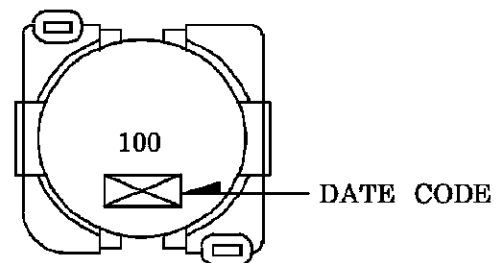


\* DIMENSION WITHOUT TOLERANCE ARE APPROX.

**2. CONNECTION**



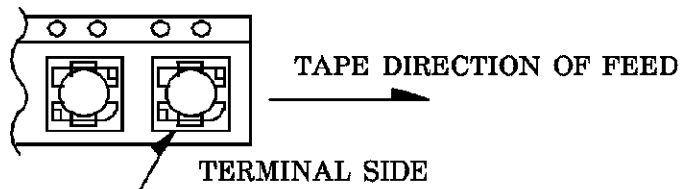
**3. STAMP (Ex.)**



**DIRECTLY STAMP  
UNFIXED THE POSITION**

**4. NOTE**

\* ENCLOSING CONDITION OF COILS.



△ \* IN THE CASE OF BOX:BOX PACKING AFTER CARRIER TAPE PACKING. (NO REEL)  
IN THE CASE OF REEL:CARRIER TAPE PACKING SPECIFICATION IN DETAIL. (S-074-503)

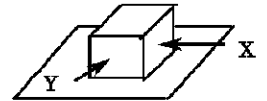
\*RECOMMENDED REFLOW CONDITION TO BE ACCORDING TO S-074-5003.

|                    |             |            |                   |      |
|--------------------|-------------|------------|-------------------|------|
| 24 th AUG . , 1994 |             |            | SUMIDA CODE       | 4736 |
| CHK.               | CHK.        | DRG.       | DRG. NO.      2/6 |      |
| O.SATO             | KOMA<br>ITA | MONMA<br>M |                   |      |
|                    |             |            | <b>S-074-506</b>  |      |

# GENERAL CHARACTERISTICS

|      |       |
|------|-------|
| TYPE | CDH53 |
|------|-------|

1. OPERATING TEMPERATURE : - 30 ~ + 100 °C (COIL CONTAIN HEAT)
2. EXTERNAL APPEARANCE : ON VISUAL INSPECTION, THE COIL HAS NO EXTERNAL DEFECTS.
3. TERMINAL STRENGTH : AFTER SOLDERING, BETWEEN COPPER PLATE AND TERMINAL OF COIL, PUSH IN TWO DIRECTIONS OF X, Y WITHSTANDING 5.0N FOR 10±2 SECONDS. TERMINAL SHOULD NOT PEEL OFF. (REFER TO FIGURE AT RIGHT)
4. HEAT ENDURANCE TEST : REFER TO S-074-5002
5. DIELECTRIC STRENGTH : NO APPARENT AT 100V D.C. FOR 1 MINUTE BETWEEN COIL-CORE.
6. INSULATING RESISTANCE : OVER 100 MΩ AT 100V D.C. BETWEEN COIL-CORE.
7. INDUCTANCE TEMPERATURE COEFFICIENT : ( 0 ~ 2000 ) × 10<sup>-6</sup>/°C ( -25 ~ + 80 °C )
8. HUMIDITY TEST : INDUCTANCE DEVIATION WITHIN ± 5 %  
AFTER 96 HOURS IN 90 ~ 95 % RELATIVE HUMIDITY AT 40 ± 2 °C AND 1 HOUR DRYING UNDER NORMAL CONDITION.
9. VIBRATION TEST : INDUCTANCE DEVIATION WITHIN ± 3 % AFTER VIBRATION FOR 1 HOUR. IN EACH OF THREE ORIENTATIONS AT SWEEP VIBRATION (10~55~10 Hz) WITH 1.5 mm P-P AMPLITUDE.
10. SHOCK TEST : INDUCTANCE DEVIATION WITHIN ± 3 % AFTER DROP DOWN WITH 981m/s<sup>2</sup> SHOCK ATTITUDE UPON A RUBBER BLOCK METHOD SHOCK TESTING MACHINE, FOR 1 TIME, IN EACH OF THREE ORIENTATIONS.



24 th AUG . , 1994

| CHK.   | CHK.   | DRG.       |
|--------|--------|------------|
| O.SATO | SUZUKI | MONMA<br>M |

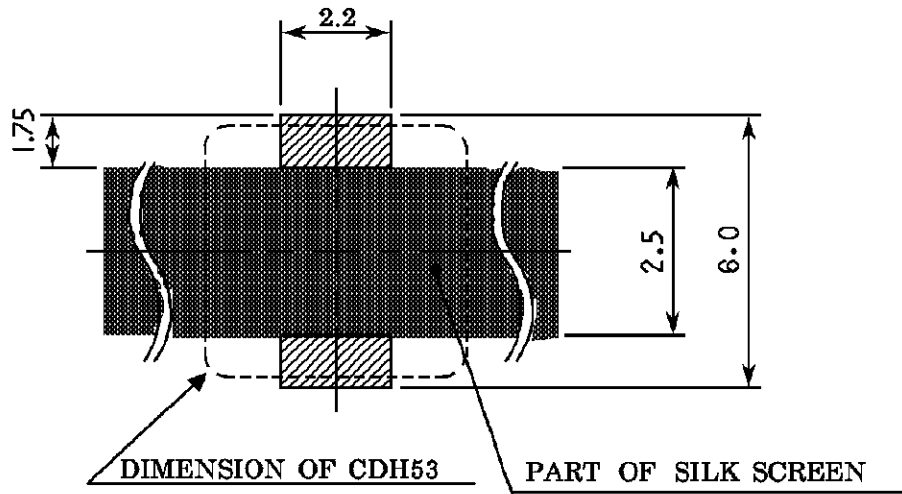
|                  |     |
|------------------|-----|
| DRG. NO.         | 3/6 |
| <b>S-074-506</b> |     |



# SPECIFICATION

|      |       |
|------|-------|
| TYPE | CDH53 |
|------|-------|

DIMENSION RECOMMENDED (mm)



PLEASE COAT WITH SILK BETWEEN TERMINAL.



24 th AUG . , 1994

| CHK.   | CHK.   | DRG.       |
|--------|--------|------------|
| O.SATO | SUZUKI | MONMA<br>M |

|           |     |
|-----------|-----|
| DRG. NO.  | 6/6 |
| S-074-506 |     |

## Looking for pricing, stock, or lifecycle information?

Click below to explore more details on WIN SOURCE:

-  [View CDH53-151 on WIN SOURCE](#)
-  [Sumida America Components Inc. Information](#)

## Optimize Your Supply Chain with WIN SOURCE Solutions

-  Global Sourcing Solution
-  Obsolete Management
-  Cost Control Management
-  Shortage Management
-  Alternative Solution
-  Excess Inventory Management