




**THE DATASHEET OF
CDEIR8D38FNP-220NC**



SMD Power Inductor CDEIR8D38F



Description

- Ferrite core construction.
- Magnetically shielded.
- L × W × H: 8.5 × 8.3 × 4.0 mm Max.
- Product weight: 1.1 g(Ref.)
- Moisture Sensitivity Level: 1
- RoHS compliance.

Environmental Data

- Operating temperature range: -40°C ~ +105°C (including coil's self temperature rise)
- Storage temperature range: -40°C ~ +105°C
- Solder reflow temperature: 260 °C peak.

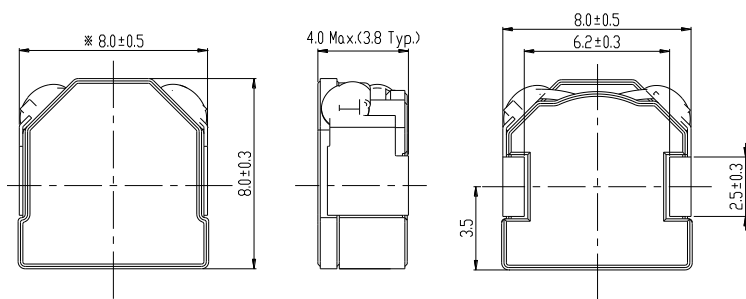
Packaging

- Carrier tape and reel packaging.
- 13.0" diameter reel
- 1000pcs per reel

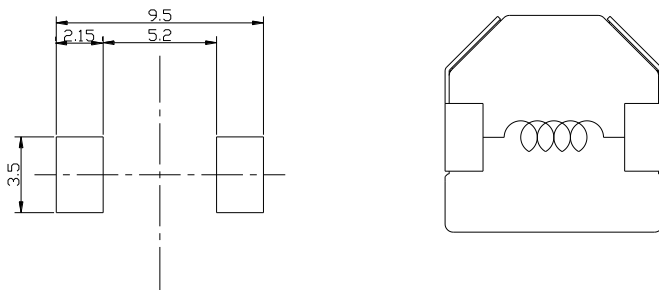
Applications

- Ideally used in Notebook, PDA and other devices.

Dimension - [mm]



Land pattern and Schematics - [mm]



Electrical Characteristics


PART NO.	STAMP	INDUCTANCE (μH) [WITHIN] ※1	D.C.R.(mΩ) [MAX.] (Typ.) (at 20°C)	SATURATION CURRENT (A) ※2		TEMPERATURE RISE CURRENT (A) ※3
				(at 20°C)	(at 105°C)	
CDEIR8D38FNP-4R0NC	4R0	4.0 ± 30%	23.2(18.5)	7.0	5.8	4.8
CDEIR8D38FNP-5R1NC	5R1	5.1 ± 30%	25.9(20.7)	6.2	5.1	4.6
CDEIR8D38FNP-6R3NC	6R3	6.3 ± 30%	30.7(24.5)	5.3	4.4	4.1
CDEIR8D38FNP-7R6NC	7R6	7.6 ± 30%	34.0(27.2)	4.9	4.1	3.8
CDEIR8D38FNP-100NC	100	10 ± 30%	43.8(35.0)	4.6	3.8	3.4
CDEIR8D38FNP-120NC	120	12 ± 30%	66.7(53.3)	4.0	3.2	2.5
CDEIR8D38FNP-150NC	150	15 ± 30%	70.2(56.1)	3.7	3.0	2.4
CDEIR8D38FNP-180NC	180	18 ± 30%	83.1(66.5)	3.3	2.7	2.3
CDEIR8D38FNP-220NC	220	22 ± 30%	88.3(70.6)	3.0	2.5	2.2

※1. Measuring condition: at 100kHz.

※2. Saturation current: The value of D.C. current when the inductance decreases to 65% of it's nominal value.

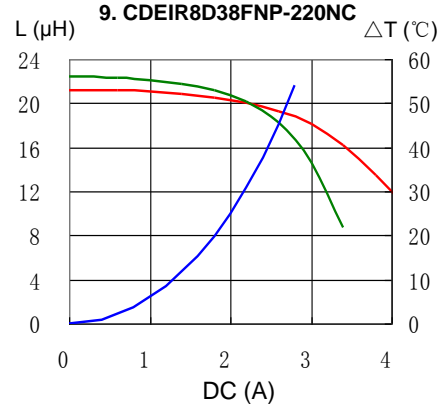
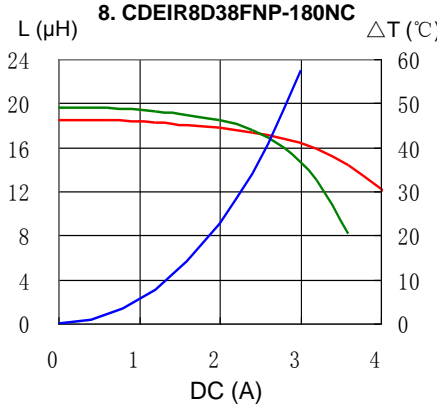
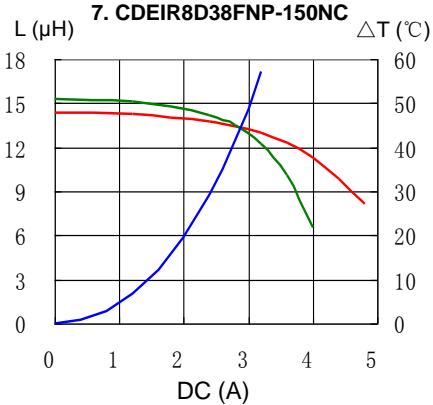
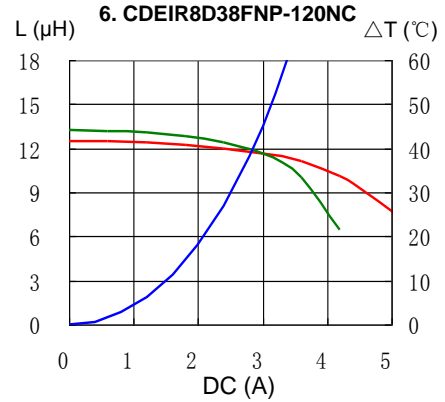
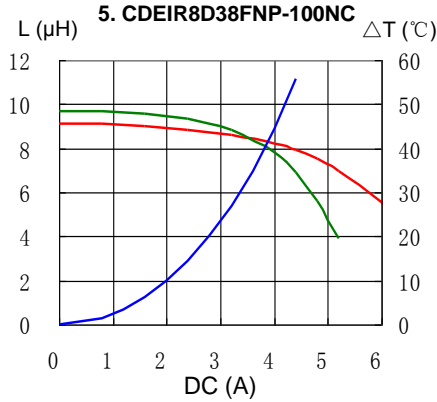
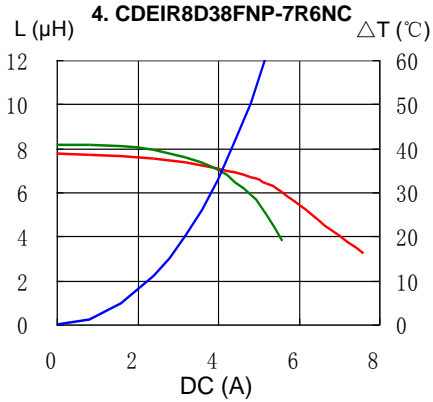
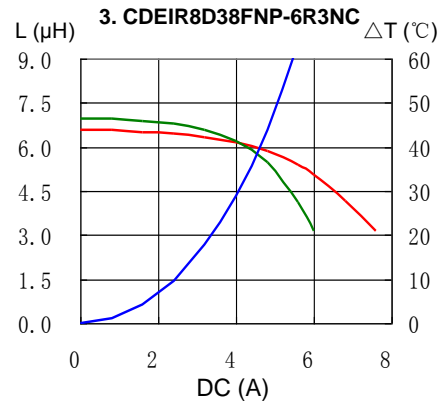
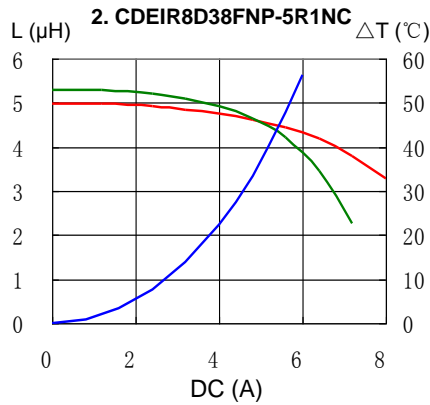
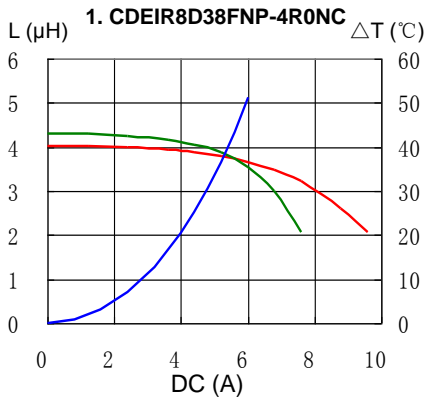
※3. Temperature rise current: The value of D.C. current when the temperature rise is $\Delta t = 40^\circ\text{C}$ ($T_a = 20^\circ\text{C}$).

SMD Power Inductor CDEIR8D38F




Saturation Current & Temperature Rise Graph

— L (20°C) — L (100°C) — ΔT

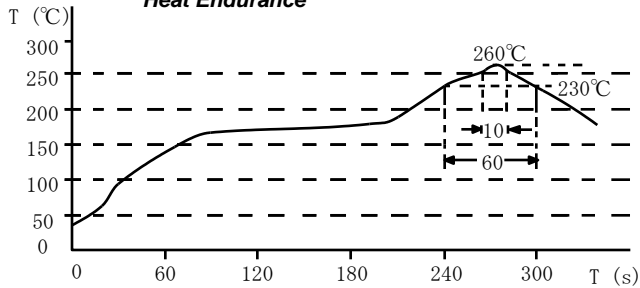


SMD Power Inductor CDEIR8D38F

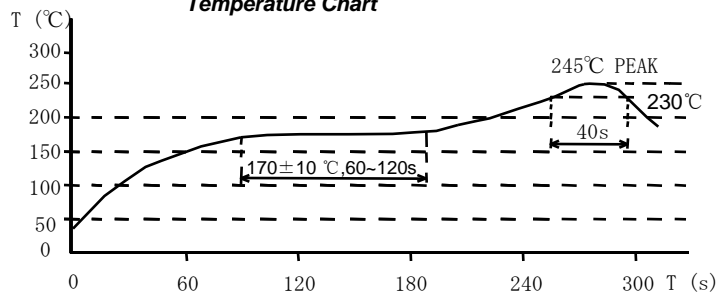


Solder Reflow Condition

Heat Endurance



Temperature Chart



Please refer to the sales offices on our website - <http://www.sumida.com>

Hong Kong

Tel.+852-2880-6781
FAX.+852-2565-9600
sales@hk.sumida.com

Saitama(Japan)

Tel.+81-48-691-7300
FAX.+81-48-691-7340
sales@jp.sumida.com

Chicago

Tel.+1-847-545-6700
FAX. +1-847-545-6720
sales@us.sumida.com

Shanghai

Tel.+86-21-5836-3299
FAX.+86-21-5836-3266
shanghai.sales@cn.sumida.com

Seoul

Tel.+82-2-6237-0777
FAX.+82-2-6237-0778
sales@kr.sumida.com

Obernzell

Tel.+49-8591-937-0
FAX. +49-8591-937-103
contact@eu.sumida.com

Shenzhen

Tel.+86-755-8291-0228
FAX.+86-755-8291-0338
shenzhen.sales@cn.sumida.com

Singapore

Tel.+65-6296-3388
FAX.+65-6841-4426
sales@sg.sumida.com

Neumarkt

Tel.+49-9181-4509-110
FAX. +49-9181-4509-310
infocomp@eu.sumida.com

Taipei

Tel.+886-2-8751-2737
FAX.+886-2-8751-2738
sales@tw.sumida.com

San Jose

Tel.+1-408-321-9660
FAX.+1-408-321-9308
sales@us.sumida.com

Looking for pricing, stock, or lifecycle information?

Click below to explore more details on WIN SOURCE:

- ⊖ [View CDEIR8D38FNP-220NC on WIN SOURCE](#)
- ⊖ [Sumida America Components Inc. Information](#)

Optimize Your Supply Chain with WIN SOURCE Solutions

- ✓ Global Sourcing Solution
- ✓ Obsolete Management
- ✓ Cost Control Management
- ✓ Shortage Management
- ✓ Alternative Solution
- ✓ Excess Inventory Management