



THE DATASHEET OF PLT5 450B



OSRAM PLT5 450B

Datasheet

Preliminary datasheet version Discontinued

Published by ams-OSRAM AG

Tobelbader Strasse 30, 8141 Premstaetten, Austria

Phone +43 3136 500-0

ams-osram.com

© All rights reserved



Metal Can TO56

PLT5 450B

Blue Laser Diode in TO56 Package



Applications

- Digital Diagnostic Devices
- Entertainment
- Factory Automation
- Medical Imaging

Features

- Optical output power (continuous wave): 100 mW ($T_c = 25^\circ\text{C}$)
- Typical emission wavelength: 450 nm
- Efficient radiation source for cw and pulsed operation
- Single mode semiconductor laser
- High modulation bandwidth
- TO56 package

Preliminary datasheet version Discontinued

Ordering Information

| Type | Peak output power typ. P_{opt} | Ordering Code |
|-----------|--|---------------|
| PLT5 450B | 100 mW | Q65111A7459 |

Maximum Ratings

$T_C = 25\text{ °C}$

| Parameter | Symbol | | Values |
|--|-----------|------|--------|
| Operating temperature | T_{op} | min. | -40 °C |
| | | max. | 70 °C |
| Storage temperature | T_{stg} | min. | -40 °C |
| | | max. | 85 °C |
| Junction temperature | T_j | max. | 150 °C |
| Peak output power ¹⁾ | P_{opt} | max. | 120 mW |
| Forward current ²⁾ | I_F | max. | 165 mA |
| Reverse voltage ³⁾ | V_R | max. | 2 V |
| Soldering temperature $t_{max} = 10\text{ sec}$ | T_S | max. | 260 °C |

Operation outside these conditions may damage the device. Operation at maximum ratings may influence lifetime.

Characteristics

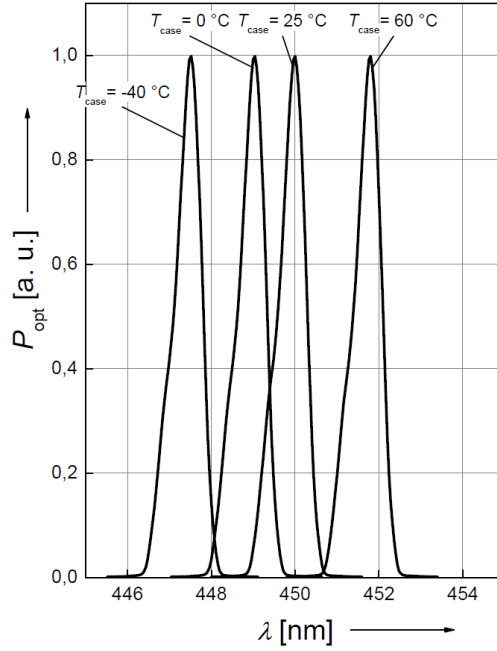
$P_{opt} = 100 \text{ mW}$; $T_{case} = 25 \text{ °C}$

| Parameter | Symbol | | Values |
|---|----------------------|------|----------|
| Operating current ²⁾ | I_{op} | typ. | 90 mA |
| | | max. | 165 mA |
| Peak wavelength ⁴⁾ | λ_{peak} | min. | 440 nm |
| | | typ. | 450 nm |
| | | max. | 460 nm |
| Spectral bandwidth (FWHM) | $\Delta\lambda$ | typ. | 1 nm |
| Beam divergence (FWHM) parallel to pn-junction | Θ_{\parallel} | min. | 4 ° |
| | | typ. | 6.5 ° |
| | | max. | 7.5 ° |
| Beam divergence (FWHM) perpendicular to pn-junction | Θ_{\perp} | min. | 18 ° |
| | | typ. | 22 ° |
| | | max. | 25 ° |
| Threshold current | I_{th} | typ. | 17 mA |
| | | max. | 60 mA |
| Forward voltage ⁵⁾⁶⁾ | V_F | typ. | 5.5 V |
| | | max. | 7.0 V |
| TE polarization | P_{TE} | typ. | 100:1 |
| Modulation frequency | f | min. | 100 MHz |
| Thermal resistance junction case real | R_{thJC} | typ. | 34 K / W |

Info: according to OS-IN-2021-003

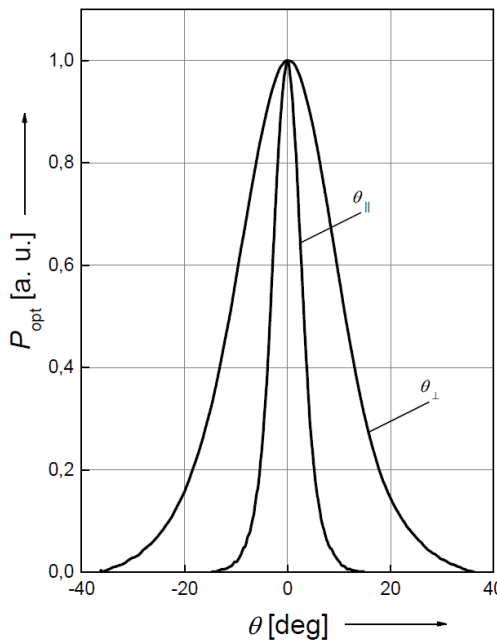
Relative Spectral Emission 7)

$$P_{opt} = f(\lambda)$$



Beam Divergence 7)

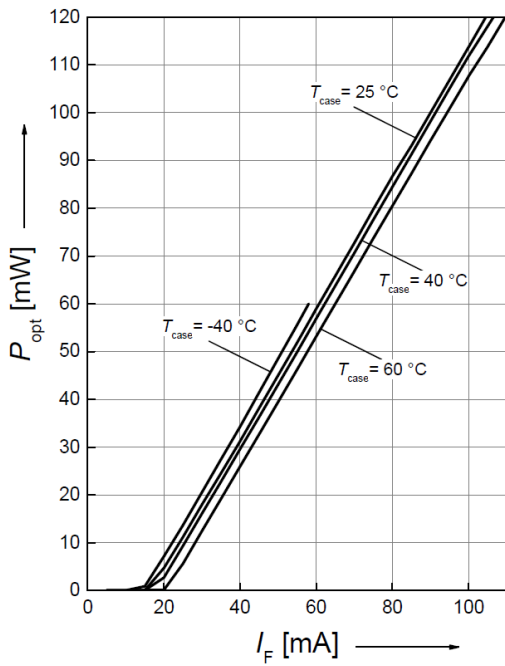
$$P_{opt} = f(\theta); T_{case} = 25^\circ\text{C}$$



Preliminary datasheet version Discontinued

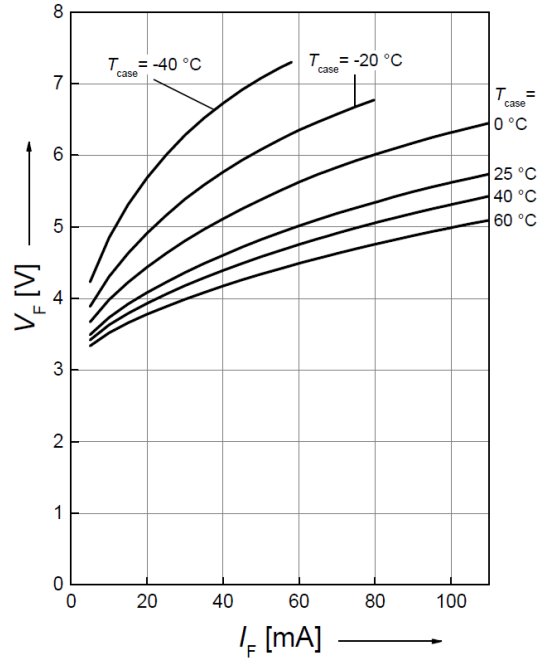
Optical Output Power ⁷⁾

$$P_{opt} = f(I_F)$$



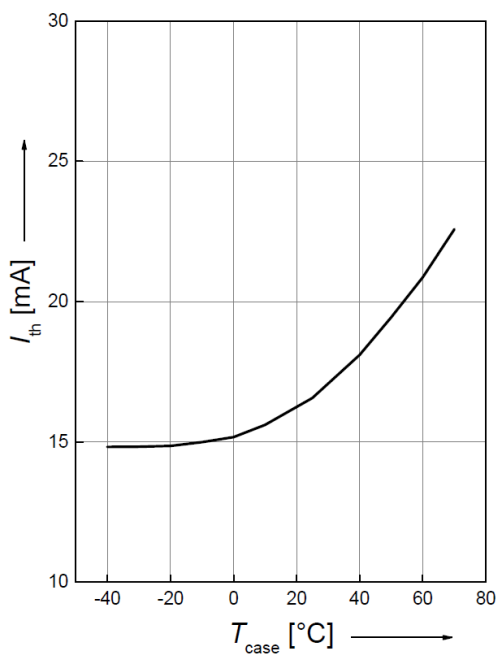
Forward Voltage ⁷⁾

$$V_F = f(I_F)$$

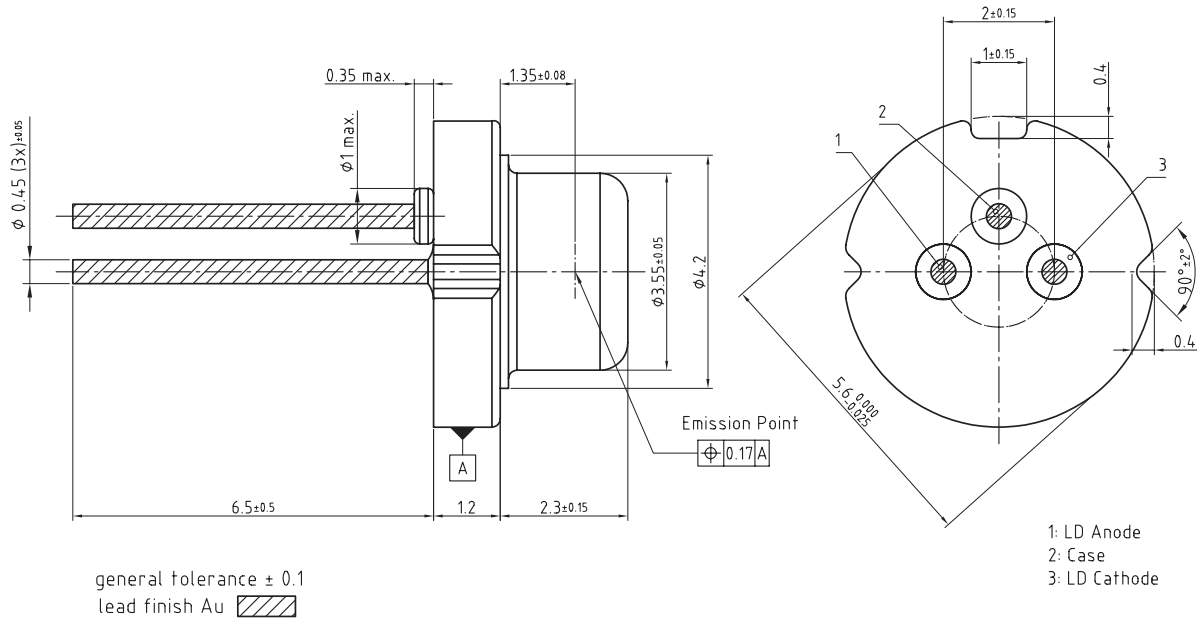


Threshold Current ⁷⁾

$$I_{th} = f(T_C)$$



Dimensional Drawing ⁸⁾



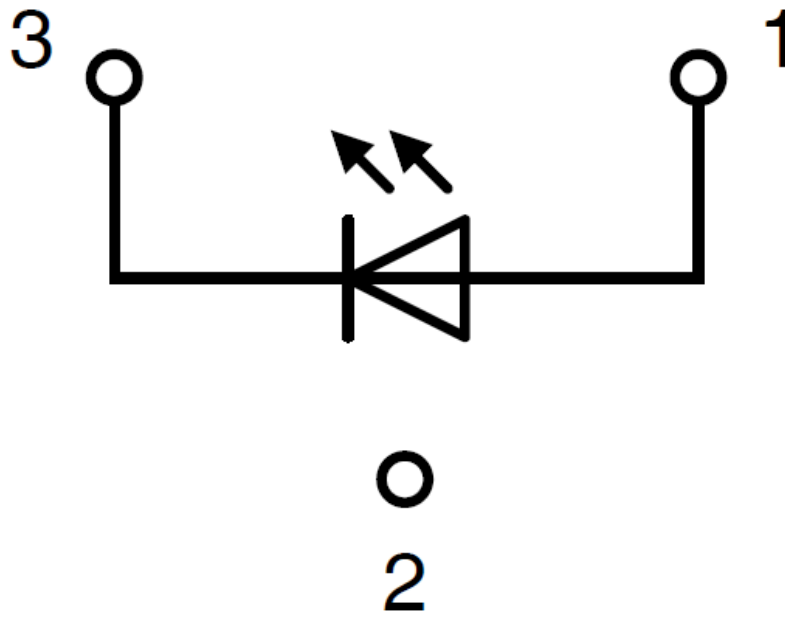
C63062-A4285-A1-01

Further Information:

Approximate Weight: 310.0 mg

ESD advice: ATTENTION – Observe Precautions For Handling – Electrostatic Sensitive Device

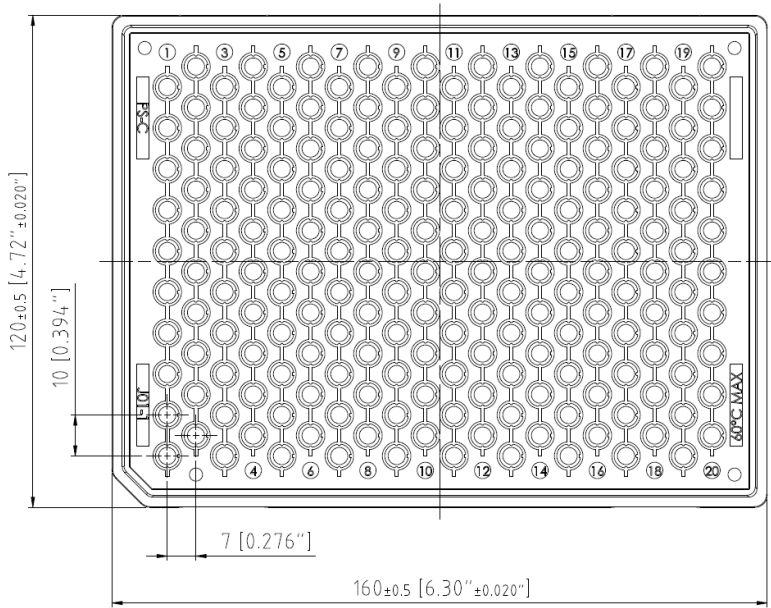
Electrical Internal Circuit



| Pin | Description |
|-------|-------------|
| PIN 1 | LD Anode |
| PIN 2 | Case |
| PIN 3 | LD Cathode |

Tray ⁸⁾

200 pieces per tray



C63062-A4337-B1

Barcode-Product-Label (BPL)

OSRAM LX XXXX BIN1: XX-XX-X-XXX-X

RoHS Compliant

(6P) BATCH NO: 1234567890 ML Temp ST
X XXX °C X

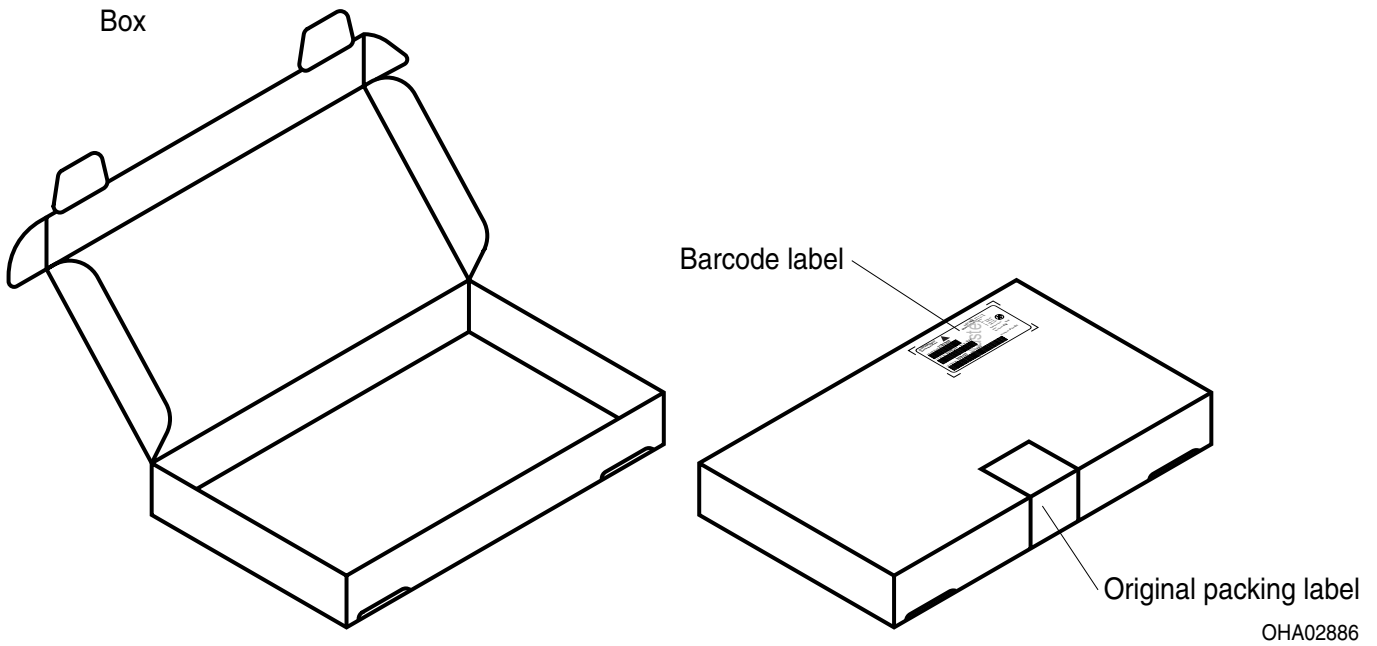
(1T) LOT NO: 1234567890 (9D) D/C: 1234 Pack: RXX
DEMY: XXX
X_X123_1234.1234 X

(X) PROD NO: 123456789(Q)QTY: 9999 (G) GROUP: XX-XX-X-X

OHA04563

Preliminary datasheet version Discontinued

Schematic Transportation Box ⁸⁾



Dimensions of Transportation Box

| Width | Length | Height |
|------------|------------|-----------|
| 215 ± 5 mm | 265 ± 5 mm | 95 ± 5 mm |

Notes

Depending on the mode of operation, these devices emit highly concentrated visible and non visible light which can be hazardous to the human eye. Products which incorporate these devices have to follow the safety precautions given in IEC 60825-1.

Subcomponents of this device contain, in addition to other substances, metal filled materials including silver. Metal filled materials can be affected by environments that contain traces of aggressive substances. Therefore, we recommend that customers minimize device exposure to aggressive substances during storage, production, and use. Devices that showed visible discoloration when tested using the described tests above did show no performance deviations within failure limits during the stated test duration. Respective failure limits are described in the IEC60810.

Preliminary datasheet version Discontinued

Notes

Important notes of operation for laser diode

a) Electrical operation

OSRAMs laser diodes are designed for maximum performance and reliability. Operating the laser diode above the maximum rating even for very short periods of time can damage the laser diode or reduce its lifetime. The laser diode must be operated with a suitable power supply with minimized electrical noise. The laser diode is very sensitive to electrostatic discharge (ESD). Proper precautions must be taken.

b) Mounting instructions

In order to maintain the lifetime of the laser diode proper heat management is essential. Due to the design of the laser diode heat is dissipated only through the base plate of the diode's body. A proper heat conducting interconnection between the diodes base plate and the heat sink must be maintained.

For further application related information please visit www.osram-os.com/appnotes

Depending on the mode of operation, these devices emit highly concentrated non visible infrared light which can be hazardous to the human eye. Products which incorporate these devices have to follow the safety precautions given in IEC 60825-1 and IEC 62471.

Disclaimer

AMS OSRAM assumes no liability whatsoever for any use of this document or its content by recipient including, but not limited to, for any design in activities based on this preliminary draft version. AMS OSRAM may e.g. decide at its sole discretion to stop developing and/or finalizing the underlying design at any time.

Attention please!

The information describes the type of component and shall not be considered as assured characteristics. Terms of delivery and rights to change design reserved. Due to technical requirements components may contain dangerous substances.

For information on the types in question please contact our Sales Organization.

If printed or downloaded, please find the latest version on our website.

Packing

Please use the recycling operators known to you. We can also help you – get in touch with your nearest sales office. By agreement we will take packing material back, if it is sorted. You must bear the costs of transport. For packing material that is returned to us unsorted or which we are not obliged to accept, we shall have to invoice you for any costs incurred.

Product and functional safety devices/applications or medical devices/applications

Our components are not developed, constructed or tested for the application as safety relevant component or for the application in medical devices.

Our products are not qualified at module and system level for such application.

In case buyer – or customer supplied by buyer – considers using our components in product safety devices/applications or medical devices/applications, buyer and/or customer has to inform our local sales partner immediately and we and buyer and /or customer will analyze and coordinate the customer-specific request between us and buyer and/or customer.

Glossary

- 1) **Brightness:** The brightness values are measured with a tolerance of $\pm 11\%$.
- 2) **Operating/Forward current:** IF is measured with an internal reproducibility of $\pm 7\%$ (acc. to GUM with a coverage factor of $k = 3$).
- 3) **Reverse Operation:** This product is intended to be operated applying a forward current within the specified range. Applying any reverse bias shall be avoided.
- 4) **Wavelength:** λ_{peak} is measured with an internal reproducibility of $\pm 0.3\text{ nm}$ (acc. to GUM with a coverage factor of $k = 3$).
- 5) **Operating/Forward voltage:** VF is measured with an internal reproducibility of $\pm 0.05\text{ V}$ (acc. to GUM with a coverage factor of $k = 3$).
- 6) **Forward Voltage:** The forward voltages are measured with a tolerance of $\pm 0.1\text{ V}$.
- 7) **Typical Values:** Due to the special conditions of the manufacturing processes of semiconductor devices, the typical data or calculated correlations of technical parameters can only reflect statistical figures. These do not necessarily correspond to the actual parameters of each single product, which could differ from the typical data and calculated correlations or the typical characteristic line. If requested, e.g. because of technical improvements, these typ. data will be changed without any further notice.
- 8) **Tolerance of Measure:** Unless otherwise noted in drawing, tolerances are specified with ± 0.1 and dimensions are specified in mm.

Revision History

| Version | Date | Change |
|---------|------------|--|
| 0.5 | 2020-12-22 | Ordering Information Maximum Ratings Characteristics |
| 0.6 | 2023-03-01 | New Layout Applications Discontinued |

Preliminary datasheet version Discontinued



EU RoHS and China RoHS compliant product

此产品符合欧盟 RoHS 指令的要求；
按照中国的相关法规和标准，
不含有毒有害物质或元素。

Published by ams-OSRAM AG

Tobelbader Strasse 30, 8141 Premstaetten, Austria

Phone +43 3136 500-0



ams-osram.com

© All rights reserved



Looking for pricing, stock, or lifecycle information?

Click below to explore more details on WIN SOURCE:

-  [View PLT5 450B on WIN SOURCE](#)
-  [OSRAM Opto Semiconductors Inc. Information](#)

Optimize Your Supply Chain with WIN SOURCE Solutions

-  Global Sourcing Solution
-  Obsolete Management
-  Cost Control Management
-  Shortage Management
-  Alternative Solution
-  Excess Inventory Management