



**THE DATASHEET OF
MEM2012D301R**



3-terminal Filters(SMD) For Signal Line

Conformity to RoHS Directive

MEM Series MEM2012D Type

This chip type EMC filter eliminates the noise component from a communication line. This noise component can be eliminated by inserting this products in series with the communication line. In comparison to earlier multilayer chip EMC filters, signal waveform distortion is low after the signal has passed through the filter. Therefore this filter can be used for high speed pulse signal circuits and wide band analog RGB circuits.

FEATURES

- Small size (L2×W1.25×T0.85mm).
- Steep attenuation characteristic.
- Low distortion of signal after passing through filter.
- SMD product that can use taped packaging for automatic mounting.
- Capable of reflow soldering.

TEMPERATURE RANGES

Operating/Storage	-40 to +85°C
-------------------	--------------

APPLICATIONS

Single line noise elimination for PCs, CRTs, LC display panels, printers, game machines, DVD equipment, etc.

PRODUCT IDENTIFICATION

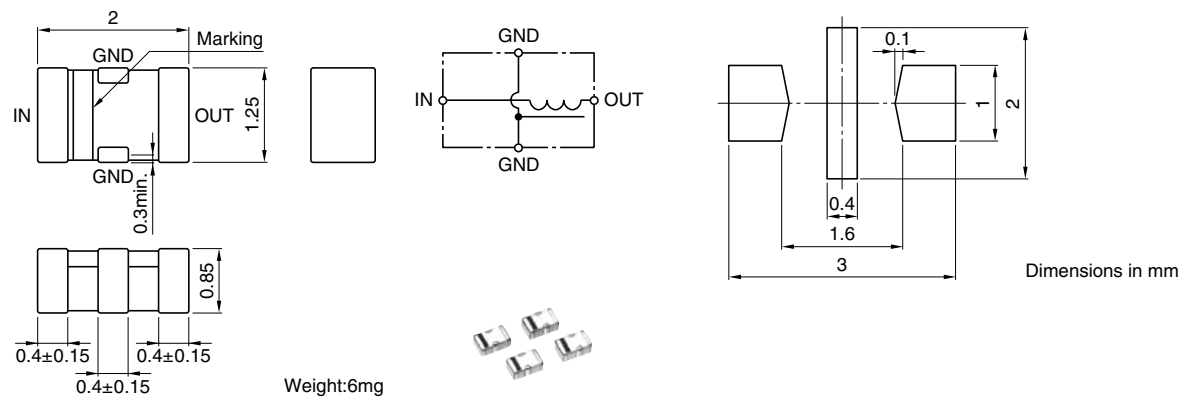
MEM	2012	D	201R	X
(1)	(2)	(3)	(4)	(5)

- (1) Series name
- (2) Dimensions LxW
- (3) Material code
- (4) Cutoff frequency 201R:200MHz
- (5) TDK internal code

PACKAGING STYLE AND QUANTITIES

Packaging style	Quantity
Taping	4000 pieces / reel

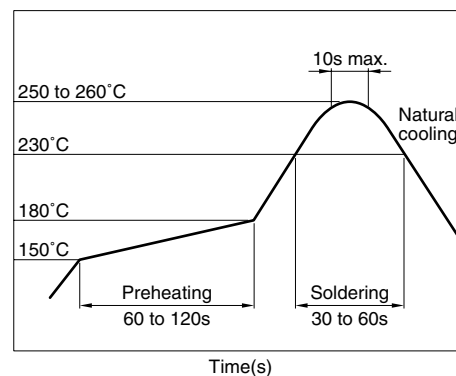
SHAPES AND DIMENSIONS/CURCUIT DIAGRAM/RECOMMENDED PC BOARD PATTERN



ELECTRICAL CHARACTERISTICS

Part No.	Rated voltage Edc (V)	Rated current Idc (mA)	Cutoff frequency (MHz)typ.	Attenuation (GHz)typ. [20dB min.]
MEM2012D201R	25	200	200	0.8 to 2
MEM2012D301R	25	200	300	0.9 to 2
MEM2012D401R	25	200	400	1 to 2
MEM2012D501R	25	200	500	1.1 to 2

RECOMMENDED SOLDERING CONDITION REFLOW SOLDERING

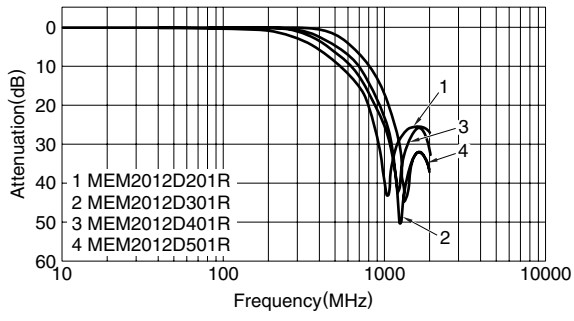


• Conformity to RoHS Directive: This means that, in conformity with EU Directive 2002/95/EC, lead, cadmium, mercury, hexavalent chromium, and specific bromine-based flame retardants, PBB and PBDE, have not been used, except for exempted applications.

• Please contact our Sales office when your application are considered the following:
The device's failure or malfunction may directly endanger human life (e.g. application for automobile/aircraft/medical/nuclear power devices, etc.)

• All specifications are subject to change without notice.

TYPICAL ELECTRICAL CHARACTERISTICS ATTENUATION vs. FREQUENCY CHARACTERISTICS



Looking for pricing, stock, or lifecycle information?

Click below to explore more details on WIN SOURCE:

- ⊖ [View MEM2012D301R on WIN SOURCE](#)
- ⊖ [TDK Corporation Information](#)

Optimize Your Supply Chain with WIN SOURCE Solutions

- ✓ Global Sourcing Solution
- ✓ Obsolete Management
- ✓ Cost Control Management
- ✓ Shortage Management
- ✓ Alternative Solution
- ✓ Excess Inventory Management