



## Features

- Small Size and Low Profile
- Industry Standard SOIC-8 SMT Plastic Package
- Excellent Amplitude and Phase Balance
- Superior Repeatability
- Typical Insertion Loss 0.4 dB
- Typical Isolation 20 dB
- 1 Watt Power Handling
- Frequency Coverage for GPS and LEO Programs
- Lead-Free SOIC-8 Package
- 100% Matte Tin Plating over Copper
- Halogen-Free “Green” Mold Compound
- 260°C Reflow Compatible
- RoHS\* Compliant Version of DS52-0004

## Description

M/A-COM’s MAPDCC0003 is an IC-based monolithic power divider in a low cost SOIC-8 plastic package. This 2-way power divider is ideally suited for applications where small size, low insertion loss, superior phase/amplitude tracking and low cost are required. Typical applications include base station switching networks and other communication applications where size and PCB real estate are a premium. Available in tape and reel.

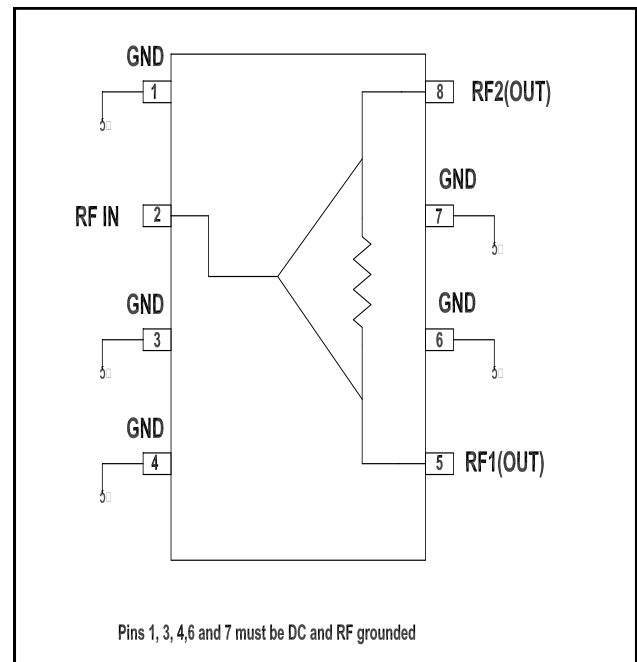
The MAPDCC0003 is fabricated using a passive-integrated circuit process. The process features full -chip passivation for increased performance and reliability.

## Ordering Information

Part Number	Package
MAPDCC0003	Bulk Packaging
MAPDCC0003-TR	1000 Piece Reel
MAPDCC0003-TB	Sample Test Board

Note: Reference Application Note M513 for reel size information.

## Functional Diagram



## Pin Configuration

Pin No.	Function
1	GND
2	RF-IN
3	GND
4	GND
5	RF-1 (out)
6	GND
7	GND
8	RF-2 (out)

\* Restrictions on Hazardous Substances, European Union Directive 2002/95/EC.

## Electrical Specifications<sup>1</sup>: T<sub>A</sub> = +25°C

Parameter	Units	Min	Typ	Max
Insertion Loss	Above 3.0dB	—	0.4	0.6
Isolation		15	20	—
VSWR	Input RL	—	1.3:1	1.5:1
VSWR	Output RL	—	1.4:1	1.6:1
Amplitude Balance		—	0.1	0.2
Phase Balance		—	1.0	3.0

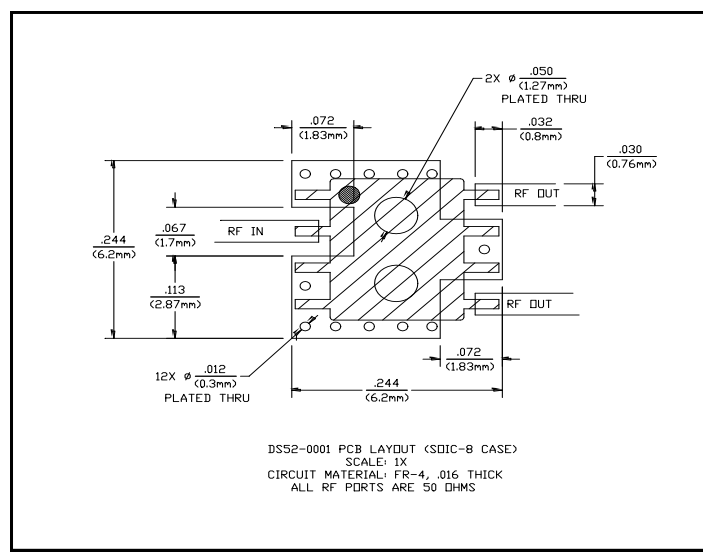
1. All specifications apply with a 50-Ohm source and load impedance.

## Absolute Maximum Ratings<sup>2,3</sup>

Parameter	Absolute Maximum
Input Power <sup>4</sup>	1 W CW
Operating Temperature	-40°C to +85°C
Storage Temperature	-65°C to +150°C

- Exceeding any one or combination of these limits may cause permanent damage to this device.
- M/A-COM does not recommend sustained operation near these survivability limits.
- With Internal load dissipation of 0.125 W maximum.

## Recommended PCB Configuration



## Handling Procedures

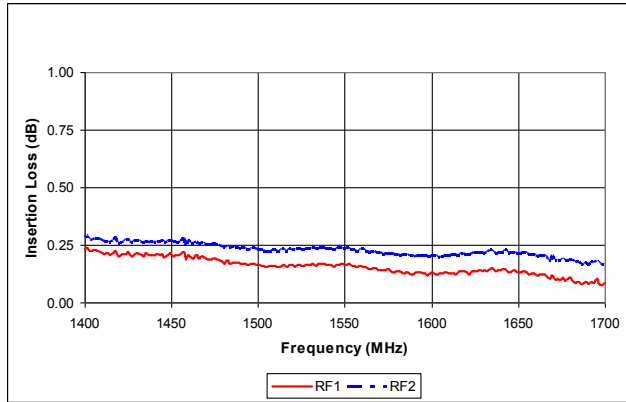
Please observe the following precautions to avoid damage:

## Static Sensitivity

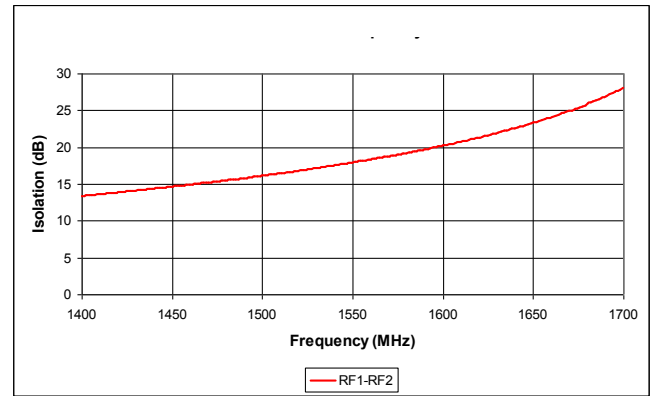
GMIC Circuits are sensitive to electrostatic discharge (ESD) and can be damaged by static electricity. Proper ESD control techniques should be used when handling these devices.

## Typical Performance @ 25°C

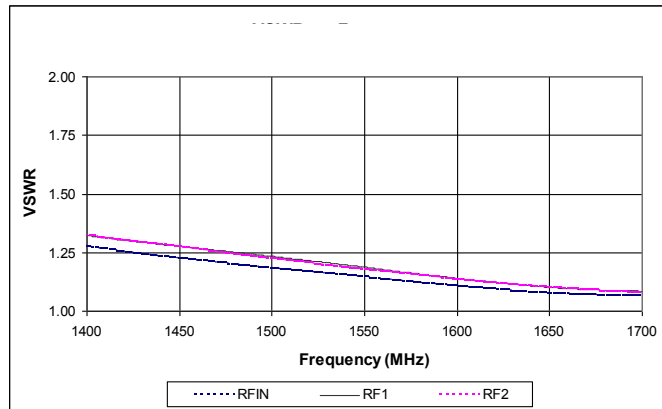
**Insertion Loss vs. Frequency**



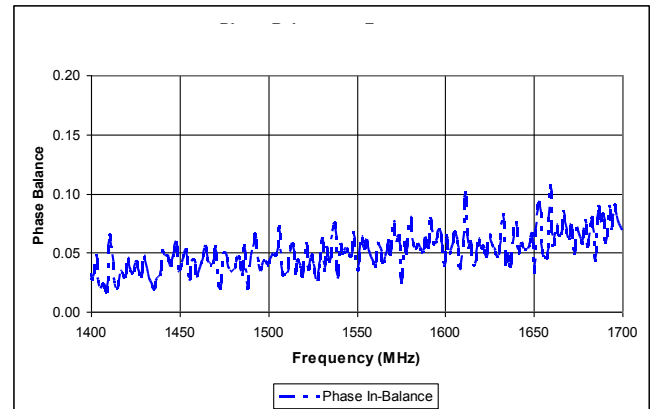
**Isolation vs. Frequency**



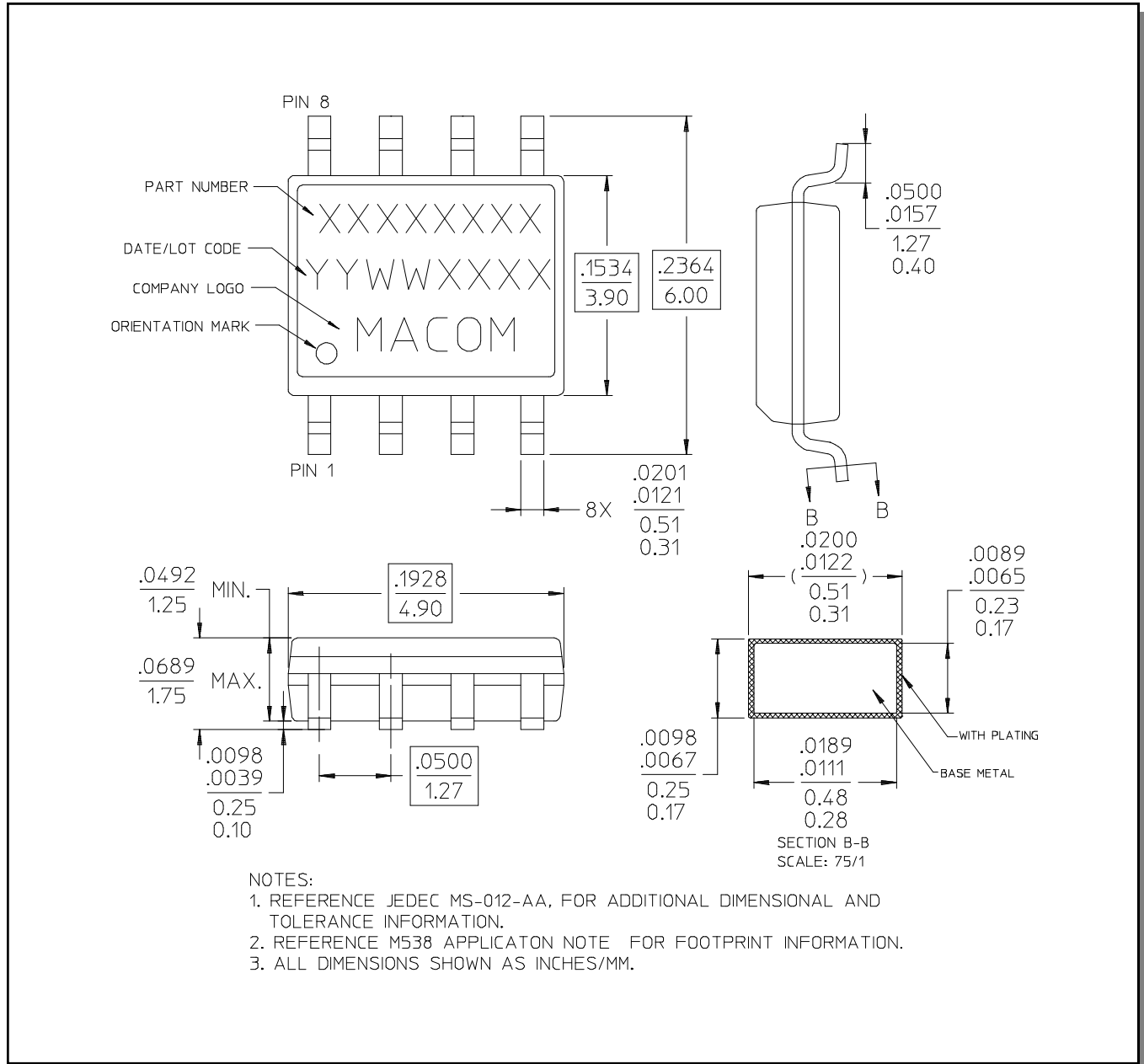
**VSWR vs. Frequency**



**Phase Balance vs. Frequency**



**Lead-Free, SOIC-8<sup>†</sup>**



<sup>†</sup> Reference Application Note M538 for lead-free solder reflow recommendations.

M/A-COM Technology Solutions Inc. All rights reserved.

Information in this document is provided in connection with M/A-COM Technology Solutions Inc ("MACOM") products. These materials are provided by MACOM as a service to its customers and may be used for informational purposes only. Except as provided in MACOM's Terms and Conditions of Sale for such products or in any separate agreement related to this document, MACOM assumes no liability whatsoever. MACOM assumes no responsibility for errors or omissions in these materials. MACOM may make changes to specifications and product descriptions at any time, without notice. MACOM makes no commitment to update the information and shall have no responsibility whatsoever for conflicts or incompatibilities arising from future changes to its specifications and product descriptions. No license, express or implied, by estoppel or otherwise, to any intellectual property rights is granted by this document.

THESE MATERIALS ARE PROVIDED "AS IS" WITHOUT WARRANTY OF ANY KIND, EITHER EXPRESS OR IMPLIED, RELATING TO SALE AND/OR USE OF MACOM PRODUCTS INCLUDING LIABILITY OR WARRANTIES RELATING TO FITNESS FOR A PARTICULAR PURPOSE, CONSEQUENTIAL OR INCIDENTAL DAMAGES, MERCHANTABILITY, OR INFRINGEMENT OF ANY PATENT, COPYRIGHT OR OTHER INTELLECTUAL PROPERTY RIGHT. MACOM FURTHER DOES NOT WARRANT THE ACCURACY OR COMPLETENESS OF THE INFORMATION, TEXT, GRAPHICS OR OTHER ITEMS CONTAINED WITHIN THESE MATERIALS. MACOM SHALL NOT BE LIABLE FOR ANY SPECIAL, INDIRECT, INCIDENTAL, OR CONSEQUENTIAL DAMAGES, INCLUDING WITHOUT LIMITATION, LOST REVENUES OR LOST PROFITS, WHICH MAY RESULT FROM THE USE OF THESE MATERIALS.

MACOM products are not intended for use in medical, lifesaving or life sustaining applications. MACOM customers using or selling MACOM products for use in such applications do so at their own risk and agree to fully indemnify MACOM for any damages resulting from such improper use or sale.

5

---

M/A-COM Technology Solutions Inc. (MACOM) and its affiliates reserve the right to make changes to the product(s) or information contained herein without notice.  
Visit [www.macom.com](http://www.macom.com) for additional data sheets and product information.

## Looking for pricing, stock, or lifecycle information?

Click below to explore more details on WIN SOURCE:

- ⊖ [View MAPDCC0003TR on WIN SOURCE](#)
- ⊖ [M/A-Com Technology Solutions Information](#)

## Optimize Your Supply Chain with WIN SOURCE Solutions

- ✓ Global Sourcing Solution
- ✓ Obsolete Management
- ✓ Cost Control Management
- ✓ Shortage Management
- ✓ Alternative Solution
- ✓ Excess Inventory Management