



**THE DATASHEET OF
MTSW-204-13-L-T-1040**



MODIFIED .025" SQ POST HEADERS

(2.54 mm) .100" PITCH • MTSW/HMTSW SERIES



MTSW/HMTSW

Board Mates:

SSW, SSQ, ESW,
ESQ, BCS, BSW
CES, SLW, HLE, SSM

Cable Mates:

IDSD, IDSS

SPECIFICATIONS

Insulator Material:

MTSW: Black Glass
Filled Polyester
HMTSW: Natural Liquid
Crystal Polymer

Terminal Material:

Phosphor Bronze

Plating:

Au or Sn over
50 μ" (1.27 μm) Ni

Operating Temp Range:

-55 °C to +125 °C with Gold
-55 °C to +105 °C with Tin



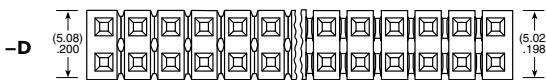
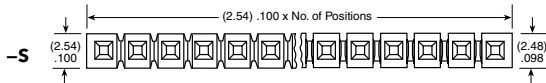
PROCESSING

Lead-Free Solderable:

MTSW: No, Lead Wave Only
HMTSW: Yes

| SERIES | PIN CENTERS | NO. PINS PER ROW | LEAD STYLE |
|---|---|--|--|
| MTSW = Modified Strip | -1 = (2.54 mm) .100" Pitch (All positions filled) | 01 thru 50 = .100" (2.54 mm) Center Version | Specify LEAD STYLE from chart |
| HMTSW = Hi-Temp Modified Strip | -2 = (5.08 mm) .200" Pitch (Every other position filled) | 02 thru 25 = .200" (5.08 mm) Center Version | |

| LEAD STYLE | OAL |
|------------|---------------|
| -05 | (8.51) .335 |
| -06 | (7.62) .300 |
| -07 | (10.92) .430 |
| -08 | (13.46) .530 |
| -09 | (18.54) .730 |
| -10 | (21.08) .830 |
| -11 | (23.62) .930 |
| -12 | (26.16) 1.030 |
| -13 | (31.24) 1.230 |
| -21 | (36.32) 1.430 |
| -22 | (16.00) .630 |
| -23 | (11.30) .445 |
| -24 | (12.19) .480 |
| -27 | (33.78) 1.330 |
| -28 | (28.70) 1.130 |



MTSW

HMTSW

Straight Pin Versions: A=OAL-C- (2.54) .100"

| FOR "A" = (2.29) .090 | | |
|-----------------------|---------------|--------------------------|
| LEAD STYLE | OAL | C MAXIMUM STRAIGHT |
| -05 | (8.51) .335 | (5.97) .235 |
| -06 | (7.62) .300 | (2.79) .110 |
| -07 | (10.92) .430 | (6.10) .240 |
| -08 | (13.46) .530 | (8.64) .340 |
| -09 | (18.54) .730 | (13.72) .540 |
| -10 | (21.08) .830 | (16.26) .640 |
| -11 | (23.62) .930 | (18.80) .740 |
| -12 | (26.16) 1.030 | (21.34) .840 |
| -13 | (31.24) 1.230 | (26.42) 1.040 |
| -21 | (36.32) 1.430 | (31.50) 1.240 |
| -22 | (16.00) .630 | (11.18) .440 |
| -23 | (11.30) .445 | (6.48) .255 |
| -24 | (12.19) .480 | (7.37) .290 |
| -27 | (33.78) 1.330 | (28.96) 1.140 |
| -28 | (28.70) 1.130 | (23.88) .940 |

Note:

These Series are
non-standard, non-returnable.



PLATING OPTION

- F**
= Gold flash on post,
Matte Tin on tail
- L**
= 10 μ" (0.25 μm)
Gold on post,
Matte Tin on tail
- G**
= 10 μ" (0.25 μm)
Gold on post,
Gold flash on balance
- T**
= Matte Tin

ROW OPTION

- S**
= Single Row
- D**
= Double Row
- T**
= Triple Row
- Q**
= Double Row
.200" (5.08 mm)
row space

POST HEIGHT

"XXXX"
= "C" Dimension
(Specify post height in
INCHES
.005" (0.13 mm) increments)

OTHER OPTION

- RA or -RE**
= Right-angle
(HMTSW -S & -D =
36 positions maximum)
- LL**
= Locking Lead
(not available with -RE, not available
in single row 1 or 2 positions)
(Available on tails from (2.29 mm) .090"
to (10.16 mm) .400" only)
- LA**
= -RA option with -LL Option
(Maximum "C" = (13.46 mm) .530")

POLARIZED OPTION

"XXX"
= Polarized
(Specify 'XXX' as position number)



MTSW

HMTSW

| -RX OPTION | D |
|------------|-------------|
| -RA | (1.52) .060 |
| -RE | (4.06) .160 |

| FOR "E" = (2.29) .090 MIN FOR -RA & -RE | | | |
|---|---------------|--------------------|--------------------|
| LEAD STYLE | OAL | C MAXIMUM with/-RA | C MAXIMUM with/-RE |
| -05 | (8.51) .335 | Not Available | Not Available |
| -06 | (7.62) .300 | Not Available | Not Available |
| -07 | (10.92) .430 | (3.30) .130 | Not Available |
| -08 | (13.46) .530 | (5.84) .230 | (3.30) .130 |
| -09 | (18.54) .730 | (10.92) .430 | (8.38) .330 |
| -10 | (21.08) .830 | (13.46) .530 | (10.92) .430 |
| -11 | (23.62) .930 | (16.00) .630 | (13.46) .530 |
| -12 | (26.16) 1.030 | (18.54) .730 | (16.00) .630 |
| *-13 | (31.24) 1.230 | (23.62) .930 | (21.08) .830 |
| *-21 | (36.32) 1.430 | (28.70) 1.130 | (26.16) 1.030 |
| -22 | (16.00) .630 | (8.38) .330 | (5.84) .230 |
| *-23 | (11.30) .445 | (3.68) .145 | Not Available |
| *-24 | (12.19) .480 | (4.57) .180 | |
| *-27 | (23.78) 1.330 | (26.16) 1.030 | (23.62) .930 |
| *-28 | (28.70) 1.130 | (21.08) .830 | (18.54) .730 |



* Styles -21, -23, -24, -27 not available with -D Right-angle
Styles -13, -21, -23, -24, -27, -28 not available with -T or -Q Right-angle

Right-Angle Versions (- RA Options): E=OAL-C- (5.33) .210"

Right-Angle Versions (-RE Options) Single Row Only: E=OAL-C- (7.87) .310"

Looking for pricing, stock, or lifecycle information?

Click below to explore more details on WIN SOURCE:

-  [View MTSW-204-13-L-T-1040 on WIN SOURCE](#)
-  [Samtec Inc. Information](#)

Optimize Your Supply Chain with WIN SOURCE Solutions

-  Global Sourcing Solution
-  Obsolete Management
-  Cost Control Management
-  Shortage Management
-  Alternative Solution
-  Excess Inventory Management