



**THE DATASHEET OF  
HDWM-08-61-L-D-803**



DO NOT SCALE FROM THIS PRINT

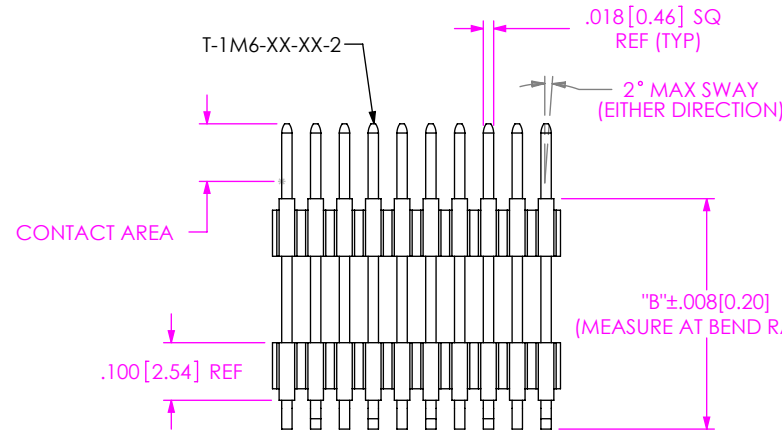
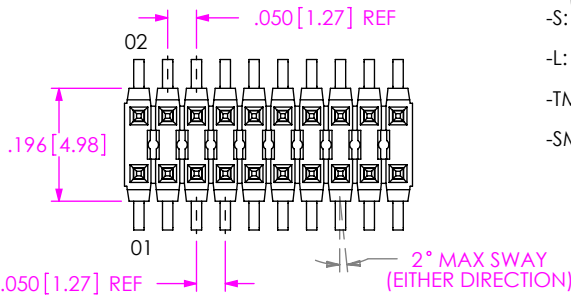
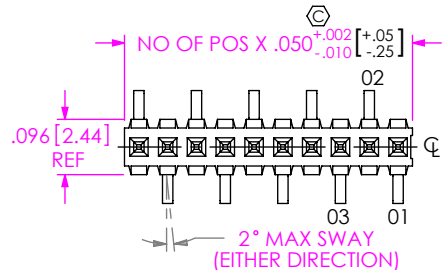


FIG 1  
HDWM-10-57-XX-X-400-SM SHOWN

BODY LENGTH SPEC  
EXPRESSED IN # POS PER ROW  
(-01 THRU -50)

LEAD STYLE  
SEE TABLE 1

PLATING SPECIFICATION

- G: 10μ" GOLD IN CONTACT AREA, 3μ" GOLD ON TAIL
- T: MATTE TIN CONTACT AND TAIL, (ONLY AVAILABLE IN LEAD STYLE -01)
- S: 30μ" SELECTIVE GOLD IN CONTACT AREA, MATTE TIN ON TAIL
- L: 10μ" LIGHT SELECTIVE GOLD IN CONTACT AREA, MATTE TIN ON TAIL
- TM: MATTE TIN CONTACT AND TAIL, (ONLY AVAILABLE IN LEAD STYLE -01)
- SM: 30μ" SELECTIVE GOLD IN CONTACT AREA, MATTE TIN ON TAIL

BODY SPECIFICATION

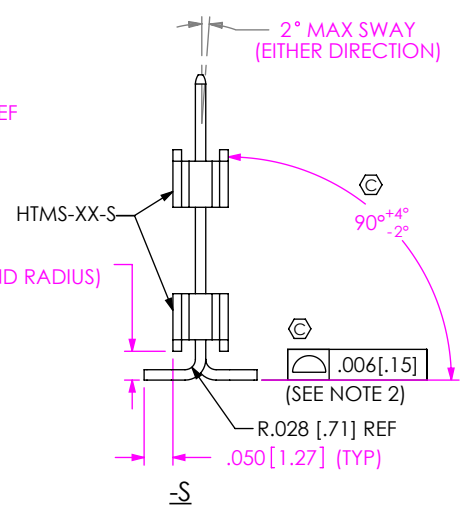
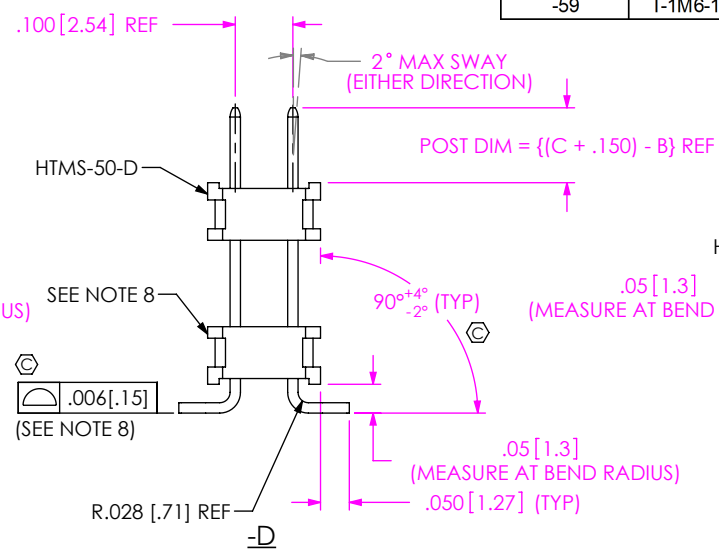
- S: SINGLE (USE HTMS-XX-S)
- D: DOUBLE (USE HTMS-XX-D)

- OPTION
- POLARIZING SPECIFICATION
  - XXX INDICATES POSITION TO BE OMITTED
  - A: STAKED ALIGNMENT PIN (SEE SHT 2, FIG 2) (6 POS MIN, BODY SPEC -D ONLY, USE SM-A8H)
  - LC: STAKED LOCKING CLIP (SEE SHT 2, FIG 3) (5 POS MIN, BODY SPEC -D ONLY, USE LC-05-TM)
  - P: PICK & PLACE PAD (SEE SHT 2, FIG 4) (FOR SINGLE ROW, 9 POSITION MINIMUM REQUIRED) (.100 MIN POST HEIGHT)

OPTION  
-SM: SURFACE MOUNT

BOARD SPACE  
"XXX" = "B"  
(SEE TABLE 1)

TABLE 1			
LEAD STYLE	TERMINAL SPEC	"B"	"C"
-01	T-1M6-14-XX-2	.250 [6.35] - .330 [8.38]	.180 [4.57]
-53	T-1M6-03-XX-2	.250 [6.35] - .385 [9.78]	.235 [5.97]
-54	T-1M6-19-XX-2	.250 [6.35] - .435 [11.05]	.285 [7.24]
-55	T-1M6-05-XX-2	.250 [6.35] - .490 [12.45]	.340 [8.64]
-56	T-1M6-15-XX-2	.250 [6.35] - .505 [12.83]	.355 [9.02]
-57	T-1M6-15-XX-2	.250 [6.35] - .530 [13.46]	.380 [9.65]
-58	T-1M6-16-XX-2	.250 [6.35] - .585 [14.86]	.435 [11.05]
-59	T-1M6-16-XX-2	.250 [6.35] - .615 [15.62]	.465 [11.81]



- NOTES:
1. Ⓢ REPRESENTS A CRITICAL DIMENSION.
  2. MAXIMUM COPLANARITY: .006 [1.5].
  3. MAXIMUM HEIGHT VARIATION BETWEEN ANY TWO POSTS: .010 [25].
  4. MINIMUM PUSHOUT FORCE: 2 LB.
  5. TUBE POSITIONS -07 THRU -50 ONLY; POSITIONS -01 THRU -06 TO BE LAYER PACKAGED.
  6. MAXIMUM CUT FLASH: .010 [25].
  7. MAXIMUM BURR ALLOWANCE: .003 [08] MAX.
  8. USE DWM-50-D WHEN RAN ON BOARD STACKER AUTOMATION, USE HTMS-50-D FOR HAND FILL AND SINGLE BODY AUTOMATION.
  9. NOTE DELETED.
  10. FOR ADDED MECHANICAL STABILITY, SAMTEC RECOMMENDS MECHANICAL BOARD SPACERS BE USED IN APPLICATIONS WITH GOLD OR SELECTIVE GOLD PLATED CONNECTORS. CONTACT IPG@SAMTEC.COM FOR MORE INFORMATION.

<p>UNLESS OTHERWISE SPECIFIED, DIMENSIONS ARE IN INCHES. TOLERANCES ARE:</p> <p>DECIMALS ANGLES</p> <p>.XX: ±.01 [.3]</p> <p>.XXX: ±.005 [.13]</p> <p>.XXXX: ±.0020 [.051]</p>	<p>PROPRIETARY NOTE</p> <p>THIS DOCUMENT CONTAINS CONFIDENTIAL AND PROPRIETARY INFORMATION AND ALL DESIGN, MANUFACTURING, REPRODUCTION, USE, PATENT RIGHTS AND SALES RIGHTS ARE EXPRESSLY RESERVED BY SAMTEC, INC. THIS DOCUMENT SHALL NOT BE DISCLOSED, IN WHOLE OR PART, TO ANY UNAUTHORIZED PERSON OR ENTITY NOR REPRODUCED, TRANSFERRED OR INCORPORATED IN ANY OTHER PROJECT IN ANY MANNER WITHOUT THE EXPRESS WRITTEN CONSENT OF SAMTEC, INC.</p>	<p>520 PARK EAST BLVD, NEW ALBANY, IN 47150 PHONE: 812-944-6733 FAX: 812-948-5047 e-Mail: info@SAMTEC.com code: 53322</p>

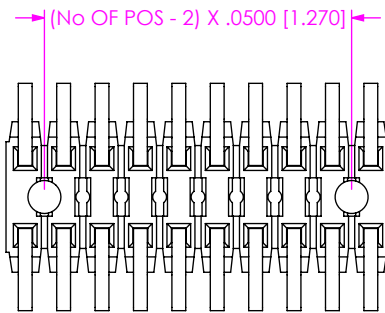
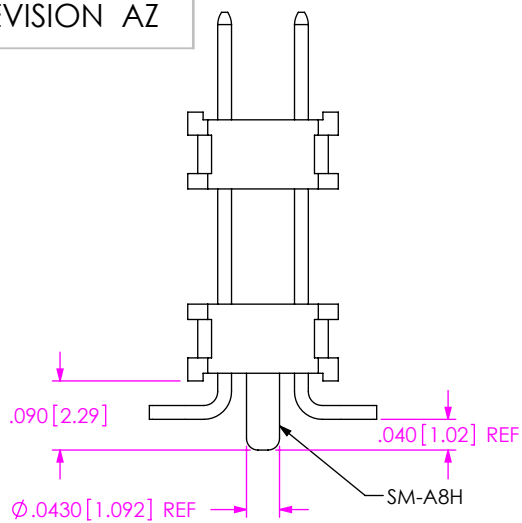


FIG 2

-A OPTION: STAKED ALIGNMENT PIN  
 (6 POSITIONS MINIMUM)  
 [BODY SPEC -D ONLY]  
 HDWM-10-57-XX-X-400-SM-A SHOWN  
 (DIFFERENT AS SHOWN, OTHERWISE SAME AS FIG 1)

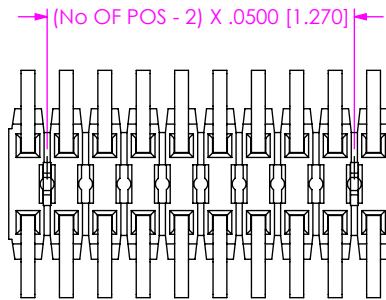
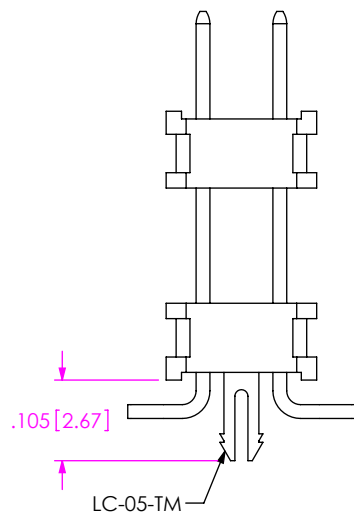
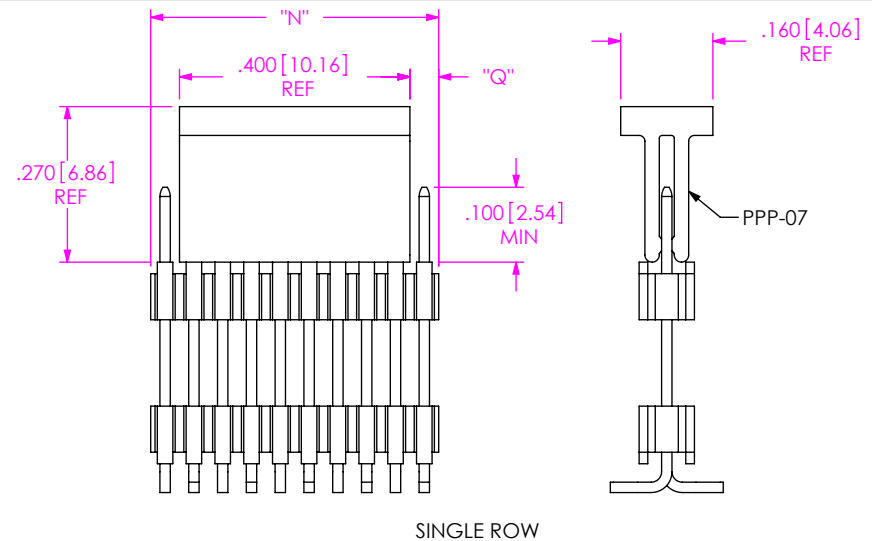
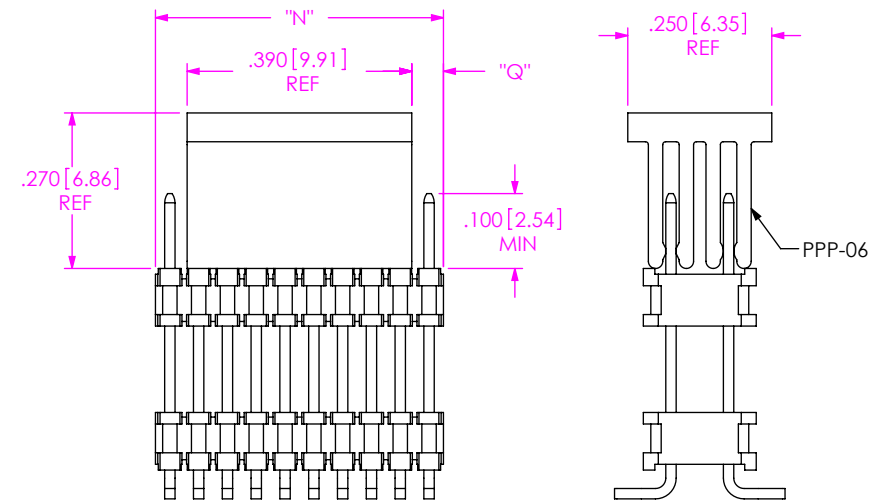


FIG 3

-LC OPTION: STAKED LOCKING CLIP  
 (5 POSITIONS MINIMUM)  
 [BODY SPEC -D ONLY]  
 HDWM-10-57-XX-X-400-SM-LC SHOWN  
 (DIFFERENT AS SHOWN, OTHERWISE SAME AS FIG 1)



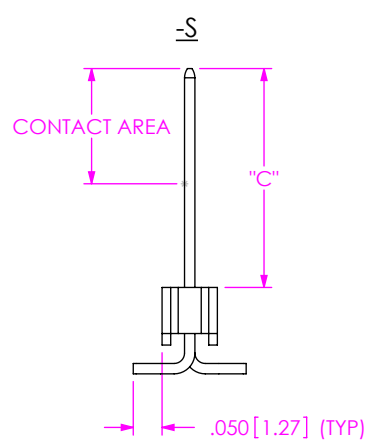
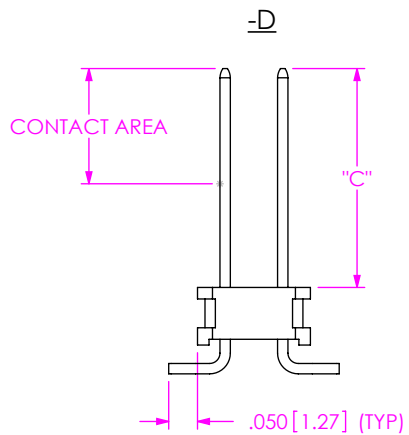
SINGLE ROW



DOUBLE ROW  
 FIG 4

-P OPTION: PICK & PLACE PAD  
 (MIN POST HEIGHT .100 [2.54])  
 "N" = USE MEASURED DIMENSION  
 FOR DOUBLE ROW: "Q" =  $\{ ("N" - .390 [9.91]) / 2 \} \pm .020 [.51]$   
 FOR SINGLE ROW: "Q" =  $\{ ("N" - .400 [10.16]) / 2 \} \pm .020 [.51]$   
 HDWM-10-57-XX-X-400-SM-P SHOWN  
 (DIFFERENT AS SHOWN, OTHERWISE SAME AS FIG 1)

IN-PROCESS



**PROPRIETARY NOTE**  
 THIS DOCUMENT CONTAINS CONFIDENTIAL AND PROPRIETARY INFORMATION AND ALL DESIGN, MANUFACTURING, REPRODUCTION, USE, PATENT RIGHTS AND SALES RIGHTS ARE EXPRESSLY RESERVED BY SAMTEC, INC. THIS DOCUMENT SHALL NOT BE DISCLOSED, IN WHOLE OR PART, TO ANY UNAUTHORIZED PERSON OR ENTITY NOR REPRODUCED, TRANSFERRED OR INCORPORATED IN ANY OTHER PROJECT IN ANY MANNER WITHOUT THE EXPRESS WRITTEN CONSENT OF SAMTEC, INC.

DO NOT SCALE DRAWING

SHEET SCALE: 3:1

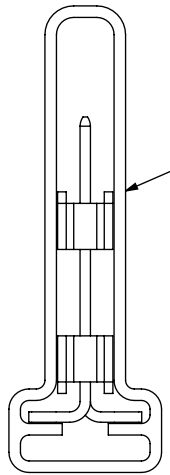


520 PARK EAST BLVD, NEW ALBANY, IN 47150  
 PHONE: 812-944-6733 FAX: 812-948-5047  
 e-Mail: info@SAMTEC.com code: 55322

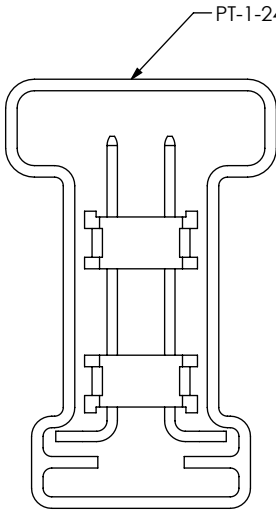
DESCRIPTION:  
 BOARD SPACING SM MICRO STRIPS

DWG. NO.  
 HDWM-XX-XX-XX-X-XXX-SM-XXX

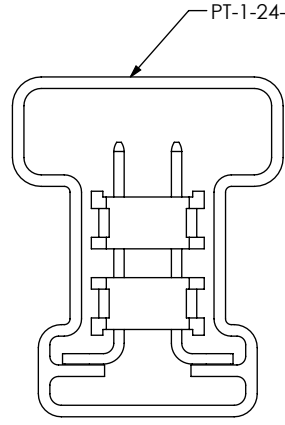
BY: BRYAN T 07/09/1992 SHEET 2 OF 3



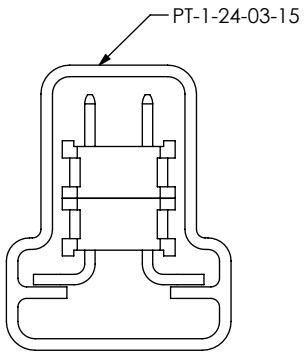
-S: SINGLE  
LEAD STYLES -01, -53, -54,  
-55, -56, -57, -58, -59



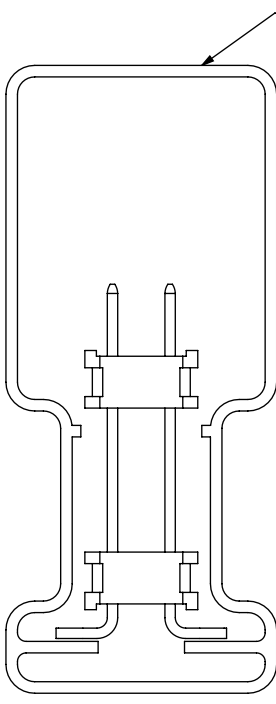
-D: DOUBLE  
LEAD STYLES -54, -55, -56, -57, -58



-53-D-SM: DOUBLE



-01-D-250-SM: DOUBLE



-59-D, -P

TABLE 2 (SEE NOTE 5)		
BODY SPEC	PACKAGING TUBE	PLUG
-S: SINGLE	PT-1-24-01-48	TP-24
-D: DOUBLE	PT-1-24-04-44	TP-03
-53-D-SM: DOUBLE	PT-1-24-02-44	TP-03
-01-D-SM: DOUBLE	PT-1-24-03-15	TP-03
-59-D, -P	PT-1-24-05-44	TP-03

ALL TUBES WORK FOR THE ALIGNMENT PIN OPTION.  
TABLE REFERS ONLY TO POSITIONS -07 THRU -50 AS NOTED BY NOTE 5.

**PROPRIETARY NOTE**  
THIS DOCUMENT CONTAINS CONFIDENTIAL AND PROPRIETARY INFORMATION AND ALL DESIGN, MANUFACTURING, REPRODUCTION, USE, PATENT RIGHTS AND SALES RIGHTS ARE EXPRESSLY RESERVED BY SAMTEC, INC. THIS DOCUMENT SHALL NOT BE DISCLOSED, IN WHOLE OR PART, TO ANY UNAUTHORIZED PERSON OR ENTITY NOR REPRODUCED, TRANSFERRED OR INCORPORATED IN ANY OTHER PROJECT IN ANY MANNER WITHOUT THE EXPRESS WRITTEN CONSENT OF SAMTEC, INC.

DO NOT SCALE DRAWING

SHEET SCALE: 3:1



520 PARK EAST BLVD, NEW ALBANY, IN 47150  
PHONE: 812-944-6733 FAX: 812-948-5047  
e-Mail: info@SAMTEC.com code: 55322



DESCRIPTION: BOARD SPACING SM MICRO STRIPS

DWG. NO. HDWM-XX-XX-XX-X-XXX-SM-XXX

BY: BRYAN T 07/09/1992 SHEET 3 OF 3

## Looking for pricing, stock, or lifecycle information?

Click below to explore more details on WIN SOURCE:

-  [View HDWM-08-61-L-D-803 on WIN SOURCE](#)
-  [Samtec Inc. Information](#)

## Optimize Your Supply Chain with WIN SOURCE Solutions

-  Global Sourcing Solution
-  Obsolete Management
-  Cost Control Management
-  Shortage Management
-  Alternative Solution
-  Excess Inventory Management