

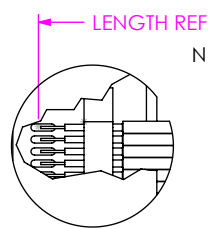


**THE DATASHEET OF
HHSC-120-12.00-SU-SU**



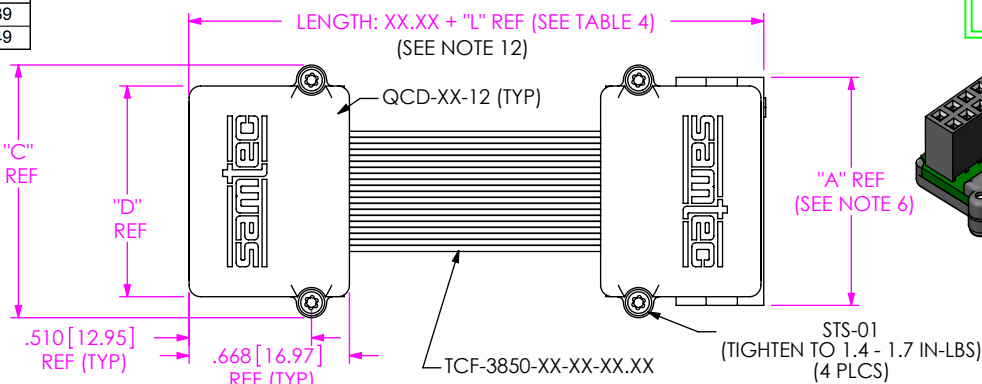
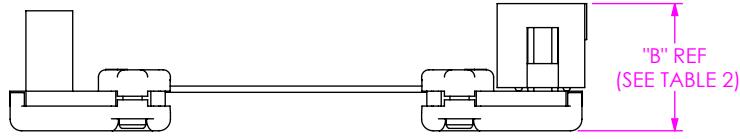
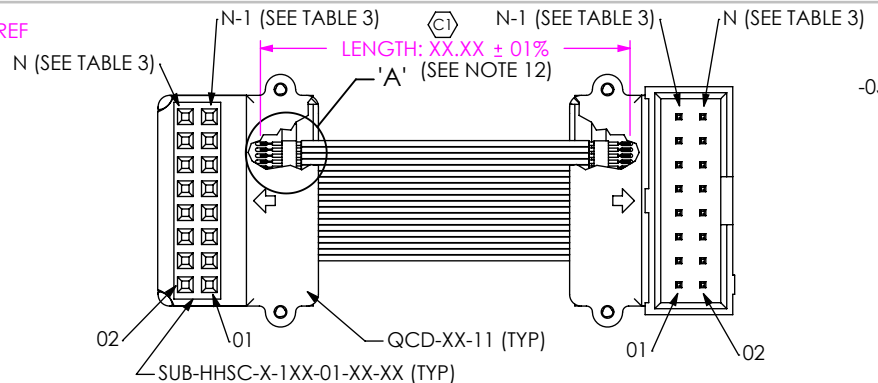
REVISION Q

DO NOT SCALE FROM THIS PRINT



DETAIL 'A'
SCALE 2.5:1

No. OF POS	N	N-1
-05	10	09
-07	14	13
-08	16	15
-10	20	19
-15	30	29
-20	40	39
-25	50	49



END	* "B"
-TX	.530 [13.46]
-SX	.500 [12.70]

* -DV END OPTIONS ONLY

No. OF POSITIONS	SUB-HHSC-X-1XX-01-XX-XX	TCF-3850-XX-XX-XX-XX	QTY OF TCF	QCD-XX-11	QCD-XX-12-XXX	"A"	"C"	"D"
-05	SUB-HHSC-X-105-01-XX-XX	TCF-3850-20-01-XX-XX	1	QCD-01-11	QCD-01-12	.878 [22.30]	1.053 [26.75]	.878 [22.30]
-07	SUB-HHSC-X-107-01-XX-XX	TCF-3850-20-01-XX-XX	1	QCD-01-11	QCD-01-12	.878 [22.30]	1.053 [26.75]	.878 [22.30]
-08	SUB-HHSC-X-108-01-XX-XX	TCF-3850-20-01-XX-XX	1	QCD-01-11	QCD-01-12	.950 [24.13]	1.053 [26.75]	.878 [22.30]
-10	SUB-HHSC-X-110-01-XX-XX	TCF-3850-20-01-XX-XX	1	QCD-01-11	QCD-01-12-EXT	1.150 [29.21]	1.053 [26.75]	.878 [22.30]
-15	SUB-HHSC-X-115-01-XX-XX	TCF-3850-30-01-XX-XX	1	QCD-15-11	QCD-15-12	1.701 [43.21]	1.876 [47.65]	1.701 [43.21]
-20	SUB-HHSC-X-120-01-XX-XX	TCF-3850-20-01-XX-XX	2	QCD-20-11	QCD-20-12	2.201 [55.91]	2.376 [60.35]	2.201 [55.91]
-25	SUB-HHSC-X-125-01-XX-XX	TCF-3850-25-01-XX-XX	2	QCD-25-11	QCD-25-12	2.701 [68.61]	2.876 [73.05]	2.701 [68.61]

END TO END	"L"
DV (-TX) TO DV (-TX)	.87 [22.00]
DV (-TX) TO DV (-SX)	.86 [21.74]
DV (-SX) TO DV (-SX)	.85 [21.49]
DV (-TX) TO EM (-TE)	1.06 [26.87]
DV (-SX) TO EM (-TE)	1.05 [26.62]
DV (-TX) TO EM (-SE)	1.04 [26.49]
DV (-SX) TO EM (-SE)	1.03 [26.24]
EM (-TE) TO EM (-TE)	1.25 [31.75]
EM (-TE) TO EM (-SE)	1.24 [31.37]
EM (-SE) TO EM (-SE)	1.22 [30.99]

NOTES:

- Ⓢ REPRESENTS A CRITICAL DIMENSION.
- SUB-TCF LENGTH IS EQUAL TO HHSC LENGTH.
- ALL ASSEMBLIES TO BE 100% ELECTRICALLY TESTED FOR SHORTS AND OPENS.
- ALL ASSEMBLIES TO BE 100% HI-POT TESTED AT 300V.
- PACKAGE ASSEMBLIES IN STATIC DISSIPATION BAGS.
- FOR -TX END OPTIONS, THIS DIMENSION APPLIES TO THE QCD SHROUD ON POSITIONS -05, -07, -15, -20, & -25, BUT TO HTSS SHROUD ON POSITIONS -08 & -10.
- THIS DIMENSION APPLIES TO -TE END OPTION ONLY.
- HDRL-11 IS TO BE CENTERED ON TCF AS SHOWN; HDRL-11 IS TO CONTAIN:
LINE 1 - PART NUMBER "HHSC-1XX-XX.XX-XX-XX"
LINE 2 - SHOP ORDER NUMBER "XXXXXX"
LINE 3 - DATE CODE "XXXXXX"
- CABLE LENGTHS LONGER THAN 40.00 INCHES ARE NOT SUPPORTED BY S.J. TEST DATA.
- ALL POSITIONS ARE TRANSMITTED AS SIGNALS ACROSS COAX CENTER CONDUCTORS.
- REFER TO PREP-SPEC DOCUMENT FOR CABLE PREP DIMENSIONS. ASSEMBLY USES STANDARD PCB PREP.
- FOR CABLE LENGTHS LESS THAN 5 INCHES, CABLE LENGTH AND OVERALL LENGTH TOLERANCE IS ±0.05 INCHES. FOR CABLE LENGTHS GREATER THAN 5 INCHES, USE ±1% FOR BOTH

HHSC-1XX-XX.XX-XX-XX

No OF POSITIONS
-05, -07, -08, -10, -15, -20, -25
(PER ROW)
(FOR DOUBLE VERTICAL:
SEE FIG. 1 & 2)
(FOR EDGE MOUNT:
SEE FIG. 3, SHEET 3)

LENGTH
-XX.XX (INCHES)
(1.72 [43.71] MIN)
(SEE NOTE 2)
(SEE NOTE 9)

SECOND END
-TU: TERMINAL UP
-TD: TERMINAL DOWN
-SU: SOCKET UP
-SD: SOCKET DOWN
(SEE TABLE 1, & SHEET 2)

-TE: TERMINAL (EDGE MOUNT)
-SE: SOCKET (EDGE MOUNT)
(SEE TABLE 5 & SHEET 3)

FIRST END
-TU: TERMINAL UP
-TD: TERMINAL DOWN
-SU: SOCKET UP
-SD: SOCKET DOWN
(SEE TABLE 1, & SHEET 2)

-TE: TERMINAL (EDGE MOUNT)
-SE: SOCKET (EDGE MOUNT)
(SEE TABLE 5 & SHEET 3)

PROHIBITED THIS PRODUCT MANUFACTURED WITH LEAD-FREE PROCESSING

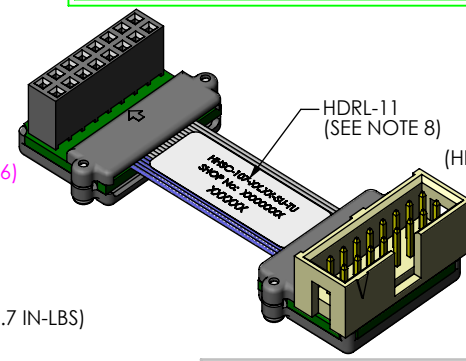


FIG. 1
DOUBLE VERTICAL
(HHSC-108-XX.XX-SU-TU SHOWN)

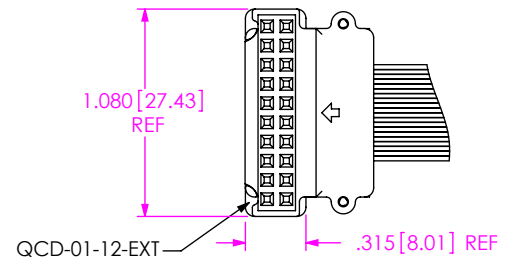


FIG. 2
DOUBLE VERTICAL (-10 POSITION)
(HHSC-10-XX.XX-SU-XX SHOWN)
(SAME AS FIG. 1, UNLESS OTHERWISE STATED)

UNLESS OTHERWISE SPECIFIED, DIMENSIONS ARE IN INCHES.
TOLERANCES ARE:
DECIMALS ANGLES
.XX: ±.01 [.3]
.XXX: ±.005 [.13]
.XXXX: ±.0020 [.051]

PROPRIETARY NOTE
THIS DOCUMENT CONTAINS INFORMATION CONFIDENTIAL AND PROPRIETARY TO SAMTEC, INC. AND SHALL NOT BE REPRODUCED OR TRANSFERRED TO OTHER DOCUMENTS OR DISCLOSED TO OTHERS OR USED FOR ANY PURPOSE OTHER THAN THAT WHICH IT WAS OBTAINED WITHOUT THE EXPRESSED WRITTEN CONSENT OF SAMTEC, INC.

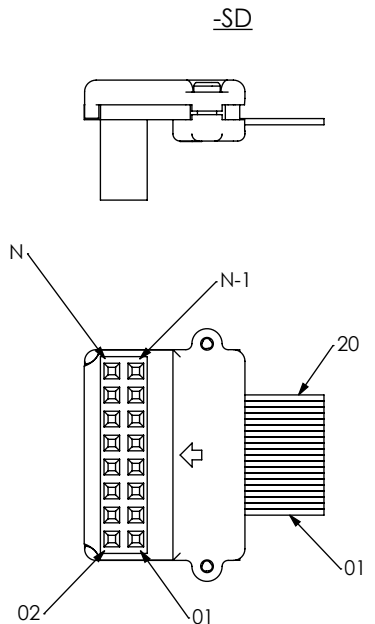
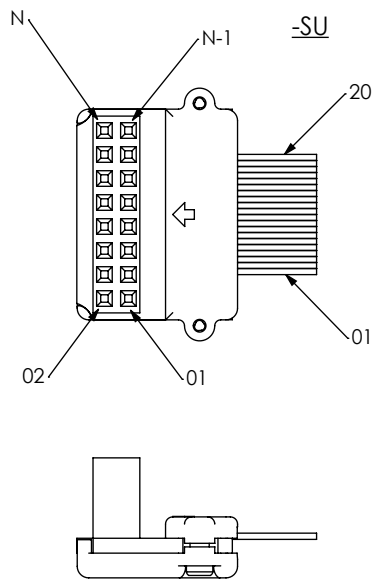
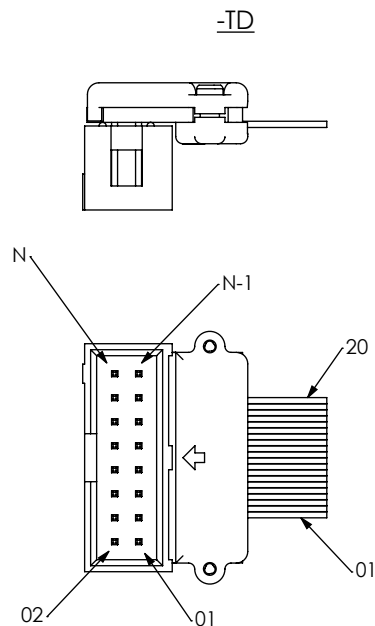
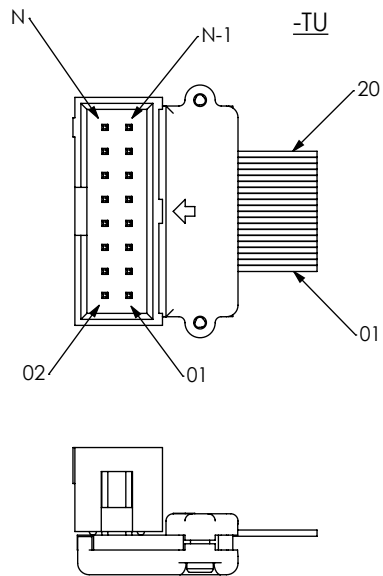
MATERIAL: DO NOT SCALE DRAWING SHEET SCALE: 1:25:1
INSULATOR:
CONTACT OR TERMINAL:
PLATING:
-S GOLD: 30μ" CONTACT
MAX FLASH ALLOWED: .002
MAX GATE VESTIGE: .002

samtec
520 PARK EAST BLVD, NEW ALBANY, IN 47150
PHONE: 812-944-6733 FAX: 812-948-5047
e-Mail: info@SAMTEC.com code: 53322

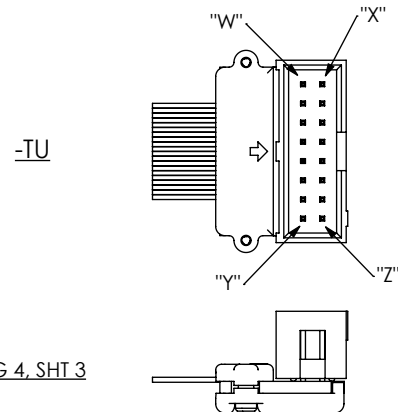
DESCRIPTION:
.100 [2.54] COAX CABLE ASSEMBLY

DWG. NO. HHSC-1XX-XX.XX-XX-XX

BY: BRATCHER 07/18/2003 SHEET 1 OF 4

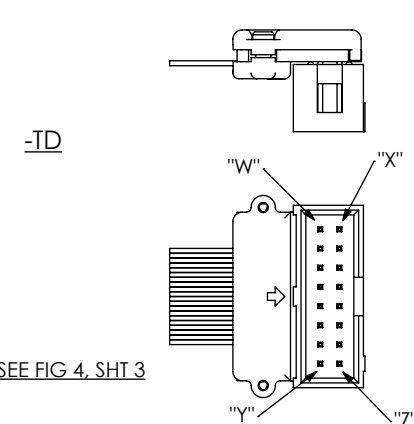


F:\DWG\MISC\MKTG\HHSC-1XX-XX-XX-XX-MKT.SLDDRW



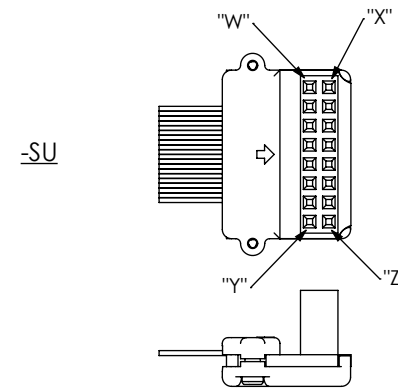
SEE FIG 4, SHT 3

FIRST END	"W"	"X"	"Y"	"Z"
-TU, -SU, -TE, -SE	N-1	N	01	02
-TD, -SD	01	02	N-1	N

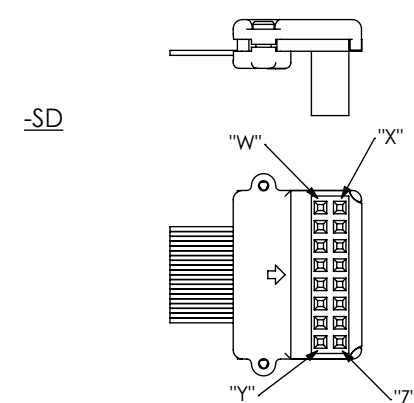


SEE FIG 4, SHT 3

FIRST END	"W"	"X"	"Y"	"Z"
-TU, -SU, -TE, -SE	01	02	N-1	N
-TD, -SD	N-1	N	01	02



FIRST END	"W"	"X"	"Y"	"Z"
-TU, -SU, -TE, -SE	N-1	N	01	02
-TD, -SD	01	02	N-1	N



FIRST END	"W"	"X"	"Y"	"Z"
-TU, -SU, -TE, -SE	01	02	N-1	N
-TD, -SD	N-1	N	01	02

PROPRIETARY NOTE

THIS DOCUMENT CONTAINS INFORMATION CONFIDENTIAL AND PROPRIETARY TO SAMTEC, INC. AND SHALL NOT BE REPRODUCED OR TRANSFERRED TO OTHER DOCUMENTS OR DISCLOSED TO OTHERS OR USED FOR ANY PURPOSE OTHER THAN THAT WHICH IT WAS OBTAINED WITHOUT THE EXPRESSED WRITTEN CONSENT OF SAMTEC, INC.

DO NOT SCALE DRAWING

SHEET SCALE: 1:25:1



520 PARK EAST BLVD, NEW ALBANY, IN 47150
 PHONE: 812-944-6733 FAX: 812-948-5047
 e-Mail: info@SAMTEC.com code: 53322

DESCRIPTION: .100[2.54] COAX CABLE ASSEMBLY

DWG. NO. HHSC-1XX-XX.XX-XX-XX

BY: BRATCHER 07/18/2003 SHEET 2 OF 4

REVISION Q

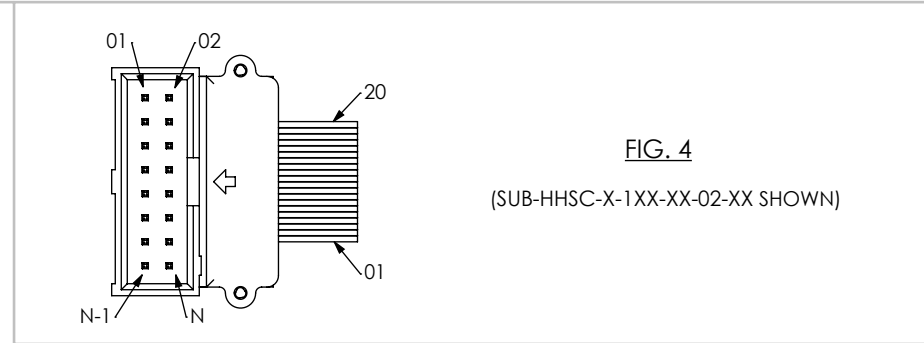
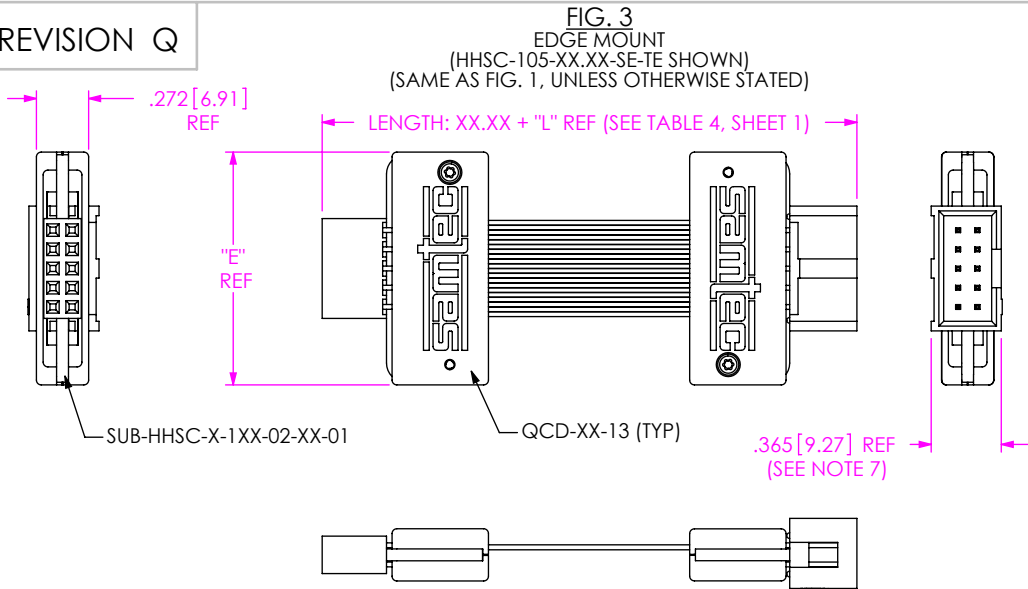
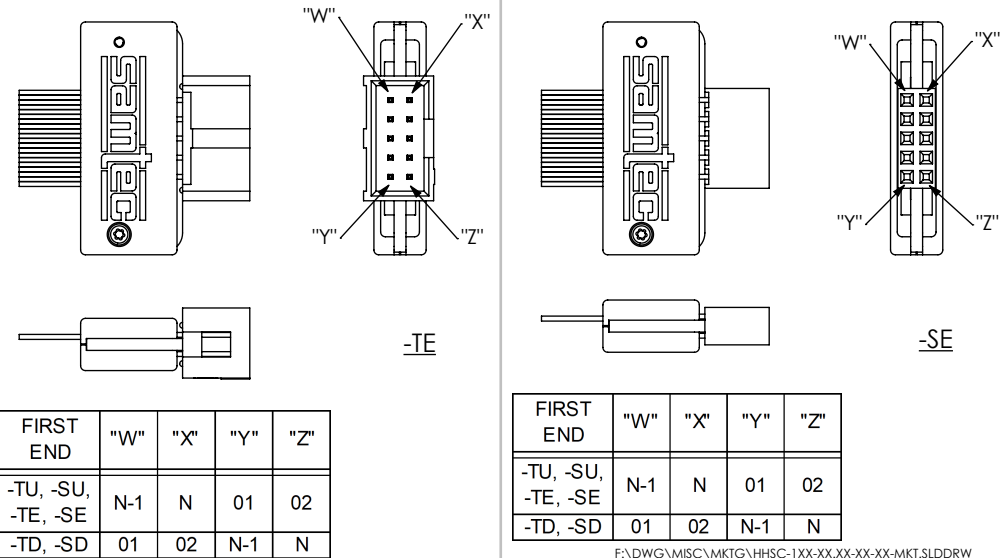
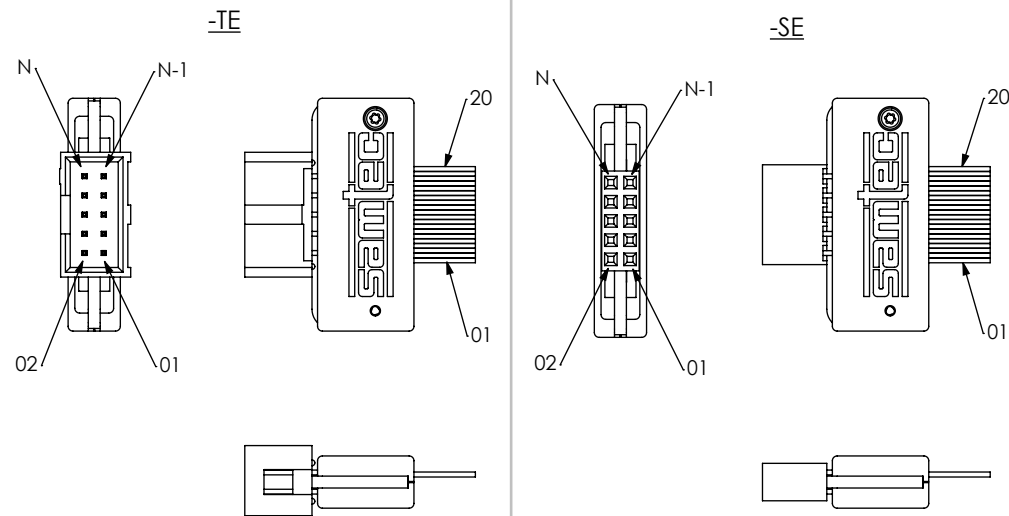


TABLE 5

No. OF POSITIONS	SUB-HHSC-X-1XX-02-XX-01	QCD-XX-13	"E"
-05	SUB-HHSC-X-105-02-XX-01	QCD-01-13	1.213 [30.81]
-07	SUB-HHSC-X-107-02-XX-01	QCD-01-13	1.213 [30.81]
-08	SUB-HHSC-X-108-02-XX-01	QCD-01-13	1.213 [30.81]
-10	SUB-HHSC-X-110-02-XX-01	QCD-01-13	1.213 [30.81]
-15	SUB-HHSC-X-115-02-XX-01	QCD-15-13	1.713 [43.51]
-20	SUB-HHSC-X-120-02-XX-01	QCD-20-13	2.213 [56.21]
-25	SUB-HHSC-X-125-02-XX-01	QCD-25-13	2.713 [68.91]

FIRST END - EDGE MOUNT (SEE TABLE 6, SHEET 4 FOR -05, -07, -08, -10 POSITIONS)(SEE TABLE 7 FOR -15, -20, -25 POSITIONS)

SECOND END - EDGE MOUNT (SEE TABLE 6, SHEET 4 FOR -05, -07, -08, -10 POSITIONS)(SEE TABLE 7 FOR -15, -20, -25 POSITIONS)



F:\DWG\MISC\MKTG\HHSC-1XX-XX.XX-XX-MKT.SLDDRW

PROPRIETARY NOTE
THIS DOCUMENT CONTAINS INFORMATION CONFIDENTIAL AND PROPRIETARY TO SAMTEC, INC. AND SHALL NOT BE REPRODUCED OR TRANSFERRED TO OTHER DOCUMENTS OR DISCLOSED TO OTHERS OR USED FOR ANY PURPOSE OTHER THAN THAT WHICH IT WAS OBTAINED WITHOUT THE EXPRESSED WRITTEN CONSENT OF SAMTEC, INC.

samtec
520 PARK EAST BLVD, NEW ALBANY, IN 47150
PHONE: 812-944-6733 FAX: 812-948-5047
e-Mail: info@SAMTEC.com code: 55322

DO NOT SCALE DRAWING

SHEET SCALE: 1:1

DESCRIPTION: .100[2.54] COAX CABLE ASSEMBLY

DWG. NO. HHSC-1XX-XX.XX-XX-XX

BY: BRATCHER 07/18/2003 SHEET 3 OF 4

TABLE 6 (FOR -05, -07, -08, & -10 POSITIONS ONLY)

FIRST END OPTION	FIRST END SUB-HHSC-X-1XX-XX-01-XX	SECOND END OPTION (SUB-HHSC-X-1XX-XX-XX-XX)					
		-TU	-TD	-SU	-SD	-TE	-SE
-TU	-T-1XX-01-01-01	-T-1XX-01-02-01	-T-1XX-01-01-01	-S-1XX-01-02-01	-S-1XX-01-01-01	-T-1XX-02-02-01	-S-1XX-02-02-01
-TD	-T-1XX-01-01-01	-T-1XX-01-01-01	-T-1XX-01-02-01	-S-1XX-01-01-01	-S-1XX-01-02-01	-T-1XX-02-01-01	-S-1XX-02-01-01
-SU	-S-1XX-01-01-01	-T-1XX-01-02-01	-T-1XX-01-01-01	-S-1XX-01-02-01	-S-1XX-01-01-01	-T-1XX-02-02-01	-S-1XX-02-02-01
-SD	-S-1XX-01-01-01	-T-1XX-01-01-01	-T-1XX-01-02-01	-S-1XX-01-01-01	-S-1XX-01-02-01	-T-1XX-02-01-01	-S-1XX-02-01-01
-TE	-T-1XX-02-01-01	-T-1XX-01-02-01	-T-1XX-01-01-01	-S-1XX-01-02-01	-S-1XX-01-01-01	-T-1XX-02-02-01	-S-1XX-02-02-01
-SE	-S-1XX-02-01-01	-T-1XX-01-02-01	-T-1XX-01-01-01	-S-1XX-01-02-01	-S-1XX-01-01-01	-T-1XX-02-02-01	-S-1XX-02-02-01

TABLE 7 (FOR -15, -20, & -25 POSITIONS ONLY)

FIRST END OPTION	FIRST END SUB-HHSC-X-1XX-XX-01-XX	SECOND END OPTION (SUB-HHSC-X-1XX-XX-XX-XX)					
		-TU	-TD	-SU	-SD	-TE	-SE
-TU	-T-1XX-01-01-01	-T-1XX-01-01-02	-T-1XX-01-01-01	-S-1XX-01-01-02	-S-1XX-01-01-01	-T-1XX-02-01-02	-S-1XX-02-01-02
-TD	-T-1XX-01-01-01	-T-1XX-01-01-01	-T-1XX-01-01-02	-S-1XX-01-01-01	-S-1XX-01-01-02	-T-1XX-02-01-01	-S-1XX-02-01-01
-SU	-S-1XX-01-01-01	-T-1XX-01-01-02	-T-1XX-01-01-01	-S-1XX-01-01-02	-S-1XX-01-01-01	-T-1XX-02-01-02	-S-1XX-02-01-02
-SD	-S-1XX-01-01-01	-T-1XX-01-01-01	-T-1XX-01-01-02	-S-1XX-01-01-01	-S-1XX-01-01-02	-T-1XX-02-01-01	-S-1XX-02-01-01
-TE	-T-1XX-02-01-01	-T-1XX-01-01-02	-T-1XX-01-01-01	-S-1XX-01-01-02	-S-1XX-01-01-01	-T-1XX-02-01-02	-S-1XX-02-01-02
-SE	-S-1XX-02-01-01	-T-1XX-01-01-01	-T-1XX-01-01-01	-S-1XX-01-01-02	-S-1XX-01-01-01	-T-1XX-02-01-02	-S-1XX-02-01-02

PROPRIETARY NOTE

THIS DOCUMENT CONTAINS INFORMATION CONFIDENTIAL AND PROPRIETARY TO SAMTEC, INC. AND SHALL NOT BE REPRODUCED OR TRANSFERRED TO OTHER DOCUMENTS OR DISCLOSED TO OTHERS OR USED FOR ANY PURPOSE OTHER THAN THAT WHICH IT WAS OBTAINED WITHOUT THE EXPRESSED WRITTEN CONSENT OF SAMTEC, INC.

DO NOT SCALE DRAWING

SHEET SCALE: 1:1



520 PARK EAST BLVD, NEW ALBANY, IN 47150
 PHONE: 812-944-6733 FAX: 812-948-5047
 e-Mail: info@SAMTEC.com code: 55322



DESCRIPTION: .100[2.54] COAX CABLE ASSEMBLY

DWG. NO. HHSC-1XX-XX.XX-XX-XX

BY: BRATCHER 07/18/2003 SHEET 4 OF 4

Looking for pricing, stock, or lifecycle information?

Click below to explore more details on WIN SOURCE:

-  [View HHSC-120-12.00-SU-SU on WIN SOURCE](#)
-  [Samtec Inc. Information](#)

Optimize Your Supply Chain with WIN SOURCE Solutions

-  Global Sourcing Solution
-  Obsolete Management
-  Cost Control Management
-  Shortage Management
-  Alternative Solution
-  Excess Inventory Management