



**THE DATASHEET OF
0900BL15C050E**



High Frequency Ceramic Solutions

Sub-GHz Balun, 800MHz - 1GHz, 1:1 Impedance Ratio, EIA 0805

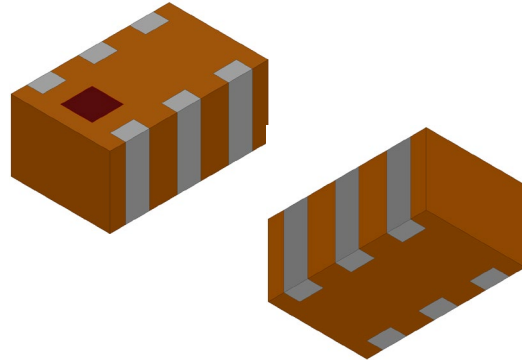
P/N 0900BL15C050

Detail Specification: 8/30/2021

Page 1 of 4

General Specifications

Part Number	0900BL15C050
Frequency (MHz)	800 - 1000
Unbalanced Impedance	50 Ω
Balanced Impedance	50 Ω
Insertion Loss (dB)	1.2 max.
Return Loss (dB)	9.5 min.
Phase Difference (°)	180 \pm 10
Amplitude Difference (dB)	2.0 max.
Power Capacity (W)	2 max. (CW)
Reel Quantity	4,000 pcs
Operating Temperature	-40 to +85°C
Recommended Solder Paste	SAC 305 Type



Recommended Storage Conditions of unused product on T&R*

+5 to +35°C
Humidity 45~75% RH
18 months in vacuum sealed bag
1 week after opening

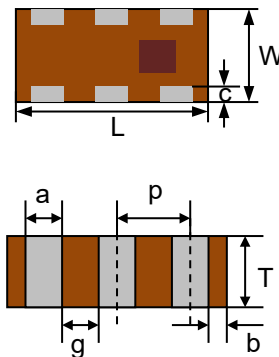
*This component has silver leads. Please keep unused parts in vacuum sealed bag. See <https://www.johansontechnology.com/silverleads-profile>

Part Number Explanation

P/N Suffix	Packing Style	Bulk	Suffix = S	E.g. 0900BL15C050S
		T & R	Suffix = E	E.g. 0900BL15C050E
	Termination Style	AgPt	Suffix = None	E.g. 0900BL15C050 (E or S)
	Evaluation Board	0900BL15C050-EB1SMA (3 female SMA connectors)		

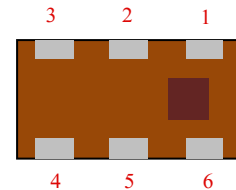
Mechanical Dimensions

	In	mm
L	0.079 \pm 0.004	2.00 \pm 0.10
W	0.049 \pm 0.004	1.25 \pm 0.10
T	0.028 \pm 0.004	0.70 \pm 0.10
a	0.012 \pm 0.004	0.30 \pm 0.10
b	0.008 \pm 0.004	0.20 \pm 0.10
c	0.012 +0.004/-0.008	0.30 +0.1/-0.2
g	0.014 \pm 0.004	0.35 \pm 0.10
p	0.026 \pm 0.002	0.65 \pm 0.05



Terminal Configuration

1	Unbalanced Port
2	GND or DC feed + RF GND
3	Balanced Port
4	Balanced Port
5	GND
6	NC



Johanson Technology, Inc. reserves the right to make design changes without notice.
All sales are subject to Johanson Technology, Inc. terms and conditions.



<https://www.johansontechnology.com>

4001 Calle Tecate • Camarillo, CA 93012, USA • TEL +1.805.389.1166

Ver 2.1

2021 Johanson Technology, Inc. All Rights Reserved

High Frequency Ceramic Solutions

Sub-GHz Balun, 800MHz - 1GHz, 1:1 Impedance Ratio, EIA 0805

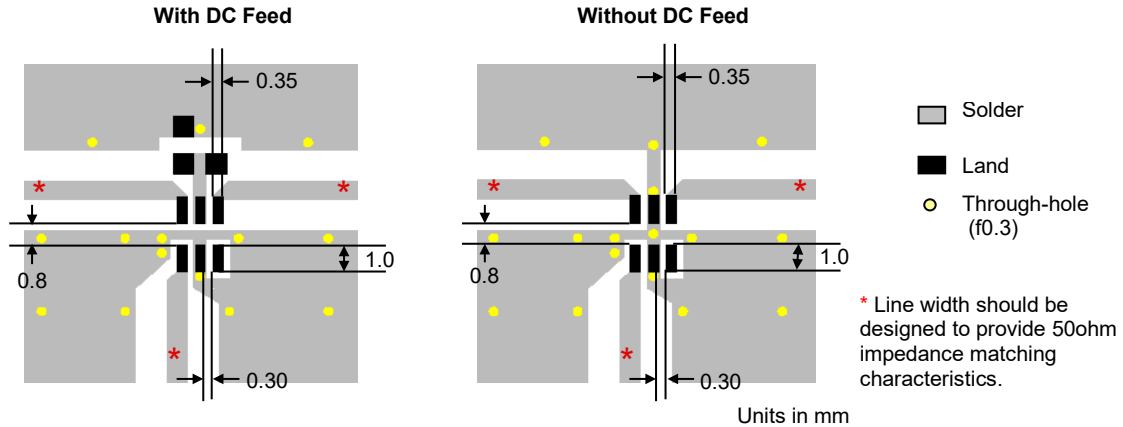
P/N 0900BL15C050

Detail Specification: 8/30/2021

Page 2 of 4

Mounting Considerations

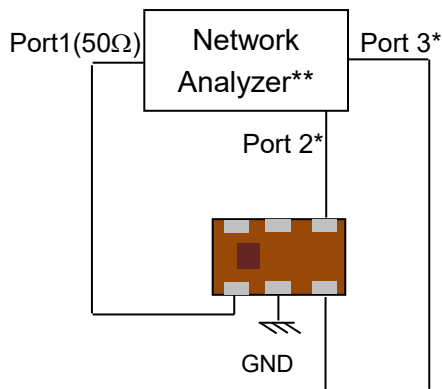
Mount these devices with colored mark facing up.



Need our help laying this out for you? Need the layout file?

Send us a message at: <https://www.johansontechnology.com/ask-a-question>

Measuring Diagram



Port 1: Unbalanced Port
Ports 2 and 3: Balanced Port

$IL = S_{ds21}$

$RL = S_{ss11}$

$Amp_balance = dB(S(2,1)/S(3,1))$

$Phase_balance = Phase(S(2,1)/S(3,1))$

*Impedance for ports 2 and 3 = Balanced Impedance/2

**E5071B from Agilent

Johanson Technology, Inc. reserves the right to make design changes without notice.

All sales are subject to Johanson Technology, Inc. terms and conditions.



<https://www.johansontechnology.com>

4001 Calle Tecate • Camarillo, CA 93012, USA • TEL +1.805.389.1166

Ver 2.1

2021 Johanson Technology, Inc. All Rights Reserved

High Frequency Ceramic Solutions

Sub-GHz Balun, 800MHz - 1GHz, 1:1 Impedance Ratio, EIA 0805

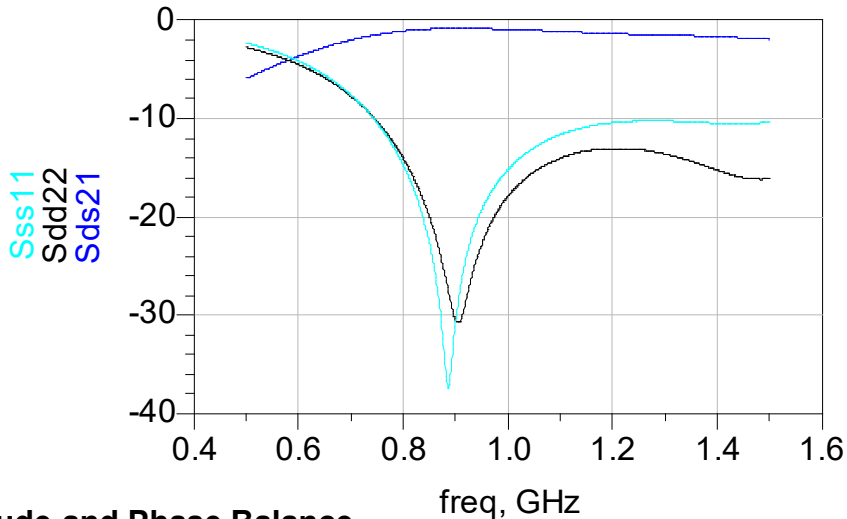
P/N 0900BL15C050

Detail Specification: 8/30/2021

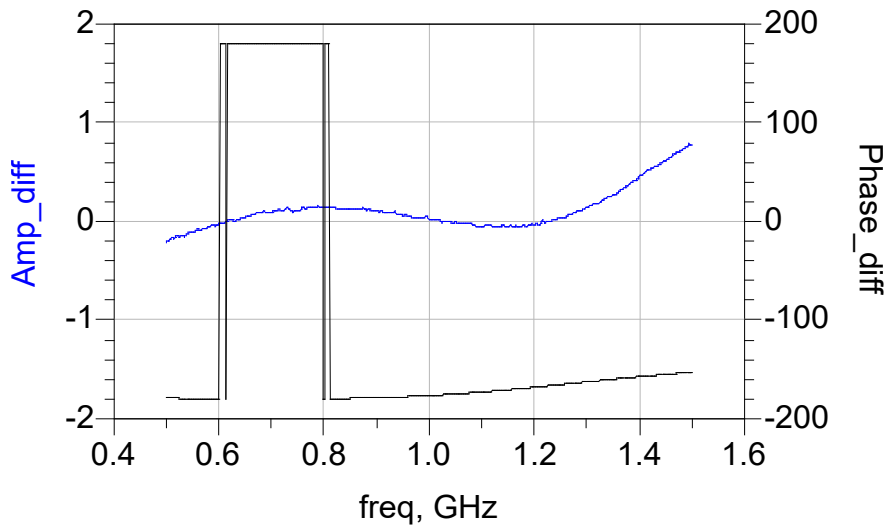
Page 3 of 4

Typical Electrical Characteristics (T=25°C)

Insertion and Return Loss



Amplitude and Phase Balance



Would you like the s-parameter files? Please contact us at: <https://www.johansontechnology.com/ask-a-question>

Johanson Technology, Inc. reserves the right to make design changes without notice.
All sales are subject to Johanson Technology, Inc. terms and conditions.



<https://www.johansontechnology.com>

4001 Calle Tecate • Camarillo, CA 93012, USA • TEL +1.805.389.1166

Ver 2.1

2021 Johanson Technology, Inc. All Rights Reserved

High Frequency Ceramic Solutions

Sub-GHz Balun, 800MHz - 1GHz, 1:1 Impedance Ratio, EIA 0805

P/N 0900BL15C050

Detail Specification: 8/30/2021

Page 4 of 4

More Filter-Balun info at:

<https://www.johansontechnology.com/baluns>

Packaging information

<https://www.johansontechnology.com/tape-reel-packaging>

Soldering Information

<https://www.johansontechnology.com/ipcsoldering-profile>

Silver Leads

<https://www.johansontechnology.com/silverleads-profile>

MSL Info

<https://www.johansontechnology.com/msl-rating>

Recommended Storage Condition and Max Shelf Life

<https://www.johansontechnology.com/recommended-storage-conditions>

RoHS Compliance

<https://www.johansontechnology.com/rohs-compliance>

Layout review services

<https://www.johansontechnology.com/ask-a-question>

Antenna layout review, tuning, and characterization services

<https://www.johansontechnology.com/ipc-antenna-services>

Johanson Technology, Inc. reserves the right to make design changes without notice.

All sales are subject to Johanson Technology, Inc. terms and conditions.



<https://www.johansontechnology.com>

4001 Calle Tecate • Camarillo, CA 93012, USA • TEL +1.805.389.1166

Ver 2.1

2021 Johanson Technology, Inc. All Rights Reserved







Looking for pricing, stock, or lifecycle information?

Click below to explore more details on WIN SOURCE:

 [View 0900BL15C050E on WIN SOURCE](#)

 [Johanson Technology Inc. Information](#)

Optimize Your Supply Chain with WIN SOURCE Solutions

-  Global Sourcing Solution
-  Obsolete Management
-  Cost Control Management
-  Shortage Management
-  Alternative Solution
-  Excess Inventory Management