



**THE DATASHEET OF
FX6A-40P-0.8SV2(92)**






APPLICABLE STANDARD					
RATING	OPERATING TEMPERATURE RANGE	-55 °C TO 85 °C ⁽¹⁾	STORAGE TEMPERATURE RANGE	-10 °C TO 60 °C ⁽²⁾	
	VOLTAGE	100 V AC	OPERATING HUMIDITY RANGE	40 % TO 80 %	
	CURRENT	0.5 A	STORAGE HUMIDITY RANGE	40 % TO 70 % ⁽²⁾	
SPECIFICATIONS					
ITEM	TEST METHOD	REQUIREMENTS	QT	AT	
CONSTRUCTION					
GENERAL EXAMINATION	VISUALLY AND BY MEASURING INSTRUMENT.	ACCORDING TO DRAWING.	×	×	
MARKING	CONFIRMED VISUALLY.		×	×	
ELECTRIC CHARACTERISTICS					
CONTACT RESISTANCE	100 mA (DC OR 1000 Hz).	40 mΩ MAX.	×	-	
CONTACT RESISTANCE MILLIVOLT LEVEL METHOD	20 mV MAX, 1 mA(DC OR 1000Hz)	50 mΩ MAX.	×	-	
INSULATION RESISTANCE	250 V DC	100 MΩ MIN.	×	-	
VOLTAGE PROOF	300 V AC FOR 1 min.	NO FLASHOVER OR BREAKDOWN.	×	-	
MECHANICAL CHARACTERISTICS					
MECHANICAL OPERATION	100 TIMES INSERTIONS AND EXTRACTIONS.	① CONTACT RESISTANCE: 50 mΩ MAX. ② NO DAMAGE, CRACK AND LOOSENESS OF PARTS.	×	-	
VIBRATION	FREQUENCY 10 TO 55 Hz, AMPLITUDE : 1.5 mm, 2 hrs IN 3 DIRECTIONS.	① NO ELECTRICAL DISCONTINUITY OF 1 μs. ② NO DAMAGE, CRACK AND LOOSENESS OF PARTS.	×	-	
SHOCK	490 m/s ² , DURATION OF PULSE 11 ms FOR 3 TIMES IN 3 DIRECTIONS.		×	-	
ENVIRONMENTAL CHARACTERISTICS					
DAMP HEAT (STEADY STATE)	EXPOSED AT 40 ± 2 °C, 90 ~ 95 %, 96 hrs.	① CONTACT RESISTANCE: 50 mΩ MAX. ② INSULATION RESISTANCE: 100 MΩ MIN.	×	-	
RAPID CHANGE OF TEMPERATURE	TEMPERATURE-55 → +15 ~ +35 → +85 → +15 ~ +35 °C TIME 30 → MAX 5 → 30 → MAX 5 min 5 CYCLES.	③ NO DAMAGE, CRACK AND LOOSENESS OF PARTS.	×	-	
CORROSION SALT MIST	EXPOSED IN 5 % SALT WATER SPRAY FOR 48 hrs.	① CONTACT RESISTANCE: 50 mΩ MAX. ② NO HEAVY CORROSION.	×	-	
HYDROGEN SULPHIDE	EXPOSED IN 3 PPM FOR 96 hrs. (TEST STANDARD: JEIDA 38)		×	-	
RESISTANCE TO SOLDERING HEAT	1) REFLOW SOLDERING : 250 °C MAX, : 220 °C MIN, FOR 60 s 2) SOLDERING IRONS : 360 °C, FOR 5 s	NO DEFORMATION OF CASE OF EXCESSIVE LOOSENESS OF THE TERMINALS.	×	-	
SOLDERABILITY	SOLDERED AT SOLDER TEMPERATURE, 240 °C, FOR IMMERSION DURATION, 3 sec.	A NEW UNIFORM COATING OF SOLDER SHALL COVER A MINIMUM OF 95 % OF THE SURFACE BEING IMMersed.	×	-	
	COUNT	DESCRIPTION OF REVISIONS	DESIGNED	CHECKED	DATE
△					
REMARK ⁽¹⁾ TEMPERATURE RISE INCLUDED WHEN ENERGIZED. ⁽²⁾ THIS STORAGE INDICATES A LONG-TERM STORAGE STATE FOR THE UNUSED PRODUCT BEFORE THE BOARD MOUNTED.			APPROVED	HS.OKAWA	06.01.11
			CHECKED	HS.OZAWA	06.01.10
			DESIGNED	TK.YANAGISAWA	06.01.10
Unless otherwise specified, refer to MIL-STD-1344.			DRAWN	TK.YANAGISAWA	06.01.10
Note QT:Qualification Test AT:Assurance Test X:Applicable Test			DRAWING NO.		ELC4-071321-22
HRS	SPECIFICATION SHEET		PART NO.	FX6A-40P-0.8SV2 (92)	
	HIROSE ELECTRIC CO., LTD.		CODE NO.	CL576-0243-2-92	△ 1/1

Looking for pricing, stock, or lifecycle information?

Click below to explore more details on WIN SOURCE:

-  [View FX6A-40P-0.8SV2\(92\) on WIN SOURCE](#)
-  [Hirose Electric Co Ltd Information](#)

Optimize Your Supply Chain with WIN SOURCE Solutions

-  Global Sourcing Solution
-  Obsolete Management
-  Cost Control Management
-  Shortage Management
-  Alternative Solution
-  Excess Inventory Management