

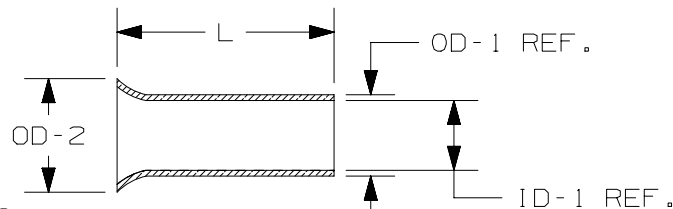


**THE DATASHEET OF
F75-10-M**



PANDUIT PART #	WIRE RANGE		WIRE STRIP LENGTH +1/32 -0 [+0,8 -0]	WIRE CLASS	DIMENSIONS in. [mm]				INSTALLATION TOOLS/DIES	
	AWG	[mm ²]			L	ID-1 (REF.)	OD-1 (REF.)	OD-2		
* F73-5	24	[0,25]	7/32 [5,0]	B, K, M	0.20 [15,0]	0.03 [0,8]	0.04 [1,1]	0.07 [1,7]	CT-1002 CT-1123 #CT-2523CH	
* F73-7			9/32 [7,0]		0.28 [7,0]	0.03 [0,8]	0.04 [1,1]	0.07 [1,7]		
* F74-5	24-22	[0,34]	7/32 [5,0]	B, K, M	0.20 [15,0]	0.04 [0,9]	0.05 [1,2]	0.07 [1,8]		
* F74-7			9/32 [7,0]		0.28 [7,0]	0.04 [0,9]	0.05 [1,2]	0.07 [1,8]		
+ F75-6	22-20	[0,50]	1/4 [6,0]	B, K, M	0.24 [6,0]	0.04 [1,0]	0.05 [1,3]	0.08 [2,1]		CT-1002 CT-1003 CT-1090 ^^CD-090 CT-1123 CT-1160 CT-1170 #CT-2523CH
+ F75-8			5/16 [8,0]		0.31 [8,0]	0.04 [1,0]	0.05 [1,3]	0.08 [2,1]		
+ F75-10			13/32 [10,0]		0.39 [10,0]	0.04 [1,0]	0.05 [1,3]	0.08 [2,1]		
F76-6	18	[0,75]	1/4 [6,0]	B, K, M	0.24 [6,0]	0.05 [1,2]	0.06 [1,5]	0.09 [2,3]		
F76-8			5/16 [8,0]		0.31 [8,0]	0.05 [1,2]	0.06 [1,5]	0.09 [2,3]		
F76-10			13/32 [10,0]		0.39 [10,0]	0.05 [1,2]	0.06 [1,5]	0.09 [2,3]		
F76-12			15/32 [12,0]		0.47 [12,0]	0.05 [1,2]	0.06 [1,5]	0.09 [2,3]		
F77-6	-	[1,00]	1/4 [6,0]	B, K, M	0.24 [6,0]	0.06 [1,4]	0.07 [1,7]	0.10 [2,5]	CT-1002 CT-1003 CT-1090 ^^CD-090 CT-1123 CT-1160 CT-1170 #CT-2523CH	
F77-7			9/32 [7,0]		0.28 [7,0]	0.06 [1,4]	0.07 [1,7]	0.10 [2,5]		
F77-8			5/16 [8,0]		0.31 [8,0]	0.06 [1,4]	0.07 [1,7]	0.10 [2,5]		
F77-10			13/32 [10,0]		0.39 [10,0]	0.06 [1,4]	0.07 [1,7]	0.10 [2,5]		
F77-12			15/32 [12,0]		0.47 [12,0]	0.06 [1,4]	0.07 [1,7]	0.10 [2,5]		
F78-7	16	[1,50]	9/32 [7,0]	B, K, M	0.28 [7,0]	0.07 [1,7]	0.08 [2,0]	0.11 [2,8]		
F78-8			5/16 [8,0]		0.31 [8,0]	0.07 [1,7]	0.08 [2,0]	0.11 [2,8]		
F78-10			13/32 [10,0]		0.39 [10,0]	0.07 [1,7]	0.08 [2,0]	0.11 [2,8]		
F78-12			15/32 [12,0]		0.47 [12,0]	0.07 [1,7]	0.08 [2,0]	0.11 [2,8]		
F78-15			19/32 [15,0]		0.59 [15,0]	0.07 [1,7]	0.08 [2,0]	0.11 [2,8]		
F78-18			23/32 [18,0]		0.71 [18,0]	0.07 [1,7]	0.08 [2,0]	0.11 [2,8]		
F78-20			25/32 [20,0]		0.79 [20,0]	0.07 [1,7]	0.08 [2,0]	0.11 [2,8]		

- * NOT UL LISTED, UL486 SCOPE IS 20 - 1/0 AWG ONLY
- + UL LISTED WITH 20 AWG ONLY
- ++ TOOL/PART COMBINATION IS NOT UL LISTED
- ^ TOOL/PART COMBINATION IS NOT UL LISTED WITH CLASS I WIRE
- ^^ DIES USED WITH CT-2300 TOOL
- # CRIMP HEAD USED WITH CT-2500 TOOL



NOTES:

1. USED FOR:
 - A. UL LISTED WITH STRANDED COPPER WIRE 20 - 1/0 AWG ONLY
 - B. 302°F [150°C] MAX. OPERATING TEMPERATURE
2. MATERIAL:
 - A. STAMPING: COPPER, TIN PLATED
3. SEE www.panduit.com FOR PACKAGE QUANTITIES
4. DIMENSIONS IN BRACKETS ARE METRIC EQUIVALENT
5. FOR TOLERANCING REFER TO DIN 46228 PART 1

PANDUIT PART #	WIRE RANGE		WIRE STRIP LENGTH +1/32 -0 [+0,8 -0]	WIRE CLASS	DIMENSIONS in. [mm]				INSTALLATION TOOLS/DIES
	AWG	[mm ²]			L	ID-1 (REF.)	OD-1 (REF.)	OD-2	
F80-7	14	[2,50]	9/32 [7,0]	G, K, M	0.28 [7,0]	0.09 [2,2]	0.10 [2,5]	0.13 [3,4]	CT-1002 CT-1003 CT-1090 ^^CD-090 CT-1123 CT-1160 CT-1170 #CT-2523CH
F80-8			5/16 [8,0]		0.31 [8,0]	0.09 [2,2]	0.10 [2,5]	0.13 [3,4]	
F80-10			13/32 [10,0]		0.39 [10,0]	0.09 [2,2]	0.10 [2,5]	0.13 [3,4]	
F80-12			15/32 [12,0]		0.47 [12,0]	0.09 [2,2]	0.10 [2,5]	0.13 [3,4]	
F80-15			19/32 [15,0]		0.59 [15,0]	0.09 [2,2]	0.10 [2,5]	0.13 [3,4]	
F80-18			23/32 [18,0]		0.71 [18,0]	0.09 [2,2]	0.10 [2,5]	0.13 [3,4]	
F80-20	25/32 [20,0]	0.79 [20,0]	0.09 [2,2]	0.10 [2,5]	0.13 [3,4]				
F81-9	12	[4,00]	11/32 [8,0]	G, K, M	0.35 [9,0]	0.11 [2,8]	0.13 [3,2]	0.16 [4,0]	
F81-10			13/32 [10,0]		0.39 [10,0]	0.11 [2,8]	0.13 [3,2]	0.16 [4,0]	
F81-12			15/32 [12,0]		0.47 [12,0]	0.11 [2,8]	0.13 [3,2]	0.16 [4,0]	
F81-15			19/32 [15,0]		0.59 [15,0]	0.11 [2,8]	0.13 [3,2]	0.16 [4,0]	
F81-18			23/32 [18,0]		0.71 [18,0]	0.11 [2,8]	0.13 [3,2]	0.16 [4,0]	
F81-20			25/32 [20,0]		0.79 [20,0]	0.11 [2,8]	0.13 [3,2]	0.16 [4,0]	
F82-10	10	[6,00]	13/32 [10,0]	G, I, K, M	0.39 [10,0]	0.14 [3,5]	0.15 [3,9]	0.19 [4,7]	CT-1002 ++CT-1003 CT-1090 ^^CD-090 CT-1123 CT-1160 CT-1170 #CT-2523CH
F82-12			15/32 [12,0]		0.47 [12,0]	0.14 [3,5]	0.15 [3,9]	0.19 [4,7]	
F82-15			19/32 [15,0]		0.59 [15,0]	0.14 [3,5]	0.15 [3,9]	0.19 [4,7]	
F82-18			23/32 [18,0]		0.71 [18,0]	0.14 [3,5]	0.15 [3,9]	0.19 [4,7]	
F82-20			25/32 [20,0]		0.79 [20,0]	0.14 [3,5]	0.15 [3,9]	0.19 [4,7]	
F83-12			8		[10,0]	15/32 [12,0]	G, H, I, K, M	0.47 [12,0]	
F83-15	19/32 [15,0]	0.59 [15,0]		0.18 [4,5]		0.19 [4,9]		0.23 [5,8]	
F83-18	23/32 [18,0]	0.71 [18,0]		0.18 [4,5]		0.19 [4,9]		0.23 [5,8]	
F83-20	25/32 [20,0]	0.79 [20,0]		0.18 [4,5]		0.19 [4,9]		0.23 [5,8]	
F83-25	31/32 [25,0]	0.98 [25,0]		0.18 [4,5]		0.19 [4,9]		0.23 [5,8]	



REV	DATE	BY	CHK	APR	DESCRIPTION	ECN
22	3.16.18	JHNU	BJPU	JADE	REVISED WIRE RANGE FOR F94-40: 400 [203] WAS 500 [240]	A41670
21	8.28.17	JHNU	TMR	RGB	ADDED CD-920 DIES TO F87, F88, F90, F91, F92, F93, F94 FERRULES	A41670

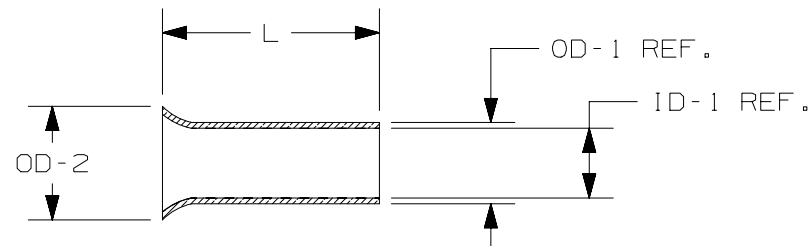
TITLE		FERRULES - BARE, NO SLEEVE SHEET 1 OF 2	
ITEM REVISION NAME		N41670BA/22	
DATASET FILE NAME		N41670BA_DC/22	
UNLESS OTHERWISE SPECIFIED, DIMENSIONAL TOLERANCES ARE: IN [mm]		MATERIAL:	
.X ± .XXX ± .XX ± ANGLES ±		SEE NOTES	
DRAWN BY		DRAWING NUMBER:	
DATE		A41670	
CHK		SHT 1 OF 2	
SCALE		SIZE	
N.T.S.		B	

PANDUIT PART #	WIRE RANGE		WIRE STRIP LENGTH +1/32 -0 [+0,8 -0]	WIRE CLASS	DIMENSIONS in. [mm]				INSTALLATION TOOLS
	AWG	[mm ²]			L	ID-1 (REF.)	OD-1 (REF.)	OD-2	
F84-12	6	[16,0]	15/32 [12,0]	G, H, I, K, M	0.47 [12,0]	0.23 [5,8]	0.24 [6,2]	0.30 [7,5]	++CT-1004 CT-1104 #CT-2504CH
F84-15			19/32 [15,0]		0.59 [15,0]	0.23 [5,8]	0.24 [6,2]	0.30 [7,5]	
F84-18			23/32 [18,0]		0.71 [18,0]	0.23 [5,8]	0.24 [6,2]	0.30 [7,5]	
F84-20			25/32 [20,0]		0.79 [20,0]	0.23 [5,8]	0.24 [6,2]	0.30 [7,5]	
F84-25			31/32 [25,0]		0.98 [25,0]	0.23 [5,8]	0.24 [6,2]	0.30 [7,5]	
F84-32			1-1/4 [32,0]		1.26 [32,0]	0.23 [5,8]	0.24 [6,2]	0.30 [7,5]	
F85-12	4	[25]	15/32 [12,0]	G, H, I, K, M	0.47 [12,0]	0.29 [7,3]	0.30 [7,7]	0.37 [9,5]	CT-1005
F85-15			19/32 [15,0]		0.59 [15,0]	0.29 [7,3]	0.30 [7,7]	0.37 [9,5]	
F85-18			23/32 [18,0]		0.71 [18,0]	0.29 [7,3]	0.30 [7,7]	0.37 [9,5]	
F85-25			31/32 [25,0]		0.98 [25,0]	0.29 [7,3]	0.30 [7,7]	0.37 [9,5]	
F85-32			1 1/4 [32,0]		1.26 [32,0]	0.29 [7,3]	0.30 [7,7]	0.37 [9,5]	
F86-18			2		[35]	23/32 [18,0]	G, H, I, K, M	0.71 [18,0]	
F86-20	25/32 [20,0]	0.79 [20,0]		0.33 [8,3]		0.34 [8,7]		0.43 [11,0]	
F86-25	31/32 [25,0]	0.98 [25,0]		0.33 [8,3]		0.34 [8,7]		0.43 [11,0]	
F86-32	1 1/4 [32,0]	1.26 [32,0]		0.33 [8,3]		0.34 [8,7]		0.43 [11,0]	

* NOT UL LISTED, UL486F SCOPE IS 20 - 1/0 AWG ONLY
 ++ TOOL/PART COMBINATION IS NOT UL LISTED
 ** DIES USED WITH CT-3001 OR CT-3001/E TOOL
 # CRIMP HEAD USED WITH CT-2500 TOOL
 @ DIES USED WITH CT-3001/ST, CT-3001/CCP SERIES TOOLS AND CT-930LPCH CRIMP HEAD AND CT-902HP 5K PUMP
 △ CRIMPS WITH 1 AWG F87-18 FERRULES USING CD-2001-F87 OR CD-920-F87 DIES REQUIRE DOUBLE 180° CRIMP

NOTES:

- USED FOR:
 - UL LISTED WITH STRANDED COPPER WIRE 20 - 1/0 AWG ONLY
 - 302°F [150°C] MAX. OPERATING TEMPERATURE
- MATERIAL:
 - STAMPING: COPPER, TIN PLATED
- SEE www.panduit.com FOR PACKAGE QUANTITIES
- DIMENSIONS IN BRACKETS ARE METRIC EQUIVALENT
- FOR TOLERANCING REFER TO DIN 46228 PART 1





PANDUIT PART #	WIRE RANGE		WIRE STRIP LENGTH +1/32 -0 [+0,8 -0]	WIRE CLASS	DIMENSIONS in. [mm]				INSTALLATION TOOLS/DIES
	AWG	[mm ²]			L	ID-1 (REF.)	OD-1 (REF.)	OD-2	
F87-18	1-1/0	[50]	23/32 [18,0]	G, H, DLO, I, K, M	0.71 [18,0]	0.41 [10,3]	0.43 [10,9]	0.51 [13,0]	CT-1006 **CD-2001-F87 @CD-920-F87
F87-22			7/8 [22,0]		0.87 [22,0]	0.41 [10,3]	0.43 [10,9]	0.51 [13,0]	
F87-25			31/32 [25,0]		0.98 [25,0]	0.41 [10,3]	0.43 [10,9]	0.51 [13,0]	
F87-32			1 1/4 [32,0]		1.26 [32,0]	0.41 [10,3]	0.43 [10,9]	0.51 [13,0]	
* F89-25			2/0		[70]	31/32 [25,0]	H, DLO, I, K, M	0.98 [25,0]	
* F89-32	1 1/4 [32,0]	1.26 [32,0]		0.49 [12,5]		0.52 [13,3]		0.59 [15,0]	
* F90-25	3/0	[95]	31/32 [25,0]	H, DLO, I, K, M	0.98 [25,0]	0.57 [14,5]	0.60 [15,3]	0.67 [17,0]	**CD-2001-F90 @CD-920-F90
* F90-30			1 3/16 [30,0]		1.18 [30,0]	0.57 [14,5]	0.60 [15,3]	0.67 [17,0]	
* F90-32			1 1/4 [32,0]		1.26 [32,0]	0.57 [14,5]	0.60 [15,3]	0.67 [17,0]	
* F91-32	4/0-250	[120]	1 1/4 [32,0]	H, DLO, I, K, M	1.26 [32,0]	0.65 [16,5]	0.69 [17,5]	0.75 [19,0]	**CD-2001-F91 @CD-920-F91
* F91-40			1 19/32 [40,0]		1.57 [40,0]	0.65 [16,5]	0.69 [17,5]	0.75 [19,0]	
* F92-32	300	[150]	1 1/4 [32,0]	H, DLO, I, K, M	1.26 [32,0]	0.73 [18,5]	0.77 [19,5]	0.83 [21,0]	**CD-2001-F92 @CD-920-F92
* F92-38			1 1/2 [38,0]		1.50 [38,0]	0.73 [18,5]	0.77 [19,5]	0.83 [21,0]	
* F93-32	350	[185]	1 1/4 [32,0]	H, DLO, I, K, M	1.26 [32,0]	0.79 [20,0]	0.83 [21,2]	0.93 [23,5]	**CD-2001-F93 @CD-920-F93
* F93-40			1 19/32 [40,0]		1.57 [40,0]	0.79 [20,0]	0.83 [21,2]	0.93 [23,5]	
* F94-40	400	[203]	1 19/32 [40,0]	H, DLO, I, K, M	1.57 [40,0]	0.90 [22,8]	0.94 [24,0]	1.02 [25,8]	**CD-2001-F94 @CD-920-F94



TITLE				FERRULES - BARE, NO SLEEVE SHEET 2 OF 2			
ITEM REVISION NAME				N41670BA/22			
DATASET FILE NAME				N41670BA_DC/22			
UNLESS OTHERWISE SPECIFIED, DIMENSIONAL TOLERANCES ARE: IN [mm]				MATERIAL:			
.X ±				.XXX ±			
.XX ±				ANGLES ±			
THIRD ANGLE PROJECTION				DRAWING NUMBER:			
A41670				SHT 2 OF 2			
DRAWN BY	DATE	CHK	SCALE	SIZE			
JKD	2/10/99	SKB	N.T.S.	B			

Looking for pricing, stock, or lifecycle information?

Click below to explore more details on WIN SOURCE:

-  [View F75-10-M on WIN SOURCE](#)
-  [Panduit Corp Information](#)

Optimize Your Supply Chain with WIN SOURCE Solutions

-  Global Sourcing Solution
-  Obsolete Management
-  Cost Control Management
-  Shortage Management
-  Alternative Solution
-  Excess Inventory Management