



**THE DATASHEET OF
TEL 12-4815WI**



- Ultra compact 12 Watt converter in DIP-16 metal casing
- Highest power density of 3,61W/cm³
- 6-side shielded metal case with insulated baseplate
- Wide 4:1 input voltage range
- High efficiency (up to 88%) for low thermal loss
- Operating temperature range -40°C to +88°C
- Built-In EN 55032 class A filter
- Protection against short circuit
- 3-year product warranty



The TEL 12WI is a 12 Watt DC/DC converter series which comes in an ultra compact DIP-16 metal package. The design purpose was to miniaturized low power DC/DC converters to the maximum without sacrificing high efficiency. They solidify the new standard for power density with 3,61 W/cm³ and effectively double the power density compared to 12 Watt converters in DIP-24 package. The TEL 12WI and offers a wide 4:1 input voltage range and features a high efficiency of up to 88% which enables an operation temperature of up to +65°C at full load and up to 85°C with 50% load. The converters also have an internal input filter to comply with conducted emission standard EN 55032 class A. Overall they feature an economical solution for space critical and cost sensitive applications in instrumentation, IT and industrial electronics.

Models						
Order Code	Input Voltage Range	Output 1		Output 2		Efficiency typ.
		Vnom	I _{max}	Vnom	I _{max}	
TEL 12-2411WI	9 - 36 VDC (24 VDC nom.)	5.1 VDC	2'400 mA			83 %
TEL 12-2412WI		12 VDC	1'000 mA			87 %
TEL 12-2413WI		15 VDC	800 mA			88 %
TEL 12-2415WI		24 VDC	500 mA			88 %
TEL 12-2422WI		+12 VDC	500 mA	-12 VDC	500 mA	87 %
TEL 12-2423WI		+15 VDC	400 mA	-15 VDC	400 mA	87 %
TEL 12-4811WI	18 - 75 VDC (48 VDC nom.)	5.1 VDC	2'400 mA			83 %
TEL 12-4812WI		12 VDC	1'000 mA			87 %
TEL 12-4813WI		15 VDC	800 mA			88 %
TEL 12-4815WI		24 VDC	500 mA			88 %
TEL 12-4822WI		+12 VDC	500 mA	-12 VDC	500 mA	87 %
TEL 12-4823WI		+15 VDC	400 mA	-15 VDC	400 mA	87 %

Input Specifications

Input Current	- At no load	24 Vin models: 10 mA typ. 48 Vin models: 7 mA typ.
	- At full load	24 Vin models: 580 mA max. 48 Vin models: 290 mA max.
Surge Voltage		24 Vin models: 50 VDC max. (1 s max.) 48 Vin models: 100 VDC max. (1 s max.)
Under Voltage Lockout		24 Vin models: 8 VDC typ. 48 Vin models: 16 VDC typ.
Recommended Input Fuse	(The need of an external fuse has to be assessed in the final application.)	
Input Filter	Internal Pi-Type	

Output Specifications

Voltage Set Accuracy		±1% max.	
Regulation	- Input Variation (Vmin - Vmax)	single output models: 0.8% max. dual output models: 0.8% max.	
	- Load Variation (0 - 100%)	single output models: 1% max. dual output models: 1% max. (Output 1) 1% max. (Output 2)	
	- Voltage Balance (symmetrical load)	dual output models: 2% max.	
	- Cross Regulation (25% / 100% asym. load)	dual output models: 5% max.	
Ripple and Noise	- 20 MHz Bandwidth	70 mVp-p typ. (w/ 2.2 µF, 50 V MLCC)	
Capacitive Load	- single output	5.1 Vout models: 1'500 µF max. 12 Vout models: 680 µF max. 15 Vout models: 680 µF max. 24 Vout models: 220 µF max.	
		- dual output	12 / -12 Vout models: 470 / 470 µF max. 15 / -15 Vout models: 220 / 220 µF max.
Minimum Load		Not required	
Temperature Coefficient		±0.02 %/K max.	
Start-up Time		30 ms typ.	
Short Circuit Protection		Continuous, Automatic recovery	
Output Current Limitation		160% typ. of Iout max.	
Transient Response	- Response Deviation	5% max. (75% to 100% Load Step)	
	- Response Time	500 µs typ. (75% to 100% Load Step)	

Safety Specifications

Standards	- IT / Multimedia Equipment	EN 62368-1 IEC 62368-1 UL 62368-1
	- Certification Documents	www.tracopower.com/overview/tel12wi
Pollution Degree		PD 3

EMC Specifications

EMI Emissions	- Conducted Emissions	EN 55032 class A (internal filter) FCC Part 15 class A (internal filter)
	- Radiated Emissions	EN 55032 class A (with external filter) FCC Part 15 class A (with external filter)
	External filter proposal:	www.tracopower.com/overview/tel12wi

All specifications valid at nominal voltage, resistive full load and +25°C after warm-up time, unless otherwise stated.

EMS Immunity	<ul style="list-style-type: none"> - Electrostatic Discharge - RF Electromagnetic Field - EFT (Burst) / Surge - Conducted RF Disturbances - PF Magnetic Field 	EN 55024 (IT Equipment) EN 55035 (Multimedia) Air: EN 61000-4-2, ± 8 kV, perf. criteria A Contact: EN 61000-4-2, ± 6 kV, perf. criteria A EN 61000-4-3, 20 V/m, perf. criteria A EN 61000-4-4, ± 2 kV, perf. criteria A EN 61000-4-5, ± 2 kV, perf. criteria A External filter proposal: www.tracopower.com/overview/tel12wi EN 61000-4-6, 10 Vrms, perf. criteria A Continuous: EN 61000-4-8, 100 A/m, perf. criteria A 1 s: EN 61000-4-8, 1000 A/m, perf. criteria A
--------------	--	---

General Specifications

Relative Humidity		95% max. (non condensing)
Temperature Ranges	<ul style="list-style-type: none"> - Operating Temperature - Case Temperature - Storage Temperature 	-40°C to +85°C +105°C max. -50°C to +125°C
Power Derating	<ul style="list-style-type: none"> - High Temperature 	1.82 %/K above 50°C (5 Vout models) 2.5 %/K above 65°C (other models) See application note: www.tracopower.com/overview/tel12wi
Cooling System		Natural convection (20 LFM)
Altitude During Operation		6'000 m max.
Switching Frequency		480 kHz typ. (PWM)
Insulation System		Functional Insulation
Isolation Test Voltage	<ul style="list-style-type: none"> - Input to Output, 60 s - Input to Output, 1 s - Input to Case, 60 s - Output to Case, 60 s 	1'500 VDC 1'800 VDC 1'000 VDC 1'000 VDC
Isolation Resistance	<ul style="list-style-type: none"> - Input to Output, 500 VDC 	1'000 M Ω min.
Isolation Capacitance	<ul style="list-style-type: none"> - Input to Output, 100 kHz, 1 V 	2'200 pF max.
Reliability	<ul style="list-style-type: none"> - Calculated MTBF 	2'314'000 h (MIL-HDBK-217F, ground benign)
Washing Process		According to Cleaning Guideline www.tracopower.com/info/cleaning.pdf
Housing Material		Plastic base-plate w. metal case
Potting Material		Silicone (UL 94 V-0 rated)
Pin Material		Copper Alloy (C6801)
Pin Foundation Plating		Nickel (2 - 4 μ m)
Pin Surface Plating		Tin (3 - 5 μ m), matte
Housing Type		Metal Case
Mounting Type		PCB Mount
Connection Type		THD (Through-Hole Device)
Footprint Type		DIP16
Soldering Profile		Lead-Free Wave Soldering 260°C / 10 s max.
Weight		8.6 g
Environmental Compliance	<ul style="list-style-type: none"> - REACH Declaration - RoHS Declaration - SCIP Reference Number 	www.tracopower.com/info/reach-declaration.pdf REACH SVHC list compliant REACH Annex XVII compliant www.tracopower.com/info/rohs-declaration.pdf Exemptions: 7a (RoHS exemptions refer to the component concentration only, not to the overall concentration in the product (O5A rule.)) 72833a8f-61b5-4b4d-afe0-b375eac1d156

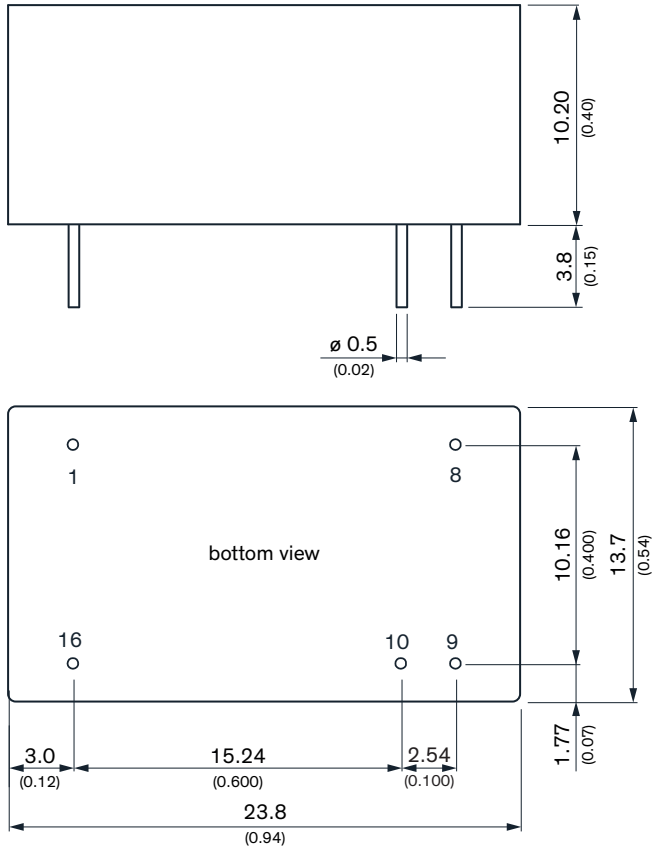
All specifications valid at nominal voltage, resistive full load and +25°C after warm-up time, unless otherwise stated.

Supporting Documents

Overview Link (for additional Documents)

www.tracopower.com/overview/tel12wi

Outline Dimensions





Pinout		
Pin	Single	Dual
1	-Vin (GND)	-Vin (GND)
8	NC	Common
9	+Vout	+Vout
10	-Vout	-Vout
16	+Vin (Vcc)	+Vin (Vcc)

NC: Not connected

Dimensions in mm (inch)
 Tolerances: X.X ± 0.5 (X.XX ± 0.02)
 X.XX ± 0.25 (X.XXX ± 0.01)
 Pin diameter tolerances: X.X ± 0.05 (X.XX ± 0.002)

Looking for pricing, stock, or lifecycle information?

Click below to explore more details on WIN SOURCE:

-  [View TEL 12-4815WI on WIN SOURCE](#)
-  [Traco Power Information](#)

Optimize Your Supply Chain with WIN SOURCE Solutions

-  Global Sourcing Solution
-  Obsolete Management
-  Cost Control Management
-  Shortage Management
-  Alternative Solution
-  Excess Inventory Management