




**THE DATASHEET OF  
FW-17-05-L-D-486-120**



# FLEX STACK

## MICRO BOARD STACKER

(1.27 mm) .050" PITCH • FW SERIES



**FW**  
**Board Mates:**  
 CLP, FLE  
**Cable Mates:**  
 FFSD

| FW | NO. OF PINS PER ROW | LEAD STYLE | PLATING OPTION | D | STACKER HEIGHT | POST HEIGHT | OPTION |
|----|---------------------|------------|----------------|---|----------------|-------------|--------|
|----|---------------------|------------|----------------|---|----------------|-------------|--------|

02 thru 50

Specify LEAD STYLE from chart

**-F**  
 = Gold flash on post, Matte Tin on tail

**-L**  
 = 10 μm (0.25 μm) Gold on post, Matte Tin on tail

**-G**  
 = 10 μm (0.25 μm) Gold on post, Gold flash on tail

**-"XXX"**  
 = Stacker Height (in inches)  
 Example:  $-.250$  = (6.35 mm)  $.250$ "

**-"XXX"**  
 = Post Height (in inches)  
 (1.65 mm)  $.065$ " minimum  
 Example:  $-.065$  = (1.65 mm)  $.065$ "

**-ES**  
 = End Shroud (-075 post height only. Mate only with CLP) (5.46 mm)  $.215$ " to (15.49 mm)  $.610$ " stacker height only 9 pins/row min.

**-EP**  
 = End Shroud with Guide Post (-075 post height only. Mate only with CLP) (5.46 mm)  $.215$ " to (15.49 mm)  $.610$ " stacker height only 9 pins/row min.

**-A**  
 = Alignment Pin (3 positions min.) (5.46 mm)  $.215$ " to (15.75 mm)  $.620$ " stacker height only (SMT only)

**-P**  
 = Pick & Place Pad (5 positions min.) (SMT only)

**-TR**  
 = Tape & Reel (Max overall height = Post+Stacker Height+Pad+Alignment Pin = (17.78)  $.700$ " (SMT only)

**-FR**  
 = Full Reel Tape & Reel (must order max. quantity per reel; contact Samtec for quantity breaks) (SMT only)

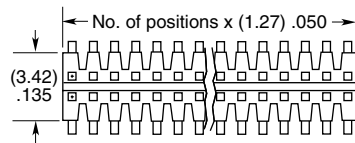
### SPECIFICATIONS

**Insulator Material:**  
 Black Liquid Crystal Polymer  
**Terminal Material:**  
 Phosphor Bronze  
**Plating:**  
 Sn or Au over 50 μm (1.27 μm) Ni  
**Operating Temp Range:**  
 -55 °C to +125 °C

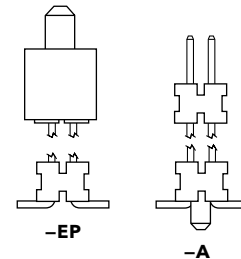
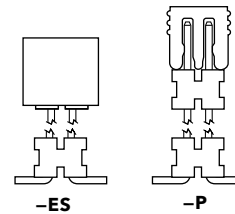
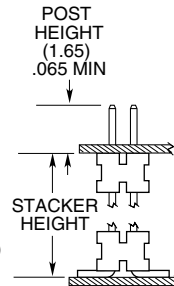
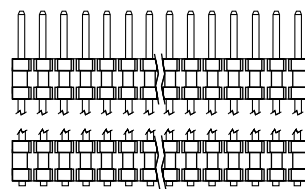
### PROCESSING

**Lead-Free Solderable:**  
 Yes  
**SMT Lead Coplanarity:**  
 (0.10 mm)  $.004$ " max (02-30)  
 (0.15 mm)  $.006$ " max (31-50)\*  
 \*(.004" stencil solution may be available; contact ipg@samtec.com)

| LEAD STYLE | STACKER HEIGHT                     | STACKER + POST                      |
|------------|------------------------------------|-------------------------------------|
| -03        | (5.46) to (8.51) $.215$ to $.335$  | (7.11) to (10.16) $.280$ to $.400$  |
| -05        | (8.64) to (15.49) $.340$ to $.610$ | (10.29) to (17.15) $.405$ to $.675$ |



### SURFACE MOUNT



### MATED HEIGHT

| FW LEAD STYLE        | CLP LEAD STYLE | MATED HEIGHT*     |
|----------------------|----------------|-------------------|
| FW-XX-03-X-X-233-065 | -02            | 8.13 mm) $.329$ " |
| FW-XX-03-X-X-303-065 |                | 9.91 mm) $.390$ " |

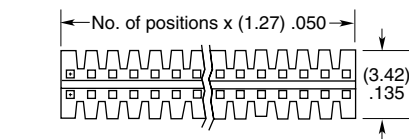
\*Processing conditions will affect mated height.

### ALSO AVAILABLE

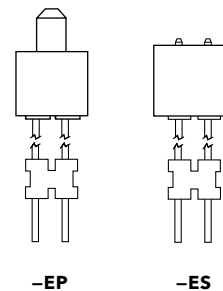
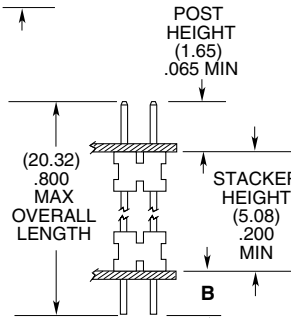
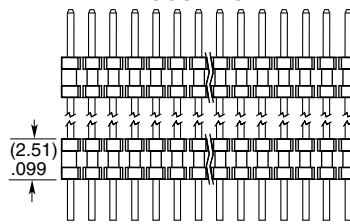
Smaller stack heights (MOQ Required)

**Notes:**  
 For added mechanical stability, Samtec recommends mechanical board spacers be used in applications with gold or selective gold plated connectors. Contact ipg@samtec.com for more information.

This Series is non-standard, non-returnable.





### THROUGH-HOLE



| LEAD STYLE | TAIL (B)      |
|------------|---------------|
| -01        | (1.14) $.045$ |
| -02        | (1.91) $.075$ |
| -04        | (2.29) $.090$ |

## Looking for pricing, stock, or lifecycle information?

Click below to explore more details on WIN SOURCE:

-  [View FW-17-05-L-D-486-120 on WIN SOURCE](#)
-  [Samtec Inc. Information](#)

## Optimize Your Supply Chain with WIN SOURCE Solutions

-  Global Sourcing Solution
-  Obsolete Management
-  Cost Control Management
-  Shortage Management
-  Alternative Solution
-  Excess Inventory Management