



**THE DATASHEET OF
DF61-2P-2.2V(23)**



Jun.1.2024 Copyright 2024 HIROSE ELECTRIC CO., LTD. All Rights Reserved.
In case of consideration for using Automotive equipment / device which demand high reliability, kindly contact our sales window correspondents.

APPLICABLE STANDARD					
RATING	OPERATING TEMPERATURE RANGE	-35 °C TO +85°C (NOTE1)	STORAGE TEMPERATURE RANGE	-10 °C TO +60°C (NOTE3)	
	OPERATING HUMIDITY RANGE	20% TO 80% (NOTE2)	STORAGE HUMIDITY RANGE	40% TO 70% (NOTE3)	
	APPLICABLE CONNECTOR	DF61-2S-2.2C	UL, C-UL Rating	Voltage	350 V AC/DC
	VOLTAGE	350 V AC/DC			
	CURRENT	AWG 28 : 3.0A AWG 26 : 3.2A AWG 24 : 4.0A AWG 22 : 5.0A	△ 2	Current	AWG 28 : 3.0A AWG 26 : 3.2A AWG 24 : 4.0A AWG 22 : 5.0A

SPECIFICATIONS

ITEM	TEST METHOD	REQUIREMENTS	QT	AT
------	-------------	--------------	----	----

CONSTRUCTION

GENERAL EXAMINATION	VISUALLY AND BY MEASURING INSTRUMENT.	ACCORDING TO DRAWING.	X	X
MARKING	CONFIRMED VISUALLY.		X	X

ELECTRIC CHARACTERISTICS

CONTACT RESISTANCE MILLIVOLT LEVEL METHOD	20mV MAX, 1mA (DC or 1000Hz).	10 mΩ MAX.	X	-
INSULATION RESISTANCE	500 V DC.	1000 MΩ MIN.	X	-
VOLTAGE PROOF	1700 V AC FOR 1 min.	NO FLASHOVER OR BREAKDOWN.	X	-

MECHANICAL CHARACTERISTICS

MECHANICAL OPERATION	30 TIMES INSERTION AND EXTRACTION.	①CONTACT RESISTANCE: 20 mΩ MAX. ②NO DAMAGE, CRACK OR LOOSENESS OF PARTS.	X	-
CONTACT INSERTION AND EXTRACTION FORCES	IT TAKES OUT AND INSERTS WITH A CONFORMITY CONNECTOR.	①INSERTION FORCE : 20.0N MAX. ②EXTRACTION FORCE: 0.5N MIN.	X	-
VIBRATION	FREQUENCY 10 TO 55 Hz, SINGLE AMPLITUDE 0.75 mm, AT 10 CYCLES FOR 3 DIRECTION.	①NO ELECTRICAL DISCONTINUITY OF 1 μs. ②NO DAMAGE, CRACK OR LOOSENESS OF PARTS.	X	-
SHOCK	490 m/s ² DURATION OF PULSE 11 ms AT 3 TIMES FOR 3 DIRECTIONS.		X	-

ENVIRONMENTAL CHARACTERISTICS

DAMP HEAT (STEADY STATE)	EXPOSED AT 40 ± 2°C , 90 TO 95 %, 96 h. (AFTER LEAVING THE ROOM TEMPERATURE FOR 1~2h.)	①CONTACT RESISTANCE: 20 mΩ MAX. ②INSULATION RESISTANCE: 500 MΩ MIN. ③NO DAMAGE, CRACK OR LOOSENESS OF PARTS.	X	-
RAPID CHANGE OF TEMPERATURE	TEMPERATURE -55°C→ +85°C TIME 30min→ 30min UNDER 5 CYCLES. (THE TRANSFERRING TIME OF THE TANK IS 2~3 min) (AFTER LEAVING THE ROOM TEMPERATURE FOR 1~2h.)	①CONTACT RESISTANCE: 20 mΩ MAX. ②INSULATION RESISTANCE: 500 MΩ MIN. ③NO DAMAGE, CRACK OR LOOSENESS OF PARTS.	X	-
RESISTANCE TO SOLDERING HEAT	1) REFLOW SOLDERING « REFLOW TIME » NUMBER OF REFLOW CYCLES : 2 CYCLES MAX. DURATION ABOVE 220 °C, 60 sec. MAX. PEAK TEMPERATURE: 250°C 10 sec. MAX. « PRE-HEAT TIME » PRE-HEAT TEMPERATURE : 150-180 °C PRE-HEAT TIME : 90-120 sec. 2) MANUAL SOLDERING SOLDERING IRON TEMPERATURE : 350±10°C, SOLDERING TIME : 3sec. NO STRENGTH ON CONTACT.	NO DEFORMATION OF CASE OF EXCESSIVE LOOSENESS OF THE TERMINALS.	X	-
SOLDERABILITY	SOLDERING TEMPERATURE : 245°C DURATION OF IMMERSION : SOLDERING, FOR 5 sec.	NEW UNIFORM COATING OF SOLDER SHALL COVER MINIMUM OF 95 % OF THE SURFACE BEING IMMersed.	X	-

NOTE1:INCLUDE THE TEMPERATURE RISING BY CURRENT.

NOTE2:NO CONDENSING.

NOTE3:APPLY TO THE CONDITION OF LONG TERM STORAGE FOR UNUSED PRODUCTS BEFOR MOUNTED ON PCB. AFTER MOUNTED ON PCB, OPERATION TEMPERATURE AND HUMIDITTY RANGE ARE APPLIED FOR INTERIM STRAGE DURING TRANSPORTATION.

	COUNT	DESCRIPTION OF REVISIONS	DESIGNED	CHECKED	DATE
△ 2	1	DIS-H-00005315	SN. MIWA	SZ. ONO	20191004


REMARKS Unless otherwise specified, refer to IEC 60512.	APPROVED	KI. AKIYAMA	20120425
	CHECKED	HK. UMEHARA	20120424
	DESIGNED	TT. OHSAKO	20120424
	DRAWN	TT. OHSAKO	20120424

Note QT:Qualification Test AT:Assurance Test X:Applicable Test	DRAWING NO.	ELC-336115-23-03
--	-------------	------------------





HRS	SPECIFICATION SHEET	PART NO.	DF61-2P-2.2V (23)		
	HIROSE ELECTRIC CO., LTD.	CODE NO.	CL666-5001-1-23	△	1/1

Looking for pricing, stock, or lifecycle information?

Click below to explore more details on WIN SOURCE:

-  [View DF61-2P-2.2V\(23\) on WIN SOURCE](#)
-  [Hirose Electric Co Ltd Information](#)

Optimize Your Supply Chain with WIN SOURCE Solutions

-  Global Sourcing Solution
-  Obsolete Management
-  Cost Control Management
-  Shortage Management
-  Alternative Solution
-  Excess Inventory Management