



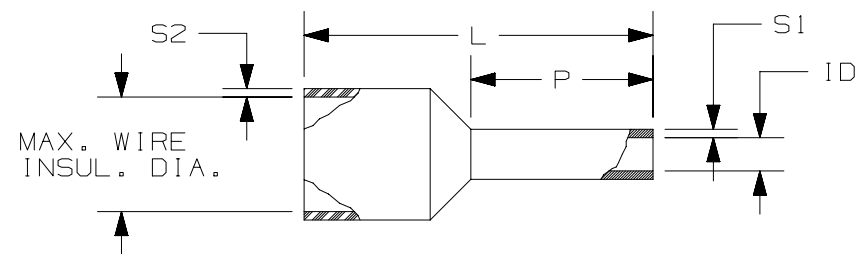
**THE DATASHEET OF  
FSD73-6-D**



PANDUIT PART #	WIRE RANGE		COLOR (DIN)	WIRE STRIP LENGTH +1/32 -0 [+0,8 -0]	MAX. WIRE INSUL. DIA.	WIRE CLASS	DIMENSIONS in. [mm]					INSTALLATION TOOLS/DIES	
	AWG	[mm <sup>2</sup> ]					L	P	ID	S1	S2		
* FSD72-6	26	[0,14]	GRAY	3/8 [9,5]	0.07 [2,0]	B, K, M	0.41 [10,5]	0.24 [6,0]	0.03 [0,8]	[0,15]	[0,25]	CT-1002 CT-1123 #CT-2523CH	
* FSD72-8				15/32 [11,9]	0.07 [2,0]		0.49 [12,5]	0.31 [8,0]	0.03 [0,8]	[0,15]	[0,25]		
* FSD73-6	24	[0,25]	YELLOW	3/8 [9,5]	0.07 [2,0]	B, K, M	0.41 [10,5]	0.24 [6,0]	0.03 [0,8]	[0,15]	[0,25]		
* FSD73-8				15/32 [11,9]	0.07 [2,0]		0.49 [12,5]	0.31 [8,0]	0.03 [0,8]	[0,15]	[0,25]		
* FSD74-6	24-22	[0,34]	TURQUOISE	3/8 [9,5]	0.07 [2,0]	B, K, M	0.41 [10,5]	0.24 [6,0]	0.03 [0,8]	[0,15]	[0,25]		
* FSD74-8				15/32 [11,9]	0.07 [2,0]		0.49 [12,5]	0.31 [8,0]	0.03 [0,8]	[0,15]	[0,25]		
+ FSD75-6	22-20	[0,50]	WHITE	3/8 [9,5]	0.09 [2,5]	B, K, M	0.45 [11,5]	0.24 [6,0]	0.04 [1,1]	[0,15]	[0,25]		CT-1002 CT-1003 CT-1090 ^CD-090 CT-1123 CT-1160 CT-1170 #CT-2523CH
+ FSD75-8				15/32 [11,9]	0.09 [2,5]		0.53 [13,5]	0.31 [8,0]	0.04 [1,1]	[0,15]	[0,25]		
+ FSD75-10				17/32 [13,5]	0.09 [2,5]		0.61 [15,5]	0.39 [10,0]	0.04 [1,1]	[0,15]	[0,25]		
FSD76-6	18	[0,75]	GRAY	3/8 [9,5]	0.11 [2,8]	B, K, M	0.47 [12,0]	0.24 [6,0]	0.05 [1,3]	[0,15]	[0,25]		
FSD76-8				15/32 [11,9]	0.11 [2,8]		0.55 [14,0]	0.31 [8,0]	0.05 [1,3]	[0,15]	[0,25]		
FSD76-10				17/32 [13,5]	0.11 [2,8]		0.63 [16,0]	0.39 [10,0]	0.05 [1,3]	[0,15]	[0,25]		
FSD76-12				5/8 [15,9]	0.11 [2,8]		0.71 [18,0]	0.47 [12,0]	0.05 [1,3]	[0,15]	[0,25]		
FSD77-6	-	[1,00]	RED	3/8 [9,5]	0.12 [3,0]	B, K, M	0.49 [12,5]	0.24 [6,0]	0.06 [1,5]	[0,15]	[0,30]		
FSD77-8				15/32 [11,9]	0.12 [3,0]		0.57 [14,5]	0.31 [8,0]	0.06 [1,5]	[0,15]	[0,30]		
FSD77-10				17/32 [13,5]	0.12 [3,0]		0.65 [16,5]	0.39 [10,0]	0.06 [1,5]	[0,15]	[0,30]		
FSD77-12				5/8 [15,9]	0.12 [3,0]		0.73 [18,5]	0.47 [12,0]	0.06 [1,5]	[0,15]	[0,30]		
FSD78-6	16	[1,50]	BLACK	3/8 [9,5]	0.12 [3,0]	B, K, M	0.49 [12,5]	0.24 [6,0]	0.07 [1,8]	[0,15]	[0,30]		
FSD78-8				15/32 [11,9]	0.12 [3,0]		0.57 [14,5]	0.31 [8,0]	0.07 [1,8]	[0,15]	[0,30]		
FSD78-10				17/32 [13,5]	0.12 [3,0]		0.65 [16,5]	0.39 [10,0]	0.07 [1,8]	[0,15]	[0,30]		
FSD78-12				5/8 [15,9]	0.12 [3,0]		0.73 [18,5]	0.47 [12,0]	0.07 [1,8]	[0,15]	[0,30]		
FSD78-18				7/8 [22,2]	0.12 [3,0]		0.96 [24,5]	0.71 [18,0]	0.07 [1,8]	[0,15]	[0,30]		

TABLE DETAILS:

- \* NOT UL LISTED, UL486F SCOPE IS 20 - 1/0 AWG ONLY. TURQUOISE IS DIN COLOR FOR 22 AWG [0,34]
- + UL LISTED WITH 20 AWG ONLY, WHITE IS DIN COLOR FOR 20 AWG [0,5]
- ++TOOL/PART NOT A UL LISTED COMBINATION
- ^ TOOL/PART NOT A UL LISTED COMBINATION WITH CLASS I WIRE
- ^^DIES USED WITH CT-2300 TOOL
- \*\* DIES USED WITH CT-3001 OR CT-3001/E TOOL
- # CRIMP HEAD USED WITH CT-2500 TOOL



NOTES:

1. USED FOR:
  - A. UL LISTED WITH STRANDED COPPER WIRE 20 - 1/0 AWG ONLY
  - B. 221°F [105°C] MAX. OPERATING TEMPERATURE
2. MATERIAL:
  - A. STAMPING: COPPER, TIN PLATED
  - B. HOUSING: POLYPROPYLENE, COLOR CODED
  - C. COLOR CODE CONFORMS TO DIN STANDARD
3. SEE [www.panduit.com](http://www.panduit.com) FOR PACKAGE QUANTITIES
4. DIMENSIONS IN BRACKETS ARE METRIC EQUIVALENT
5. FOR TOLERANCING REFER TO DIN 46228 PART 4



REV	DATE	BY	CHK	APR	DESCRIPTION	ECN
19	8.29.17	JHNU	TMR	RGB	ADDED CD-920 DIES TO F87, F89, F90, F91, F92 FERRULES	A41667

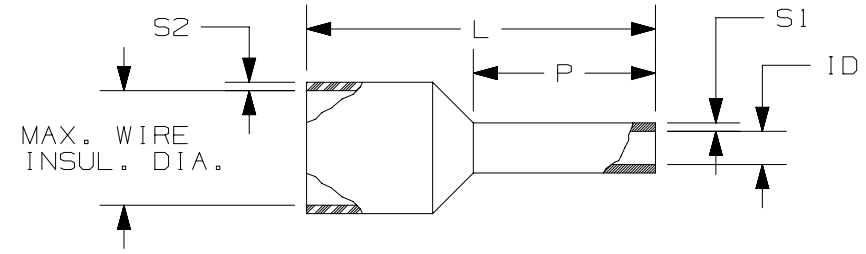
TITLE <b>FERRULE - SINGLE WIRE WITH SLEEVE (DIN)</b> SHEET 1 OF 2 CUSTOMER DRAWING			
ITEM REVISION NAME N41667BA/19		<b>PANDUIT</b>	
DATASET FILE NAME N41667BA_DC/19			
UNLESS OTHERWISE SPECIFIED, DIMENSIONAL TOLERANCES ARE: IN [mm]		MATERIAL: <b>SEE NOTES</b>	
.X ±	.XXX ±	DRAWING NUMBER: A41667	
.XX ±	ANGLES ±	THIRD ANGLE PROJECTION	
DRWN BY JKD	DATE 2/9/1999	CHK SKB	SCALE N.T.S.
SHT 1 OF 2		SIZE B	

D10100DB/10

PANDUIT PART #	WIRE RANGE		COLOR (DIN)	WIRE STRIP LENGTH +1/32 -0 [+0,8 -0]	MAX. WIRE INSUL. DIA.	WIRE CLASS	DIMENSIONS in. [mm]					INSTALLATION TOOLS/DIES	
	AWG	[mm <sup>2</sup> ]					L	P	ID	S1	S2		
FSD79-8	14	[2,08]	YELLOW	15/32 [11,9]	0.14 [3,6]	G, K, M	0.57 [14,5]	0.31 [8,0]	0.08 [2,1]	[0.15]	[0,30]	CT-1002 CT-1003 CT-1090 ^CD-090 CT-1123 CT-1160 CT-1170 #CT-2523CH	
FSD80-8	14	[2,50]	BLUE	15/32 [11,9]	0.17 [4,2]	G, K, M	0.59 [15,0]	0.31 [8,0]	0.09 [2,3]	[0.15]	[0,30]		
FSD80-12				5/8 [15,9]	0.17 [4,2]		0.75 [19,0]	0.47 [12,0]	0.09 [2,3]	[0.15]	[0,30]		
FSD80-18				7/8 [22,2]	0.17 [4,2]		0.98 [25,0]	0.71 [18,0]	0.09 [2,3]	[0.15]	[0,30]		
FSD81-10	12	[4,00]	GRAY	17/32 [13,5]	0.19 [4,8]	G, K, M	0.69 [17,5]	0.39 [10,0]	0.11 [2,9]	[0.20]	[0,30]		
FSD81-12				5/8 [15,9]	0.19 [4,8]		0.79 [20,0]	0.47 [12,0]	0.11 [2,9]	[0.20]	[0,30]		
FSD81-18				7/8 [22,2]	0.19 [4,8]		1.02 [26,0]	0.71 [18,0]	0.11 [2,9]	[0.20]	[0,30]		
FSD82-12	10	[6,00]	YELLOW	5/8 [15,9]	0.24 [6,2]	G, I, K, M	0.79 [20,0]	0.47 [12,0]	0.14 [3,6]	[0.20]	[0,30]		CT-1002 ++CT-1003 CT-1090 ^CD-090 CT-1123 CT-1160 CT-1170 #CT-2523CH
FSD82-18				7/8 [22,2]	0.24 [6,2]		1.02 [26,0]	0.71 [18,0]	0.14 [3,6]	[0.20]	[0,30]		
FSD83-12	8	[10,0]	RED	5/8 [15,9]	0.30 [7,5]	G, H, I, K, M	0.83 [21,0]	0.47 [12,0]	0.18 [4,6]	[0.20]	[0,30]		++CT-1003 ++CT-1004 ^CT-1090 ^CD-090 CT-1104 CT-1123 CT-1160 CT-1170 #CT-2504CH #CT-2523CH
FSD83-18				7/8 [22,2]	0.30 [7,5]		1.06 [27,0]	0.71 [18,0]	0.18 [4,6]	[0.20]	[0,30]		
FSD84-12	6	[16,0]	BLUE	5/8 [15,9]	0.35 [8,8]	G, H, I, K, M	0.91 [23,0]	0.47 [12,0]	0.24 [6,0]	[0.20]	[0,40]	++CT-1004 CT-1104 #CT-2504CH	
FSD84-18				7/8 [22,2]	0.35 [8,8]		1.14 [29,0]	0.71 [18,0]	0.24 [6,0]	[0.20]	[0,40]		
FSD85-16	4	[25,0]	YELLOW	3/4 [19,1]	0.43 [11,0]	G, H, I, K, M	1.14 [29,0]	0.63 [16,0]	0.30 [7,5]	[0.20]	[0,50]	CT-1005	
FSD85-18				7/8 [22,2]	0.43 [11,0]		1.22 [31,0]	0.71 [18,0]	0.30 [7,5]	[0.20]	[0,50]		
FSD85-22				1 [25,4]	0.43 [11,0]		1.38 [35,0]	0.87 [22,0]	0.30 [7,5]	[0.20]	[0,50]		
FSD86-16	2	[35,0]	RED	3/4 [19,1]	0.49 [12,5]	G, H, I, K, M	1.18 [30,0]	0.63 [16,0]	0.33 [8,5]	[0.20]	[0,50]		
FSD86-18				7/8 [22,2]	0.49 [12,5]		1.26 [32,0]	0.71 [18,0]	0.33 [8,5]	[0.20]	[0,50]		
FSD86-25				1 1/8 [28,6]	0.49 [12,5]		1.26 [39,0]	0.98 [25,0]	0.33 [8,5]	[0.20]	[0,50]		
FSD87-20	1-1/0	[50,0]	BLUE	15/16 [23,8]	0.59 [15,0]	G, H, DLO, I, K, M	1.42 [36,0]	0.79 [20,0]	0.41 [10,5]	[0.30]	[0,60]	CT-1006 **CD-2001-F87 @CD-920-F87	
FSD87-25				1 1/8 [28,6]	0.59 [15,0]		1.61 [41,0]	0.98 [25,0]	0.41 [10,5]	[0.30]	[0,60]		
* FSD89-20	2/0	[70,0]	YELLOW	15/16 [23,8]	0.63 [16,0]	H, DLO, I, K, M	1.46 [37,0]	0.79 [20,0]	0.50 [12,7]	[0.40]	[0,60]	**CD-2001-F89 @CD-920-F89	
* FSD89-27				1 1/4 [31,0]	0.63 [16,0]		1.73 [44,0]	1.06 [27,0]	0.50 [12,7]	[0.40]	[0,60]		
* FSD90-25	3/0	[95,0]	RED	1 1/8 [28,6]	0.71 [18,0]	H, DLO, I, K, M	1.73 [44,0]	0.98 [25,0]	0.58 [14,7]	[0.40]	[0,60]	**CD-2001-F90 @CD-920-F90	
* FSD91-27	4/0-250	[120,0]	BLUE	1 1/4 [31,0]	0.83 [21,1]	H, DLO, I, K, M	1.89 [48,0]	1.06 [27,0]	0.66 [16,7]	[0.50]	[0,8]	**CD-2001-F91 @CD-920-F91	
* FSD92-32	300 kcmil	[150,0]	YELLOW	1 1/2 [37,0]	0.91 [23,1]	H, DLO, I, K, M	2.28 [58,0]	1.26 [32,0]	0.74 [18,7]	[0.50]	[1,0]	**CD-2001-F92 @CD-920-F92	

**TABLE DETAILS:**

- \* NOT UL LISTED, UL486F SCOPE IS 20 - 1/0 AWG ONLY. TURQUOISE IS DIN COLOR FOR 22 AWG [0,34]
- + UL LISTED WITH 20 AWG ONLY, WHITE IS DIN COLOR FOR 20 AWG [0,5]
- ++TOOL/PART NOT A UL LISTED COMBINATION
- ^ TOOL/PART NOT A UL LISTED COMBINATION WITH CLASS I WIRE
- ^^DIES USED WITH CT-2300 TOOL
- \*\* DIES USED WITH CT-3001 OR CT-3001/E TOOL
- # CRIMP HEAD USED WITH CT-2500 TOOL
- @ DIES USED WITH CT-3001/ST, CT-3001/CCP TOOLS OR CT-930LPCH CRIMP HEADS AND CT-902HP-5K PUMPS.



**NOTES:**

1. USED FOR:
  - A. UL LISTED WITH STRANDED COPPER WIRE 20 - 1/0 AWG ONLY
  - B. 221°F [105°C] MAX. OPERATING TEMPERATURE
2. MATERIAL:
  - A. STAMPING: COPPER, TIN PLATED
  - B. HOUSING: POLYPROPYLENE, COLOR CODED
  - C. COLOR CODE CONFORMS TO DIN STANDARD
3. SEE [www.panduit.com](http://www.panduit.com) FOR PACKAGE QUANTITIES
4. DIMENSIONS IN BRACKETS ARE METRIC EQUIVALENT
5. FOR TOLERANCING REFER TO DIN 46228 PART 4



LISTED  
E472545





CERTIFIED  
LR31212

TITLE		FERRULE - SINGLE WIRE WITH SLEEVE (DIN) SHEET 2 OF 2 CUSTOMER DRAWING	
ITEM REVISION NAME	N41667BA/19		<b>PANDUIT</b>
DATASET FILE NAME	N41667BA_DC/19		
UNLESS OTHERWISE SPECIFIED, DIMENSIONAL TOLERANCES ARE: IN [mm]		MATERIAL:  SEE NOTES	
.X ±	.XXX ±	DRAWING NUMBER: A41667	
.XX ±	ANGLES ±	THIRD ANGLE PROJECTION	
DRAWN BY	DATE	CHK	SCALE
JKD	2/9/1999	SKB	N.T.S.
SHT 2 OF 2		SIZE B	

## Looking for pricing, stock, or lifecycle information?

Click below to explore more details on WIN SOURCE:

-  [View FSD73-6-D on WIN SOURCE](#)
-  [Panduit Corp Information](#)

## Optimize Your Supply Chain with WIN SOURCE Solutions

-  Global Sourcing Solution
-  Obsolete Management
-  Cost Control Management
-  Shortage Management
-  Alternative Solution
-  Excess Inventory Management