




**THE DATASHEET OF  
FW-10-03-L-D-281-075-P-TR**



# FLEX STACK

## MICRO BOARD STACKER

(1.27 mm) .050" PITCH • FW SERIES



**FW**  
**Board Mates:**  
 CLP, FLE  
**Cable Mates:**  
 FFSD

FW	NO. OF PINS PER ROW	LEAD STYLE	PLATING OPTION	D	STACKER HEIGHT	POST HEIGHT	OPTION
----	---------------------	------------	----------------	---	----------------	-------------	--------

02 thru 50

Specify LEAD STYLE from chart

**-F**  
 = Gold flash on post, Matte Tin on tail

**-L**  
 = 10 μm (0.25 μm) Gold on post, Matte Tin on tail

**-G**  
 = 10 μm (0.25 μm) Gold on post, Gold flash on tail

**-"XXX"**  
 = Stacker Height (in inches)  
 Example:  $-.250 = (6.35 \text{ mm}) .250"$

**-"XXX"**  
 = Post Height (in inches)  
 (1.65 mm) .065" minimum  
 Example:  $-.065 = (1.65 \text{ mm}) .065"$

**-ES**  
 = End Shroud (-075 post height only. Mate only with CLP) (5.46 mm) .215" to (15.49 mm) .610" stacker height only 9 pins/row min.

**-EP**  
 = End Shroud with Guide Post (-075 post height only. Mate only with CLP) (5.46 mm) .215" to (15.49 mm) .610" stacker height only 9 pins/row min.

**-A**  
 = Alignment Pin (3 positions min.) (5.46 mm) .215" to (15.75 mm) .620" stacker height only (SMT only)

**-P**  
 = Pick & Place Pad (5 positions min.) (SMT only)

**-TR**  
 = Tape & Reel (Max overall height = Post+Stacker Height+Pad+Alignment Pin = (17.78) .700") (SMT only)

**-FR**  
 = Full Reel Tape & Reel (must order max. quantity per reel; contact Samtec for quantity breaks) (SMT only)

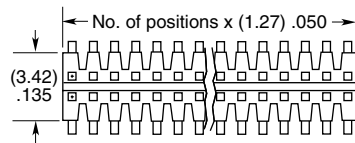
### SPECIFICATIONS

**Insulator Material:**  
 Black Liquid Crystal Polymer  
**Terminal Material:**  
 Phosphor Bronze  
**Plating:**  
 Sn or Au over 50 μm (1.27 μm) Ni  
**Operating Temp Range:**  
 -55 °C to +125 °C

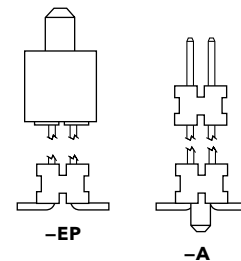
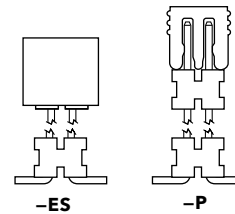
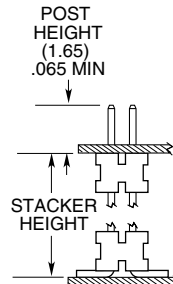
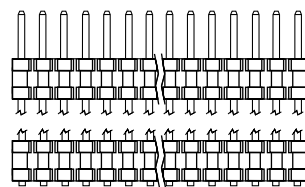
### PROCESSING

**Lead-Free Solderable:**  
 Yes  
**SMT Lead Coplanarity:**  
 (0.10 mm) .004" max (02-30)  
 (0.15 mm) .006" max (31-50)\*  
 \*(.004" stencil solution may be available; contact ipg@samtec.com)

LEAD STYLE	STACKER HEIGHT	STACKER + POST
-03	(5.46) to (8.51) .215 to .335	(7.11) to (10.16) .280 to .400
-05	(8.64) to (15.49) .340 to .610	(10.29) to (17.15) .405 to .675



### SURFACE MOUNT



### MATED HEIGHT

FW LEAD STYLE	CLP LEAD STYLE	MATED HEIGHT*
FW-XX-03-X-X-233-065	-02	8.13 mm) .329"
FW-XX-03-X-X-303-065		9.91 mm) .390"

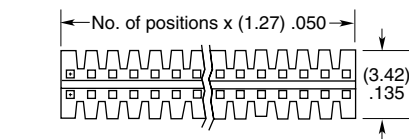
\*Processing conditions will affect mated height.

### ALSO AVAILABLE

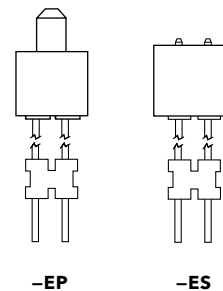
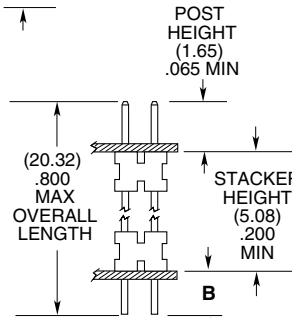
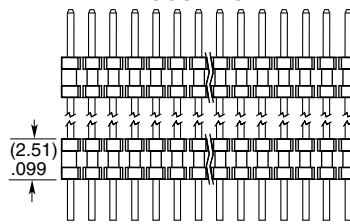
Smaller stack heights (MOQ Required)

**Notes:**  
 For added mechanical stability, Samtec recommends mechanical board spacers be used in applications with gold or selective gold plated connectors. Contact ipg@samtec.com for more information.

This Series is non-standard, non-returnable.




### THROUGH-HOLE



LEAD STYLE	TAIL (B)
-01	(1.14) .045
-02	(1.91) .075
-04	(2.29) .090

## Looking for pricing, stock, or lifecycle information?

Click below to explore more details on WIN SOURCE:

-  [View FW-10-03-L-D-281-075-P-TR on WIN SOURCE](#)
-  [Samtec Inc. Information](#)

## Optimize Your Supply Chain with WIN SOURCE Solutions

-  Global Sourcing Solution
-  Obsolete Management
-  Cost Control Management
-  Shortage Management
-  Alternative Solution
-  Excess Inventory Management