



**THE DATASHEET OF
TCSD-10-D-23.94-01-N-D12-R**



TIGER EYE™ IDC SOCKET CABLE



(2.00 mm) .0787" PITCH • TCSD SERIES

TCSD

Mates:

TMM, TMMH, STMM,
MMT, TW, MTMM, EHT,
ETMM (-SR), ZSTMM

SPECIFICATIONS

Insulator Material:

Black Glass Filled Polyester

Contact:

BeCu

Plating:

Au or Sn over

50 μ" (1.27 μm) Ni

Wire:

28 AWG 7/36 Stranded,

Tinned, Copper with

Gray PVC Insulator

Current Rating

(TCSD/STMM):

2.8 A per pin

(2 pins powered)

Operating Temp Range:

-40 °C to +105 °C

Lead Size Accepted:

(0.48 mm) .019" to

(0.53 mm) .021"

Insertion Depth:

(2.87 mm) .113" to

(3.17 mm) .125"

ALSO AVAILABLE

MOQ Required

Other sizes

Other platings

POLARIZING KEY

Specify PK-01-07 for polarizing key

(Available in wheels of six each).

Also polarizes SMM Series
socket strips.

SERIES	NO. PINS PER ROW	END OPTION	OVERALL LENGTH	01	PLATING OPTION	N	OTHER OPTION
--------	------------------	------------	----------------	----	----------------	---	--------------

TCSD
= Socket
Strip

**-04, -05,
-07, -08,
-10, -12,
-13, -15,
-17, -20,
-22, -25**
(Standard
sizes)

-S
= Single
End

-D
= Double
End

-"XX.XX"
= Assembled
Length

Leave blank for
standard
plating
30 μ" (0.76 μm)
Gold on
contact area

-F
= Gold flash
on contact

-N
= Notch
Polarization

-P "XX"
= Position
Polarization
(Specify "XX" as
position number.
Same position
will be polarized
on both ends)

-B "XX"
= Breakout
(Specify "XX"
as number of
conductors to
be broken out)

-RW
= Reverse Wiring
(Blue or black
wire opposite
position #1)

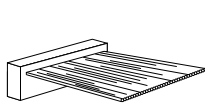
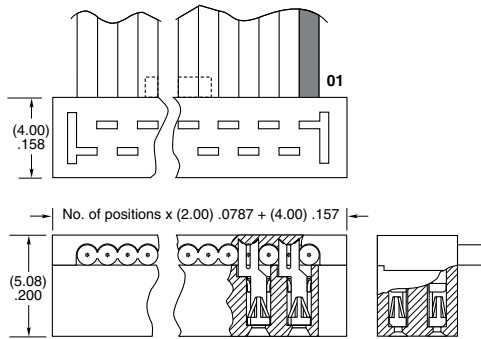
-D "XX"
= Daisy Chain

-SR
= Strain Relief
(Not available
with -O, -M, -R,
-DXX or -BXX)

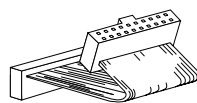
-R
= Reversed

-M
= Middle
Reversed
(Requires -DXX)

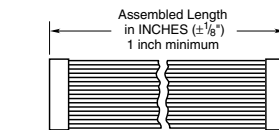
-O
= Outside
Reversed
(Requires -DXX)



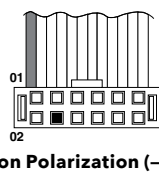
Single End (-S)



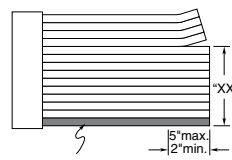
Double End (-D)



Assembled Length (-"XX.XX")

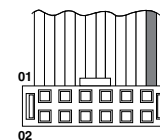


Position Polarization (-P "XX")

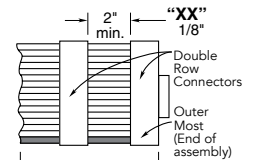


Breakout starts with Number 1
lead indicated by brown wire or
red stripe. Shown on top side.

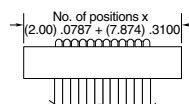
Breakout (-B "XX")



Reverse Wiring (-RW)



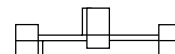
Daisy Chain (-D "XX")



Strain Relief (-SR)



Reversed (-R)



Middle Reversed (-M)





Outside Reversed (-O)

Note:

TCSD Series assemblies are
non-standard, non-returnable.

Looking for pricing, stock, or lifecycle information?

Click below to explore more details on WIN SOURCE:

-  [View TCSD-10-D-23.94-01-N-D12-R on WIN SOURCE](#)
-  [Samtec Inc. Information](#)

Optimize Your Supply Chain with WIN SOURCE Solutions

-  Global Sourcing Solution
-  Obsolete Management
-  Cost Control Management
-  Shortage Management
-  Alternative Solution
-  Excess Inventory Management