




**THE DATASHEET OF
FW-20-03-F-D-215-156-P-TR**



FLEX STACK

MICRO BOARD STACKER

(1.27 mm) .050" PITCH • FW SERIES



FW
Board Mates:
 CLP, FLE
Cable Mates:
 FFSD

FW	NO. OF PINS PER ROW	LEAD STYLE	PLATING OPTION	D	STACKER HEIGHT	POST HEIGHT	OPTION
----	---------------------	------------	----------------	---	----------------	-------------	--------

02 thru 50

Specify LEAD STYLE from chart

-F
 = Gold flash on post, Matte Tin on tail

-L
 = 10 μm (0.25 μm) Gold on post, Matte Tin on tail

-G
 = 10 μm (0.25 μm) Gold on post, Gold flash on tail

-"XXX"
 = Stacker Height (in inches)
 Example: $-.250$ = (6.35 mm) $.250$ "

-"XXX"
 = Post Height (in inches)
 (1.65 mm) $.065$ " minimum
 Example: $-.065$ = (1.65 mm) $.065$ "

-ES
 = End Shroud (-075 post height only. Mate only with CLP) (5.46 mm) $.215$ " to (15.49 mm) $.610$ " stacker height only 9 pins/row min.

-EP
 = End Shroud with Guide Post (-075 post height only. Mate only with CLP) (5.46 mm) $.215$ " to (15.49 mm) $.610$ " stacker height only 9 pins/row min.

-A
 = Alignment Pin (3 positions min.) (5.46 mm) $.215$ " to (15.75 mm) $.620$ " stacker height only (SMT only)

-P
 = Pick & Place Pad (5 positions min.) (SMT only)

-TR
 = Tape & Reel (Max overall height = Post+Stacker Height+Pad+Alignment Pin = (17.78) $.700$ " (SMT only)

-FR
 = Full Reel Tape & Reel (must order max. quantity per reel; contact Samtec for quantity breaks) (SMT only)

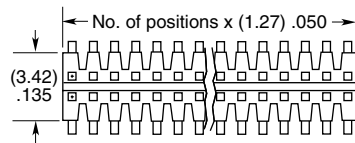
SPECIFICATIONS

Insulator Material:
 Black Liquid Crystal Polymer
Terminal Material:
 Phosphor Bronze
Plating:
 Sn or Au over 50 μm (1.27 μm) Ni
Operating Temp Range:
 -55 °C to +125 °C

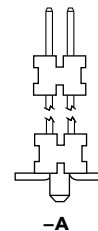
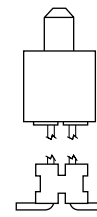
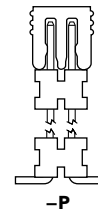
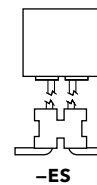
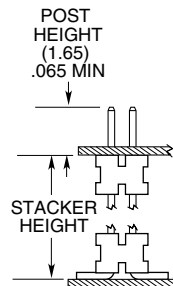
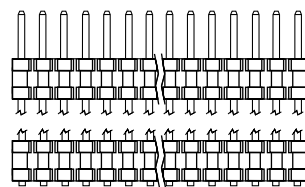
PROCESSING

Lead-Free Solderable:
 Yes
SMT Lead Coplanarity:
 (0.10 mm) $.004$ " max (02-30)
 (0.15 mm) $.006$ " max (31-50)*
 *(.004" stencil solution may be available; contact ipg@samtec.com)

LEAD STYLE	STACKER HEIGHT	STACKER + POST
-03	(5.46) to (8.51) $.215$ to $.335$	(7.11) to (10.16) $.280$ to $.400$
-05	(8.64) to (15.49) $.340$ to $.610$	(10.29) to (17.15) $.405$ to $.675$



SURFACE MOUNT



MATED HEIGHT

FW LEAD STYLE	CLP LEAD STYLE	MATED HEIGHT*
FW-XX-03-X-X-233-065	-02	8.13 mm) $.329$ "
FW-XX-03-X-X-303-065		9.91 mm) $.390$ "

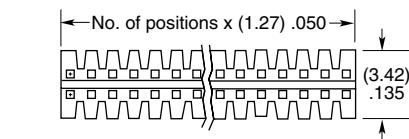
*Processing conditions will affect mated height.

ALSO AVAILABLE

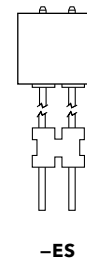
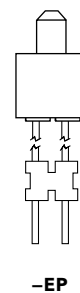
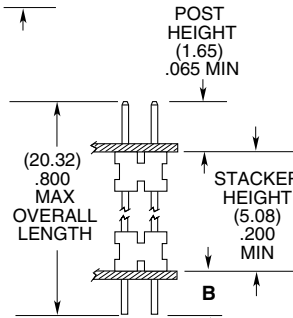
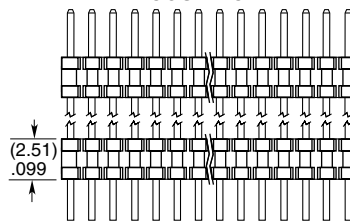
Smaller stack heights (MOQ Required)

Notes:
 For added mechanical stability, Samtec recommends mechanical board spacers be used in applications with gold or selective gold plated connectors. Contact ipg@samtec.com for more information.

This Series is non-standard, non-returnable.





THROUGH-HOLE



LEAD STYLE	TAIL (B)
-01	(1.14) $.045$
-02	(1.91) $.075$
-04	(2.29) $.090$

Looking for pricing, stock, or lifecycle information?

Click below to explore more details on WIN SOURCE:

-  [View FW-20-03-F-D-215-156-P-TR on WIN SOURCE](#)
-  [Samtec Inc. Information](#)

Optimize Your Supply Chain with WIN SOURCE Solutions

-  Global Sourcing Solution
-  Obsolete Management
-  Cost Control Management
-  Shortage Management
-  Alternative Solution
-  Excess Inventory Management