

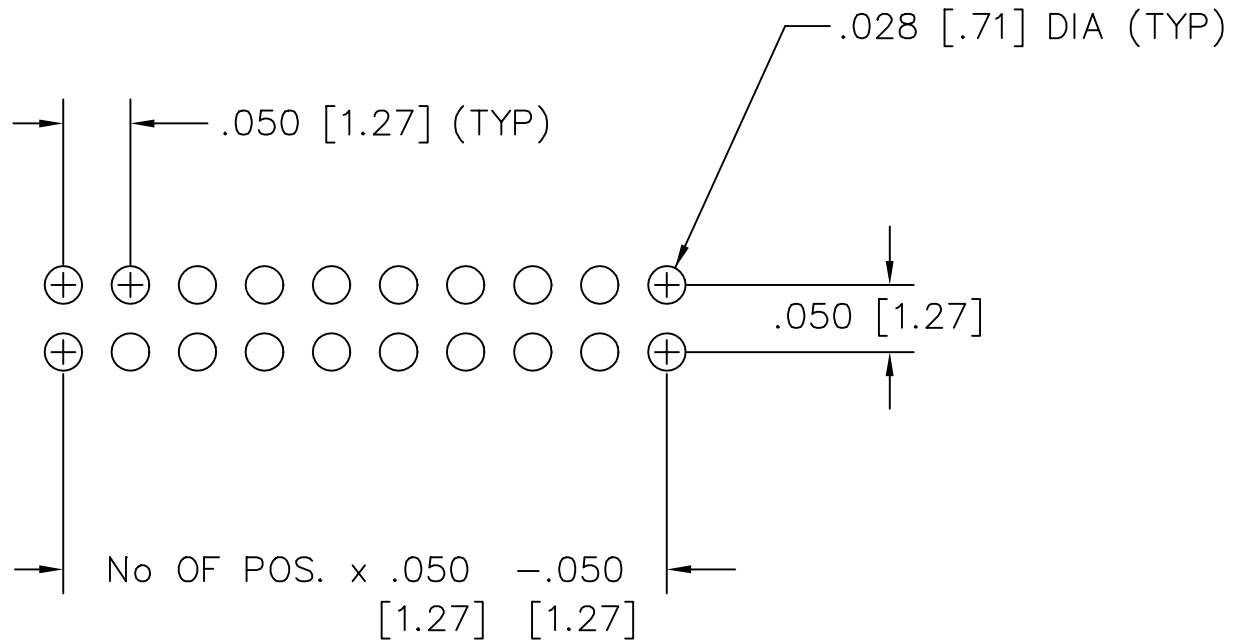


**THE DATASHEET OF  
FW-13-02-L-D-180-200**



REV. A

# RECOMMENDED P.C. BOARD LAYOUT FOR FW (DOUBLE)





PLOT SCALE: 1 = .1

MISC\MKTG\Footerprint  
FW-DTH

810 PROGRESS BLVD. NEW ALBANY, INDIANA 47150  
PHONE (812) 944-6733 P.O. BOX 1147

## Looking for pricing, stock, or lifecycle information?

Click below to explore more details on WIN SOURCE:

-  [View FW-13-02-L-D-180-200 on WIN SOURCE](#)
-  [Samtec Inc. Information](#)

## Optimize Your Supply Chain with WIN SOURCE Solutions

-  Global Sourcing Solution
-  Obsolete Management
-  Cost Control Management
-  Shortage Management
-  Alternative Solution
-  Excess Inventory Management