




**THE DATASHEET OF  
FJH-50-D-15.94-4**



# FLAT FLEXIBLE CABLE (FFC) JUMPER & SOCKET



(0.50 mm) .0197" PITCH • FJH/ZF5S SERIES

**FJH**  
Mates:  
ZF5S

## SPECIFICATIONS

**Conductor:**  
Tin Plated Copper  
**Conductor Resistance:**  
1000 Ω/km max  
**Current Rating:**  
1.8 A per pin  
(1 pin powered)  
**Operating Temp Range:**  
-55 °C to +80 °C  
**Voltage Rating:**  
195 VAC

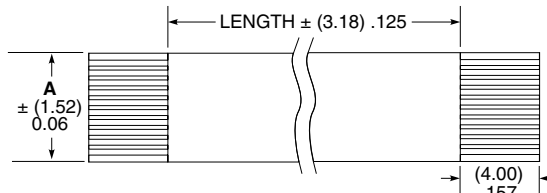
**ALSO AVAILABLE**  
MOQ Required

Other Platings

## OTHER SOLUTIONS

For 1.00 mm pitch flat flexible cable series, visit:  
[www.samtec.com?FJ](http://www.samtec.com?FJ)  
[www.samtec.com?ZF1](http://www.samtec.com?ZF1)  
[www.samtec.com?FC1](http://www.samtec.com?FC1)

FJH	NO. OF POSITIONS	STYLE	LENGTH	STRIP LENGTH
	-10, -15, -20, -25, -30, -40, -43, -50 (Standard sizes)	-D = Double End  -R = Reversed End	Length in inches <b>-03.00</b> = (76.2 mm) 3.00" <b>-06.00</b> = (152.4 mm) 6.00" <b>-12.00</b> = (304.8 mm) 12.00" <b>-24.00</b> = (609.6 mm) 24.00" (Standard Lengths)	<b>-4</b> = (4.00 mm) .157"



NO. OF POSITIONS	A
-10	(5.50) .217
-15	(8.00) .315
-20	(10.50) .413
-25	(13.00) .512
-30	(15.50) .610
-40	(20.50) .807
-43	(22.00) .866
-50	(25.50) 1.00

**Notes:**  
Stiffener color will be blue or black at Samtec's discretion.  
Some sizes, styles and options are non-standard, non-returnable.

-D STYLE

-R STYLE

**ZF5S**  
Mates:  
FJH

## SPECIFICATIONS

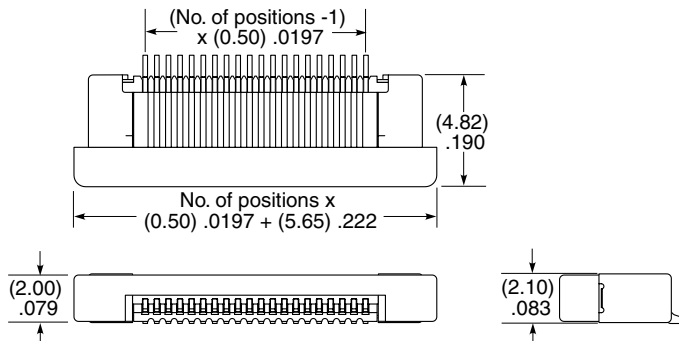
**Insulator Material:**  
Natural LCP  
**Contact Material:**  
Phosphor Bronze  
**Plating:**  
Sn over 50 μ" (1.27 μm) Ni  
**Weld Tab:**  
Phosphor Bronze  
**Operating Temp Range:**  
-55 °C to +105 °C  
**Current Rating:**  
1.8 A per pin  
(1 pin powered)

## PROCESSING

**Lead-Free Solderable:**  
Yes  
**SMT Lead Coplanarity:**  
(0.10 mm) .004" max (10-30)  
(0.15 mm) .006" max (40-50)\*  
\*(.004" stencil solution may be available; contact ipg@samtec.com)

**Note:**  
Some sizes, styles and options are non-standard, non-returnable.

ZF5S	NO. OF POSITIONS	LEAD STYLE	PLATING OPTION	WT	OPTION
	-10, -15, -20, -25, -30, -40, -43, -50 (Standard sizes)	-01 = Contact Bottom	-T = Matte Tin	-WT = Weld Tab	-K = (3.00 mm) .118" DIA Polyimide Film Pick & Place Pad  -TR = Tape & Reel  -FR = Full Reel Tape & Reel (must order max. quantity per reel; contact Samtec for quantity breaks)



**ALSO AVAILABLE**  
MOQ Required

Vertical  
Contact top  
Other positions

## Looking for pricing, stock, or lifecycle information?

Click below to explore more details on WIN SOURCE:

 [View FJH-50-D-15.94-4 on WIN SOURCE](#)

 [Samtec Inc. Information](#)

## Optimize Your Supply Chain with WIN SOURCE Solutions

-  Global Sourcing Solution
-  Obsolete Management
-  Cost Control Management
-  Shortage Management
-  Alternative Solution
-  Excess Inventory Management