




THE DATASHEET OF IPBD-02-D



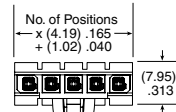


SERIES	PINS PER ROW	WIRE GAUGE	K	ASSEMBLED LENGTH	END OPTION	LATCH OPTION
PMSD = Double Row PVC Cable	-02,	-16	-K = Keyed Polarization	-"XX.XX" = Wire length in inches (88.90 mm) 03.50" min.	-S = Single Ended	-LUS = Plastic Latch up, straight
PMSDT = Double Row Blue *Teflon™ Fluoropolymer Cable (24 AWG only)	-03, -04,	-18			-D = Double Ended (Latch Required)	-LDS = Plastic Latch down, straight
PMSS = Single Row PVC Cable	-05, -08,	-206 (20 AWG/ 600 volts)				-LUX* = Plastic Latch up, crossed
PMSST = Single Row Blue *Teflon™ Fluoropolymer Cable (24 AWG)	-10, -15* (Standard sizes) *Only available for double row	-22				-LDX* = Plastic Latch down, crossed
		-24				*(PMSD/PMSDT only)

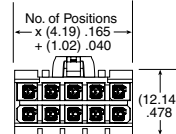
PMSD, PMSDT, PMSS, PMSST
Board Mates:
IPBT

SPECIFICATIONS

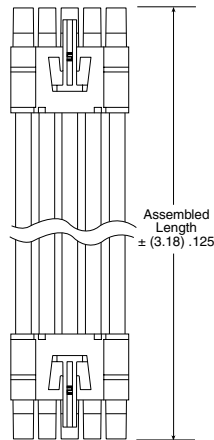
Insulator Material: Valox 457
Contact Material: Phosphor Bronze
Plating: Sn over 50 μ" (1.27 μm) Ni
Operating Temp Range: -10 °C to +105 °C (PVC)
 -40 °C to +105 °C (Teflon™ Fluoropolymer)



PMSD/PMSST



PMSS/PMSSD



PMSD/IPBT		
WIRE GAUGE	CURRENT RATING (PER PIN)	VOLTAGE RATING
16 AWG	*10.3 A	424 VAC/600 VDC (PVC)
18 AWG	*8.8 A	
22 AWG	*5.7 A	300 VAC/424 VDC (PVC)
24 AWG	*5.2 A	424 VAC/600 VDC (PVC)
		300 VAC/424 VDC (PMSXT)

*2 PINS POWERED

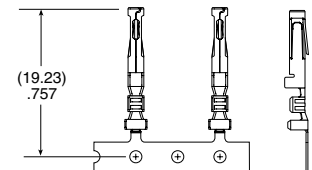
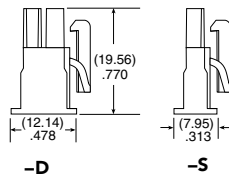
*Teflon™ is a trademark of The Chemours Company FC, LLC used under license by Samtec.

Notes: Teflon™ Fluoropolymer cable is intended for crimp only. Contact Samtec for solderable cable applications.

For wiring option information refer to drawing on web.

View complete specifications at: samtec.com?PMSD, samtec.com?PMSDT, samtec.com?PMSS & samtec.com?PMSST

IPBD	POSITIONS PER ROW	ROW OPTION	K	SERIES	WIRE GAUGE	01	T	SP
	-02, -03, -04, -05, -08, -10, -15 (Standard sizes)	-S = Single Row -D = Double Row	-K = Keyed Polarization	CC69L = Contact, Loose	-2024 = 20 to 24 AWG		-T = Tin	
				CC69R = Contact, Full Reel (4,000 Parts per Reel)	-1620 = 16 to 20 AWG			



TOOLING	
Hand Tool: CAT-HT-169-1620-13 (16-20 AWG) Hand Tool: CAT-HT-169-2024-13 (20-24 AWG)	Mini Applicator: CAT-MC-169-1620-XX-02 (16-20 AWG) Mini Applicator: CAT-MC-169-2024-XX-01 (20-24 AWG) Extraction Tool: CAT-EX-169-01

Note: Some lengths, styles and options are non-standard, non-returnable.

View complete specifications at: samtec.com?IPBD, samtec.com?CC69L & samtec.com?CC69R

Looking for pricing, stock, or lifecycle information?

Click below to explore more details on WIN SOURCE:

 [View IPBD-02-D on WIN SOURCE](#)

 [Samtec Inc. Information](#)

Optimize Your Supply Chain with WIN SOURCE Solutions

-  Global Sourcing Solution
-  Obsolete Management
-  Cost Control Management
-  Shortage Management
-  Alternative Solution
-  Excess Inventory Management