



**THE DATASHEET OF
CMR1F-02M TR13 PBFREE**



CMR1F-02M CMR1F-08M
 CMR1F-04M CMR1F-10M
 CMR1F-06M

**SURFACE MOUNT SILICON
 FAST RECOVERY RECTIFIERS
 1.0 AMP, 200 THRU 1000 VOLT**



SMA CASE



www.centrasemi.com

DESCRIPTION:

The CENTRAL SEMICONDUCTOR CMR1F-02M series 1.0 Amp surface mount silicon rectifier is a well constructed, highly reliable component designed for use in all types of commercial, industrial, entertainment, computer, and automotive applications where small size is required. The SMA case occupies 30% less board space than the SMB case.

MARKING CODE: SEE MARKING CODE TABLE ON FOLLOWING PAGE

FEATURES:

- High reliability
- Glass passivated chip
- Special selections available

MAXIMUM RATINGS: (T_A=25°C unless otherwise noted)

| | SYMBOL | -02M | -04M | -06M | -08M | -10M | UNITS |
|---|-----------------------------------|------|------|-------------|------|------|-------|
| Peak Repetitive Reverse Voltage | V _R RM | 200 | 400 | 600 | 800 | 1000 | V |
| DC Blocking Voltage | V _R | 200 | 400 | 600 | 800 | 1000 | V |
| RMS Reverse Voltage | V _R (RMS) | 140 | 280 | 420 | 560 | 700 | V |
| Average Forward Current (T _L =120°C) | I _O | | | 1.0 | | | A |
| Peak Forward Surge Current, tp=8.3ms | I _{FSM} | | | 30 | | | A |
| Operating and Storage | | | | | | | |
| Junction Temperature | T _J , T _{stg} | | | -65 to +150 | | | °C |
| Thermal Resistance | θ _{JL} | | | 30 | | | °C/W |

ELECTRICAL CHARACTERISTICS: (T_A=25°C unless otherwise noted)

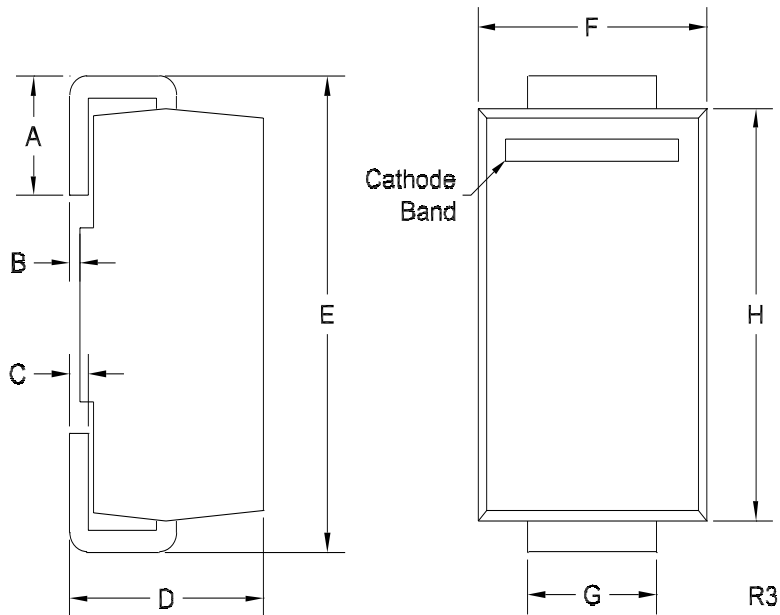
| SYMBOL | TEST CONDITIONS | MIN | MAX | UNITS |
|-----------------|--|-----|-----|-------|
| I _R | V _R =Rated V _R RM | | 5.0 | μA |
| I _R | V _R =Rated V _R RM, T _A =125°C | | 200 | μA |
| V _F | I _F =1.0A | | 1.3 | V |
| C _J | V _R =0, f=1.0MHz | | 35 | pF |
| t _{rr} | I _F =0.5A, I _R =1.0A, I _{rr} =0.25A (CMR1F-02M, -04M) | | 150 | ns |
| t _{rr} | I _F =0.5A, I _R =1.0A, I _{rr} =0.25A (CMR1F-06M) | | 250 | ns |
| t _{rr} | I _F =0.5A, I _R =1.0A, I _{rr} =0.25A (CMR1F-08M, -10M) | | 500 | ns |

CMR1F-02M CMR1F-08M
 CMR1F-04M CMR1F-10M
 CMR1F-06M



**SURFACE MOUNT SILICON
 FAST RECOVERY RECTIFIERS
 1.0 AMP, 200 THRU 1000 VOLT**

SMA CASE - MECHANICAL OUTLINE



| DEVICE | MARKING CODE |
|-----------|--------------|
| CMR1F-02M | CF02M |
| CMR1F-04M | CF04M |
| CMR1F-06M | CF06M |
| CMR1F-08M | CF08M |
| CMR1F-10M | CF10M |

| DIMENSIONS | | | | |
|------------|--------|-------|-------------|------|
| SYMBOL | INCHES | | MILLIMETERS | |
| | MIN | MAX | MIN | MAX |
| A | 0.030 | 0.060 | 0.76 | 1.52 |
| B | 0.002 | 0.008 | 0.05 | 0.20 |
| C | 0.006 | 0.012 | 0.15 | 0.30 |
| D | 0.078 | 0.103 | 1.98 | 2.62 |
| E | 0.188 | 0.220 | 4.78 | 5.59 |
| F | 0.090 | 0.115 | 2.29 | 2.92 |
| G | 0.050 | 0.070 | 1.27 | 1.78 |
| H | 0.157 | 0.181 | 3.99 | 4.60 |

SMA (REV:R3)

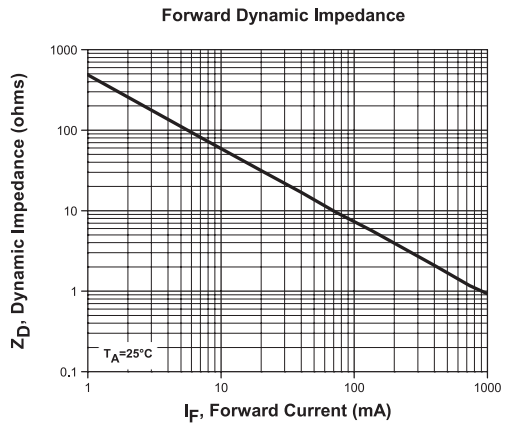
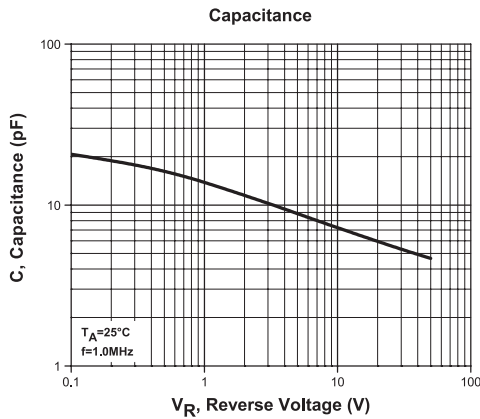
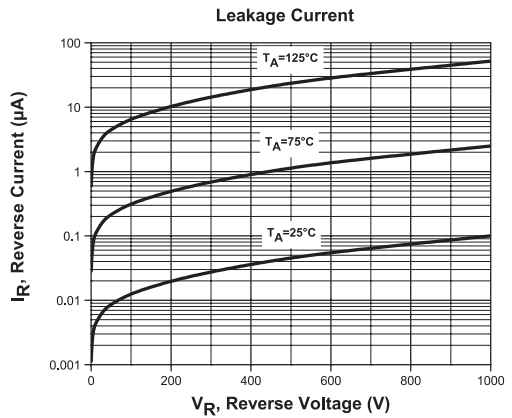
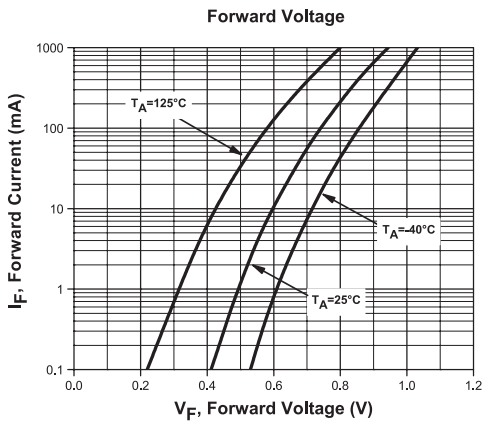
R5 (02-June 2023)

CMR1F-02M CMR1F-08M
 CMR1F-04M CMR1F-10M
 CMR1F-06M



**SURFACE MOUNT SILICON
 FAST RECOVERY RECTIFIERS
 1.0 AMP, 200 THRU 1000 VOLT**

TYPICAL ELECTRICAL CHARACTERISTICS

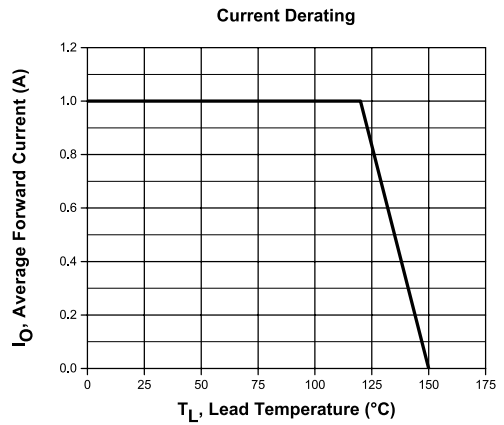
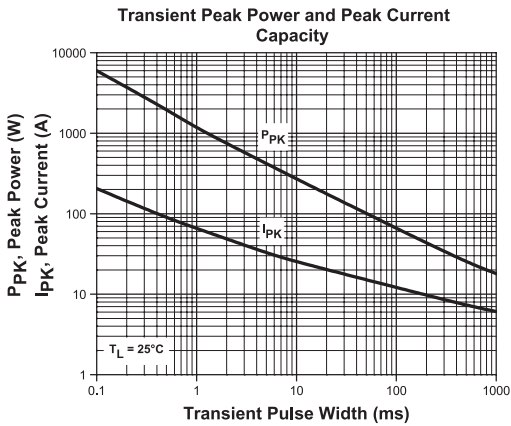


CMR1F-02M CMR1F-08M
CMR1F-04M CMR1F-10M
CMR1F-06M



SURFACE MOUNT SILICON
FAST RECOVERY RECTIFIERS
1.0 AMP, 200 THRU 1000 VOLT

TYPICAL ELECTRICAL CHARACTERISTICS



OUTSTANDING SUPPORT AND SUPERIOR SERVICES



PRODUCT SUPPORT

Central's operations team provides the highest level of support to insure product is delivered on-time.

- Supply management (Customer portals)
- Inventory bonding
- Consolidated shipping options
- Custom bar coding for shipments
- Custom product packing

DESIGNER SUPPORT/SERVICES

Central's applications engineering team is ready to discuss your design challenges. Just ask.

- Free quick ship samples (2nd day air)
- Online technical data and parametric search
- SPICE models
- Custom electrical curves
- Environmental regulation compliance
- Customer specific screening
- Up-screening capabilities
- Special wafer diffusions
- PbSn plating options
- Package details
- Application notes
- Application and design sample kits
- Custom product and package development

REQUESTING PRODUCT PLATING

1. If requesting Tin/Lead plated devices, add the suffix "TIN/LEAD" to the part number when ordering (example: 2N2222A TIN/LEAD).
2. If requesting Lead (Pb) Free plated devices, add the suffix "PBFREE" to the part number when ordering (example: 2N2222A PBFREE).

CONTACT US

Corporate Headquarters & Customer Support Team

Central Semiconductor Corp.
145 Adams Avenue
Hauppauge, NY 11788 USA
Main Tel: (631) 435-1110
Main Fax: (631) 435-1824
Support Team Fax: (631) 435-3388
www.centrasemi.com

Worldwide Field Representatives:
www.centrasemi.com/wwreps

Worldwide Distributors:
www.centrasemi.com/wwdistributors

For the latest version of Central Semiconductor's **LIMITATIONS AND DAMAGES DISCLAIMER**, which is part of Central's Standard Terms and Conditions of sale, visit: www.centrasemi.com/terms

Looking for pricing, stock, or lifecycle information?

Click below to explore more details on WIN SOURCE:

- [⊖ View **CMR1F-02M TR13 PBFREE** on WIN SOURCE](#)
- [⊖ **Central Semiconductor Corp** Information](#)

Optimize Your Supply Chain with WIN SOURCE Solutions

- ✓ Global Sourcing Solution
- ✓ Obsolete Management
- ✓ Cost Control Management
- ✓ Shortage Management
- ✓ Alternative Solution
- ✓ Excess Inventory Management