




**THE DATASHEET OF
M55342K02B54A9RWS**



QPL MIL-PRF-55342 Qualified Thin Film Resistor, Surface-Mount Chip

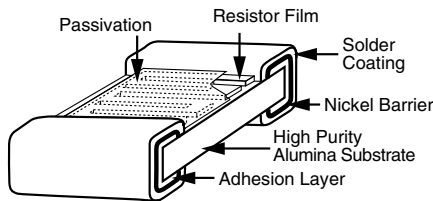


LINKS TO ADDITIONAL RESOURCES



Thin Film Mil chip resistors feature all sputtered wraparound termination for excellent adhesion and dimensional uniformity. They are ideal in applications requiring stringent performance requirements. Established reliability is assured through 100 % screening and extensive environmental lot testing.

CONSTRUCTION



FEATURES

- Established reliability, “S” and “V” failure rate level (10 ppm), C = 2
- High purity alumina substrate
- Wraparound termination featuring a tenacious adhesion layer covered with an electroplated nickel barrier layer for +150 °C operating conditions
- Very low noise and voltage coefficient (< -25 dB, 0.1 ppm/V)
- Non-inductive
- Laser-trimmed tolerances $\pm 0.1\%$
- Wraparound resistance less than 0.010 Ω typical
- In-lot tracking less than 5 ppm/°C
- Complete MIL-testing available in-house
- Antistatic waffle pack or tape and reel packaging available
- Military / aerospace / QPL

TYPICAL PERFORMANCE

	ABSOLUTE
■	
TCR	25
TOL.	0.1

STANDARD ELECTRICAL SPECIFICATIONS

TEST	SPECIFICATIONS	CONDITIONS
Material	Tamelox resistor film (passivated nichrome)	-
Resistance Range	10 Ω to 6.19 M Ω	-
TCR: Absolute	± 25 ppm/°C to ± 300 ppm/°C	-55 °C to +125 °C
Tolerance: Absolute	$\pm 0.1\%$, $\pm 0.25\%$, $\pm 0.5\%$, $\pm 1\%$, $\pm 2\%$, 5% , $\pm 10\%$	+25 °C
Stability: Absolute	$\Delta R \pm 0.02\%$	2000 h at +70 °C
Stability: Ratio	-	-
Voltage Coefficient	0.1 ppm/V	-
Working Voltage	30 V to 200 V	-
Operating Temperature Range	-65 °C to +150 °C	-
Storage Temperature Range	-65 °C to +150 °C	-
Noise	< -25 dB	-
Shelf Life Stability: Absolute	$\Delta R \pm 0.01\%$	1 year at +25 °C

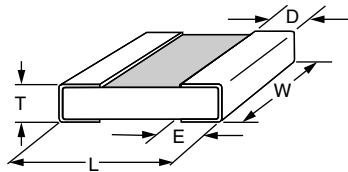


COMPONENT RATINGS						
CASE SIZE	POWER RATING (mW)	WORKING VOLTAGE (V)	RESISTANCE RANGE (Ω) BY CHARACTERISTICS TOLERANCE			
			E (0.1 %, 0.25 %, 0.5 %)	E (1 %, 2 %, 5 %, 10 %)	H, K, L, M (0.1 %, 0.25 %, 0.5 %)	H, K, L, M (1 %, 2 %, 5 %, 10 %)
M55342/01	50	40	49.9 to 150K	49.9 to 150K	20 to 150K	20 to 150K
M55342/02	125	40	49.9 to 301K	49.9 to 301K	20 to 301K	20 to 301K
M55342/03	200	75	49.9 to 649K	49.9 to 649K	10 to 649K	10 to 649K
M55342/04	150	125	49.9 to 1.69M	49.9 to 1.69M	10 to 1.69M	10 to 1.69M
M55342/05	225	175	49.9 to 3.16M	49.9 to 3.16M	10 to 3.16M	10 to 3.16M
M55342/06	150	50	49.9 to 475K	49.9 to 475K	10 to 475K	10 to 475K
D55342/07	250	100	49.9 to 1.5M	49.9 to 1.5M	10 to 1.5M	10 to 1.5M
M55342/08	800	150	49.9 to 4.02M	49.9 to 4.02M	10 to 4.02M	10 to 4.02M
M55342/09	1000	200	49.9 to 6.19M	49.9 to 6.19M	10 to 6.19M	10 to 6.19M
M55342/10	500	75	49.9 to 1M	49.9 to 1M	49.9 to 1M	49.9 to 1M
M55342/11	50	30	49.9 to 100K	49.9 to 100K	20 to 100K	20 to 100K
M55342/12	100	50	49.9 to 258K	49.9 to 261K	10 to 258K	10 to 261K

Note

- Values listed are a guide, refer to MIL spec for value / tolerance allowance

DIMENSIONS in inches



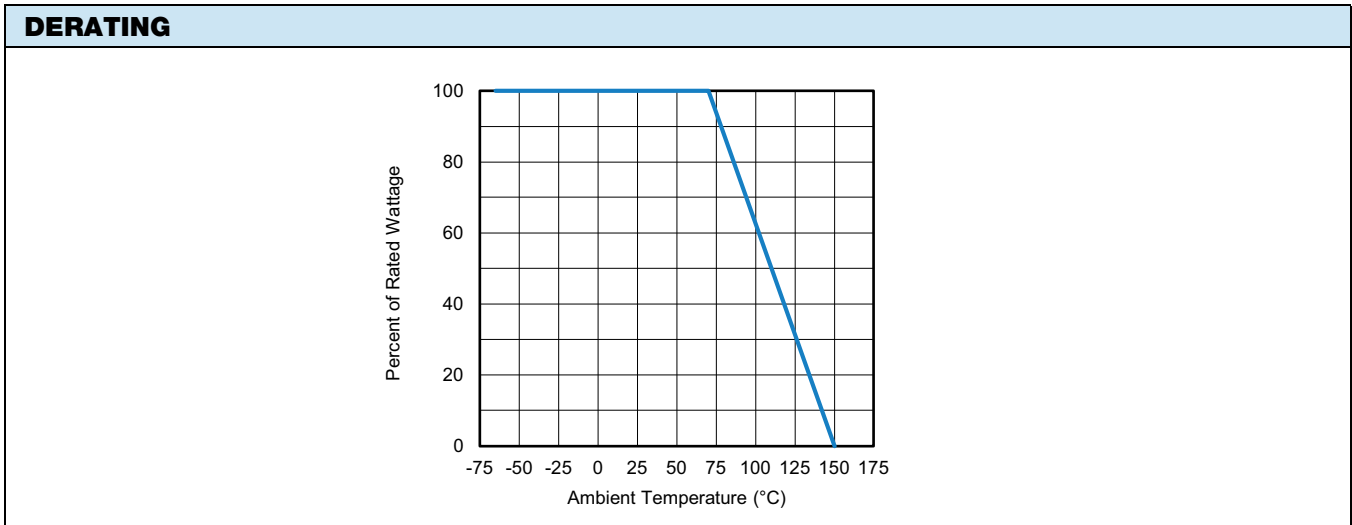
CASE SIZE	TERM.	L	W	T	D	E	WEIGHT (g)
M55342/01	B	0.055 ± 0.006	0.025 ± 0.005	0.010 to 0.033	0.010 ± 0.005	0.015 ± 0.005	0.002
M55342/02	B	0.055 ± 0.006	0.050 ± 0.005	0.010 to 0.033	0.010 ± 0.005	0.015 ± 0.005	0.004
M55342/03	B	0.105 ± 0.007	0.050 ± 0.005	0.010 to 0.033	0.015 ± 0.005	0.015 ± 0.005	0.006
M55342/04	B	0.155 ± 0.007	0.050 ± 0.005	0.015 to 0.033	0.015 ± 0.005	0.015 ± 0.005	0.011
M55342/05	B	0.230 ± 0.007	0.075 ± 0.005	0.010 to 0.033	0.020 ± 0.005	0.020 ± 0.005	0.017
M55342/06	B	0.080 ± 0.006	0.050 ± 0.005	0.010 to 0.033	0.016 ± 0.008	0.015 ± 0.005	0.005
D55342/07	B	0.126 ± 0.008	0.063 ± 0.005	0.010 to 0.033	0.020 ± 0.005 / - 0.010	0.020 ± 0.005 / - 0.010	0.009
M55342/08	B	0.209 ± 0.009 / - 0.018	0.098 ± 0.005	0.010 to 0.033	0.020 ± 0.005	0.020 ± 0.005	0.022
M55342/09	B	0.259 ± 0.009 / - 0.015	0.124 ± 0.005	0.010 to 0.033	0.020 ± 0.005	0.020 ± 0.005	0.033
M55342/10	B	0.105 ± 0.007	0.100 ± 0.005	0.010 to 0.033	0.015 ± 0.005	0.015 ± 0.005	0.011
M55342/11	B	0.040 ± 0.005	0.022 ± 0.005	0.010 to 0.033	0.010 ± 0.005	0.010 ± 0.005	0.002
M55342/12	B	0.064 ± 0.006	0.032 ± 0.005	0.010 to 0.033	0.012 ± 0.005	0.015 ± 0.005	0.003



ENVIRONMENTAL TESTS		
ENVIRONMENTAL TEST	MIL-PRF-55342 LIMITS ($\Delta R \pm$)	VISHAY PERFORMANCE ($\Delta R \pm$)
Thermal Shock	0.1 %	0.020 %
Low Temperature Operation	0.1 %	0.025 %
Short Time Overload	0.1 %	0.050 %
High Temperature Exposure	0.1 %	0.009 %
Resistance to Bonding	0.2 %	0.006 %
Moisture Resistance	0.2 %	0.004 %
TCR	$\pm 25 \text{ ppm}/^\circ\text{C}$	$< 15 \text{ ppm}/^\circ\text{C}$
Life (2000 h at + 70 °C)	0.5 %	0.02 %
Life (10 000 h at + 70 °C)	2.0 %	0.04 %

MECHANICAL SPECIFICATIONS	
Resistive Element	Tamelox
Substrate Material	Alumina
Chip Terminations	Solder over nickel
Fused Solder	Tin / lead solder alloy

FSCM CAGE # - 57489





GLOBAL PART NUMBER INFORMATION																	
New Global Part Numbering: M55342E06B1C00RTS																	
M	5	5	3	4	2	E	0	6	B	1	C	0	0	R	T	S	V
GLOBAL MODEL	TCR CHARACTERISTIC	CASE SIZE	TERMINATION	OHMIC VALUE			FAILURE RATE	PACKAGING			THIN FILM CODE (1)						
M55342 or D55342 (/07 size only)	E = 25 ppm/°C H = 50 ppm/°C K = 100 ppm/°C L = 200 ppm/°C M = 300 ppm/°C	01 = 0502 02 = 0505 03 = 1005 04 = 1505 05 = 2208 06 = 0705 07 = 1206 08 = 2010 09 = 2512 10 = 1010 11 = 0402 12 = 0603	B = solderable	Three digits and a letter. Letter identifies tolerance, acts as multiplier and decimal locator. MULTIPLIER Tolerance 1 Ω 1 kΩ 1 MΩ 0.1 % A B C 0.25 % R U V 0.5 % W Y Z 1 % D E F 2 % G H T 5 % J K L 10 % M N P			M = 1.0 % per 1000 h P = 0.1 % per 1000 h R = 0.01 % per 1000 h U = 0.01 % per 1000 h ⁽³⁾ S = 0.001 % per 1000 h V = 0.001 % per 1000 h ⁽³⁾ C = non ER version	Standard Packaging: BS = BULK 25 min., 1 mult. WS = WAFFLE 25 min., 1 mult. W0 = WAFFLE 100 min., 100 mult. TAPE AND REEL T0 = 100 min., 100 mult. T1 = 1000 min., 1000 mult. T3 = 300 min., 300 mult. T5 = 500 min., 500 mult. TF = full reel (2K, 4K, or 5K dependent on case size) per tape and reel document 60034 TS = 25 min., 1 mult. Special Packaging: WAFFLE WI = 25 min., 1 mult. (item single lot date code) WP = 25 min., 1 mult. (package unit single lot date code) TAPE AND REEL TI = 25 min., 1 mult. (item single lot date code) TP = 25 min., 1 mult. (package unit single lot date code)			V for K, L, and M TCR W/tolerance ≥ 1 % M = part marked (2)						
Historical Part Number Example: M55342K06B5E60R (for reference purposes only)																	
M55342	K	06	B	5E60		R											
SERIES	TCR CHARACTERISTIC	CASE SIZE	TERMINATION	VALUE AND TOLERANCE		FAILURE RATE											

Notes

- For M/D55342 T-level failure rate options please see VTF E/H (T-level) datasheet: www.vishay.com/ppg?60060
- (1) Only add a V at the end of part number to specify Vishay Dale Thin Film for K, L and M TCR and tolerance 1 % and higher
- (2) Option 1 marking only. Case sizes 01, 02, 11, and 12 not available due to size
- (3) Failure rate U and V require group A and B testing on a production lot basis



Disclaimer

ALL PRODUCT, PRODUCT SPECIFICATIONS AND DATA ARE SUBJECT TO CHANGE WITHOUT NOTICE TO IMPROVE RELIABILITY, FUNCTION OR DESIGN OR OTHERWISE.

Vishay Intertechnology, Inc., its affiliates, agents, and employees, and all persons acting on its or their behalf (collectively, "Vishay"), disclaim any and all liability for any errors, inaccuracies or incompleteness contained in any datasheet or in any other disclosure relating to any product.

Vishay makes no warranty, representation or guarantee regarding the suitability of the products for any particular purpose or the continuing production of any product. To the maximum extent permitted by applicable law, Vishay disclaims (i) any and all liability arising out of the application or use of any product, (ii) any and all liability, including without limitation special, consequential or incidental damages, and (iii) any and all implied warranties, including warranties of fitness for particular purpose, non-infringement and merchantability.

Statements regarding the suitability of products for certain types of applications are based on Vishay's knowledge of typical requirements that are often placed on Vishay products in generic applications. Such statements are not binding statements about the suitability of products for a particular application. It is the customer's responsibility to validate that a particular product with the properties described in the product specification is suitable for use in a particular application. Parameters provided in datasheets and / or specifications may vary in different applications and performance may vary over time. All operating parameters, including typical parameters, must be validated for each customer application by the customer's technical experts. Product specifications do not expand or otherwise modify Vishay's terms and conditions of purchase, including but not limited to the warranty expressed therein.

Hyperlinks included in this datasheet may direct users to third-party websites. These links are provided as a convenience and for informational purposes only. Inclusion of these hyperlinks does not constitute an endorsement or an approval by Vishay of any of the products, services or opinions of the corporation, organization or individual associated with the third-party website. Vishay disclaims any and all liability and bears no responsibility for the accuracy, legality or content of the third-party website or for that of subsequent links.

Vishay products are not designed for use in life-saving or life-sustaining applications or any application in which the failure of the Vishay product could result in personal injury or death unless specifically qualified in writing by Vishay. Customers using or selling Vishay products not expressly indicated for use in such applications do so at their own risk. Please contact authorized Vishay personnel to obtain written terms and conditions regarding products designed for such applications.

No license, express or implied, by estoppel or otherwise, to any intellectual property rights is granted by this document or by any conduct of Vishay. Product names and markings noted herein may be trademarks of their respective owners.

Looking for pricing, stock, or lifecycle information?

Click below to explore more details on WIN SOURCE:

 [View M55342K02B54A9RWS on WIN SOURCE](#)

 [Vishay Information](#)

Optimize Your Supply Chain with WIN SOURCE Solutions

-  Global Sourcing Solution
-  Obsolete Management
-  Cost Control Management
-  Shortage Management
-  Alternative Solution
-  Excess Inventory Management