




**THE DATASHEET OF
CAN431115002451K**



**MULTILAYER CERAMIC ANTENNA
FOR BLUETOOTH & WLAN IEEE 802.11b (2.45G Hz ISM Band)
(Long Shape)**

Product Specification¹ (Preliminary)

QUICK REFERENCE DATA

Dimension	8* 3.5 * 0.9 mm	
Central Frequency*	2.45 GHz	
Bandwidth	>100 MHz	
Gain	0dBi max	
VSWR	2.0 max	
Polarization	Linear	
Azimuth	Omni-directional	
Impedance	50Ω	
Operating Temperature	-55~125 °C	
Termination	Ni/Sn (Environmentally-Friendly Leadless)	
Resistance to soldering heat	260°C, 10 sec.	
Maximum Power	1W	

* Three types of antenna are available for central frequency adjustment (type 245, type 260, type 270)



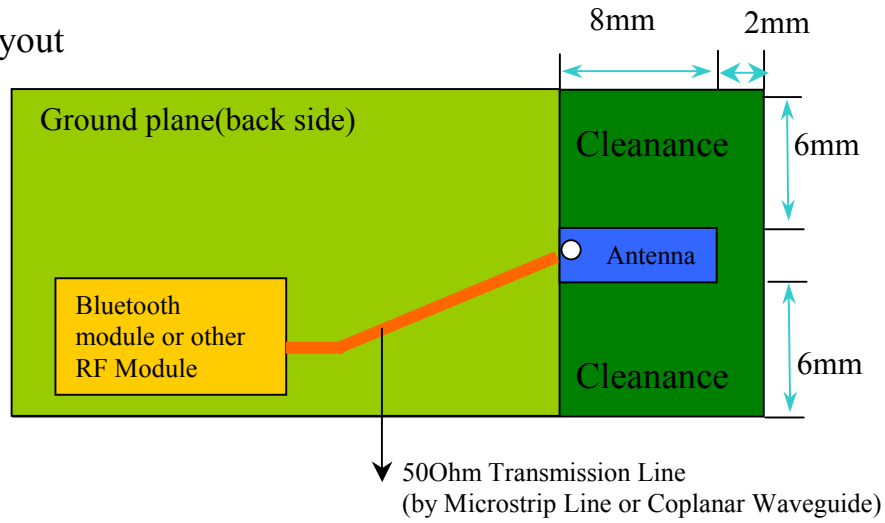
Special Environmental Concerns- Green Products Design: The foil making process is using environmentally-friendly aqueous solvent technology. Termination is lead free (Pb free) and packing materials can be re-cycled

¹ All the technical data and information contained herein are subject to change without priot notice

HF R&D	Print date 01/12/13	Preliminary internal use only			
	Long Shape				Aug. 6, 01
	Multilayer Ceramic Antenna for Bluetooth (ISM Band 2.45GHz)		4311 115 00245/260/270		
Grant Lin/Cliff		2001-08-06	Page 1	sheet 190-1	A4
spec.doc	Phycomp Taiwan Ltd.				

APPLICATION

Suggested Layout



DIMENSIONAL DATA

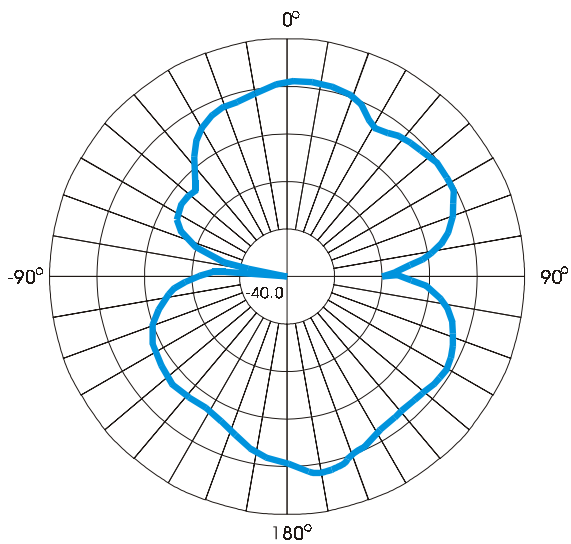
Figure	Dimension	Port
	L 8±0.25 mm W 3.5±0.2 mm T 0.9±0.2 mm F 1.25±0.25 mm C 0.5±0.3 mm S1 1.25±0.25 mm	- - - Feed Termination - NC Solder Termination

HF R&D	Print date 01/12/13	Preliminary internal use only			
	Long Shape				Aug. 6, 01
	Multilayer Ceramic Antenna for Bluetooth (ISM Band 2.45GHz)		4311 115 00245/260/270		
Grant Lin/Cliff		2001-08-06	Page 2	sheet 190-2	A4
spec.doc	Phycomp Taiwan Ltd.				

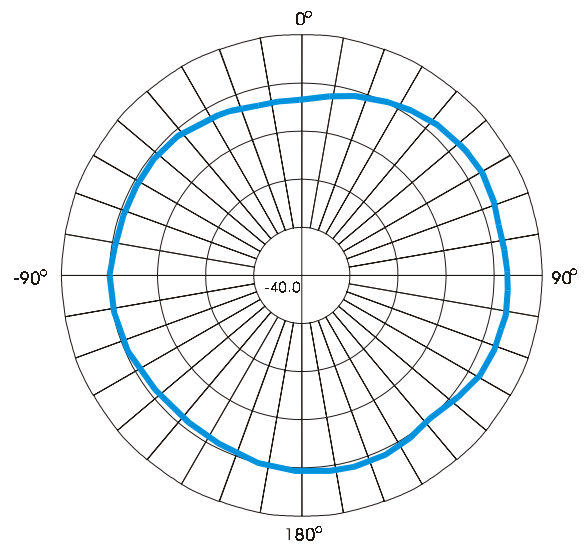
SOLDER LAND PATTERN

Figure		Dimensions		Remark
		L	9 ± 0.10 mm	Feed Pad
		F	1.40 ± 0.10 mm	
		C	0.90 ± 0.10 mm	
		S1	1.40 ± 0.10 mm	NC Mount Pad

Radiation Pattern Polar plot



E Plane

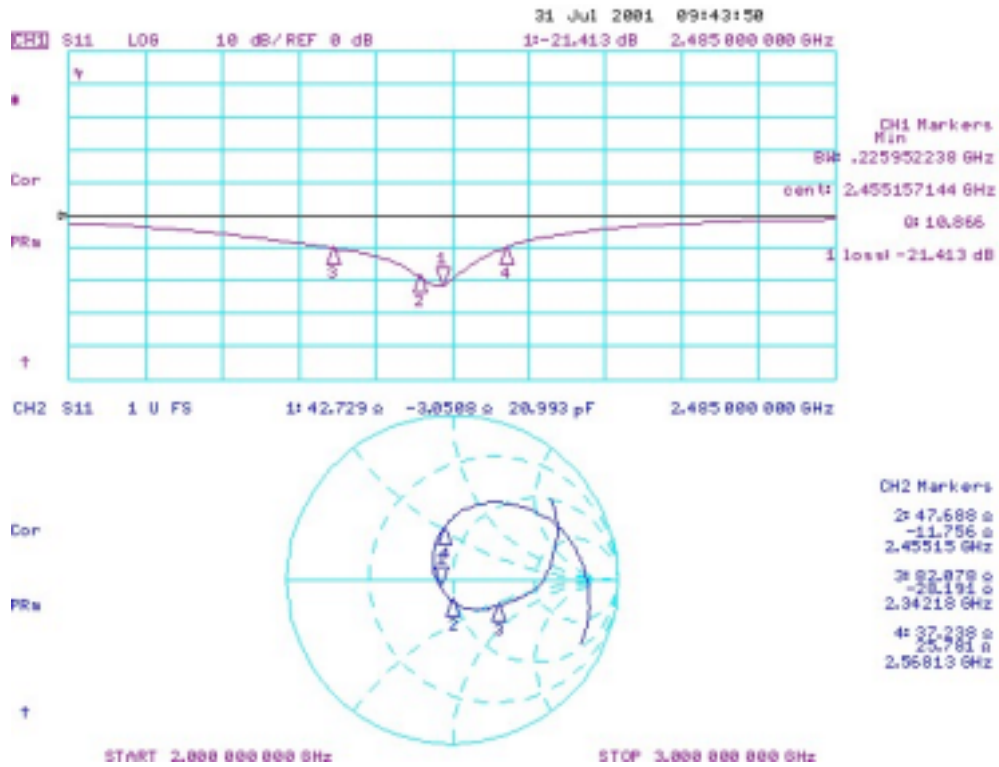
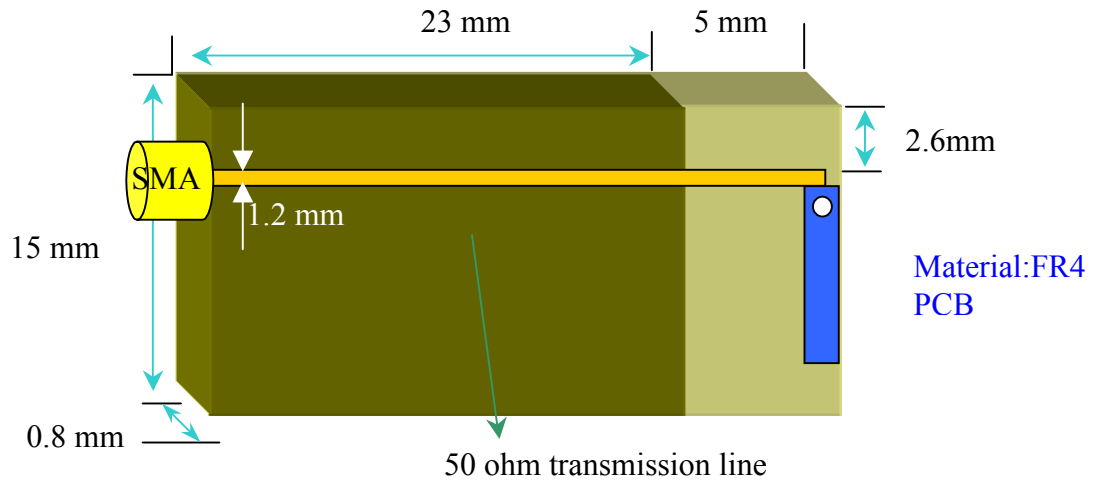


H Plane

HF R&D	Print date 01/12/13	Preliminary internal use only			
	Long Shape	4311 115 00245/260/270			Aug. 6, 01
	Multilayer Ceramic Antenna for Bluetooth (ISM Band 2.45GHz)				
Grant Lin/Cliff	2001-08-06	Page 3	sheet 190-3		A4
spec.doc	Phycomp Taiwan Ltd.				

STANDARD TEST BOARD FOR SWR

(Note: Only for SWR Measurement, not for suggested layout)



HF R&D	Print date 01/12/13	Preliminary internal use only			
	Long Shape				Aug. 6, 01
	Multilayer Ceramic Antenna for Bluetooth (ISM Band 2.45GHz)		4311 115 00245/260/270		
Grant Lin/Cliff		2001-08-06	Page 4	sheet 190-4	A4
spec.doc	Phycomp Taiwan Ltd.				

RELIABILITY DATA (Reference to IEC Specification)

IEC 384-10/ CECC 32 100 CLAUSE	IEC 60068-2 TEST METHOD	TEST	PROCEDURE	REQUIREMENTS
4.4		Mounting	The antenna can be mounted on printed-circuit boards or ceramic substrates by applying wave soldering, reflow soldering (including vapour phase soldering) or conductive adhesive	No visible damage
4.5		Visual inspection and dimension check	Any applicable method using $\times 10$ magnification	In accordance with specification (chip off 4mm)
4.6.1		Antenna	Frequency = 2.45 GHz; at 20 °C	Standard test board in page 4
4.8		Adhesion	A force of 3 N applied for 10 s to the line joining the terminations and in a plane parallel to the substrate	No visible damage
4.9		Bond strength of plating on end face	Mounted in accordance with CECC 32 100, paragraph 4.4	No visible damage
			Conditions: bending 0.5 mm at a rate of 1mm/s, radius jig. 340 mm, 2mm warp on FR4 board of 90 mm length	No visible damage
4.10	20(Tb)	Resistance to soldering heat	260 ± 5 °C for 10 ± 0.5 s in a static solder bath	The terminations shall be well tinned after recovery and Central Freq. Change $\pm 6\%$

HF R&D	Print date 01/12/13		Preliminary internal use only			
	Long Shape				Aug. 6, 01	
	Multilayer Ceramic Antenna for Bluetooth (ISM Band 2.45GHz)		4311 115 00245/260/270			
Grant Lin/Cliff		2001-08-06	Page 5	sheet 190-5		A4
spec.doc	Phycomp Taiwan Ltd.					

IEC 384-10/ CECC 32 100 CLAUSE	IEC 60068-2 TEST METHOD	TEST	PROCEDURE	REQUIREMENTS
		Resistance to leaching	260 ± 5 °C for 30 ± 1 s in a static solder bath	Using visual enlargement of × 10, dissolution of the termination shall not exceed 10%
4.11	20(Ta)	Solderability	Zero hour test, and test after storage (20 to 24 months) in original atmosphere; un-mounted chips completely immersed for 2 ± 0.5 s in 235 ± 5°C.	The termination must be well tinned, at least 75% is well tinned at termination
4.12	4(Na)	Rapid change of temperature	-55 °C (30 minutes) to +125 °C (30 minutes); 100 cycles	No visible damage Central Freq. Change ± 6%
4.14	3(Ca)	Damp heat	500 ± 12 hours at 60 °C; 90 to 95 % RH	No visible damage 2 hours recovery Central Freq. Change ± 6%
4.15		Endurance	500 ± 12 hours at 125 °C;	No visible damage 2 hours recovery Central Freq. Change ± 6%

HF R&D	Print date 01/12/13	Preliminary internal use only			
	Long Shape				Aug. 6, 01
	Multilayer Ceramic Antenna for Bluetooth (ISM Band 2.45GHz)		4311 115 00245/260/270		
Grant Lin/Cliff		2001-08-06	Page 6	sheet 190-6	A4
spec.doc	Phycomp Taiwan Ltd.				

ORDERING INFORMATION: Method I- by 12NC Ordering Code

The antennas may be ordered by using the 12 NC ordering code. These code numbers can be determined by the following rules:

4311 1 15 00 245
 F C M S T A

F. Family Code

43 = Antenna

C. Packing Type Code

11 = 180 mm/ 7" blister (1000pcs) , **12** = 330 mm/13" blister (4000 pcs)

13 = Bulk (1000 pcs)

M. Materials Code

1 = High Frequency Material

S. Size Code

15 = 8 * 3.5 * 0.9 mm

T. Tolerance

00 = 100 M Hz Band Width

A. Working Frequency (three types of antenna are available)

245 = 2.45 GHz

Type 245

260 = (2.45+0.15) GHz * Intention for shift up 150MHz

Type 260

270 = (2.45+0.25) GHz * Intention for shift up 250MHz

Type 270

Example: 12NC 4311 111 00245
 Product description: Antenna (43) by 180 mm blister (11) of High Frequency Material (1), Size 7.35*5.5*1.3 mm (1);
 Tolerance (00) of 100 MHz (VSWR<2)
 Working Frequency (245) = 2.45G Hz

ORDERING INFORMATION: Method II- by Clear Text Code

The antennas may be ordered by using the 16-digit clear text ordering code. These code numbers can be determined by the following rules:

AN2450000708031K (Clear Text Code Example)						
AN	2450	00	07	0803	1	K
Product	Central Freq.	Bandwidth	Material	Size	Quantities	Packing
AN= Antenna	2450=2.45GHz 2600=2.60GHz 2700=2.70GHz	00=>100MHz	07=K7	0803=8*3.5*0.9 mm	1 = 1K 4 = 4K	K=7" plastic F =13" plastic B = Bulk

HF R&D	Print date 01/12/13		Preliminary internal use only			
	Long Shape				Aug. 6, 01	
	Multilayer Ceramic Antenna for Bluetooth (ISM Band 2.45GHz)		4311 115 00245/260/270			
Grant Lin/Cliff		2001-08-06	Page 7	sheet 190-7		A4
spec.doc	Phycomp Taiwan Ltd.					

Looking for pricing, stock, or lifecycle information?

Click below to explore more details on WIN SOURCE:

- ⊖ [View CAN4311115002451K on WIN SOURCE](#)
- ⊖ [Pulse Information](#)

Optimize Your Supply Chain with WIN SOURCE Solutions

- ✓ Global Sourcing Solution
- ✓ Obsolete Management
- ✓ Cost Control Management
- ✓ Shortage Management
- ✓ Alternative Solution
- ✓ Excess Inventory Management