



**THE DATASHEET OF
FTSH-110-01-F-DV**



SURFACE MOUNT MICRO HEADER

(1.27 mm) .050" PITCH • FTSH SERIES



FTSH

Board Mates:

CLP, FLE

Cable Mates:

FFSD, FFTP

SPECIFICATIONS

Insulator Material:

Black Liquid Crystal Polymer

Terminal Material:

Phosphor Bronze

Plating:

Sn or Au over
50 μ" (1.27 μm) Ni

Current Rating (FTSH/CLP):

3.4 A per pin
(2 pins powered)

Operating Temp Range:

-55 °C to +125 °C

PROCESSING

Lead-Free Solderable:

Yes

SMT Lead Coplanarity:

-MT & -DV Tail Option:
(0.10 mm) .004" max (02-25)

-MT & -DH Tail Option:
(0.15 mm) .006" max (26-50)*

*(.004" stencil solution

may be available; contact

ipg@samtec.com)

ALSO AVAILABLE

MOQ Required

Molded Pick & Place pads

Latches

Other platings



Notes:

Severe Environment
Testing qualified; aligns
with MIL-DTL-55302.
Visit samtec.com/set

Some sizes, styles and
options are non-standard,
non-returnable.

See SFM/TFM for positive
alignment feature.

FTSH	1	NO. PINS PER ROW	LEAD STYLE	PLATING OPTION	TAIL OPTION	OPTION	FLEX SHROUD OPTIONS	OTHER OPTIONS
------	---	------------------	------------	----------------	-------------	--------	---------------------	---------------

02
thru
50

-01
= (3.05 mm)
.120" Post
(Mates with
FFSD)

-02
= (1.91 mm)
.075" Post
(Mates with
FLE)

-03
= (1.65 mm)
.065" Post
(Mates with
CLP-D)

-04
= (3.81 mm)
.150" Post
(Mates with
CLP-DH)

-05
= (4.32 mm)
.170" Post
(Mates with
CLP-BE)

-F
= Gold flash
on post,
Matte Tin
on tail

-L
= 10 μ"
(0.25 μm)
Gold
on post,
Matte Tin
on tail

-DV
= Double
Vertical

-DH
= Double
Horizontal
(Styles
-01, -02 &
-04 only)

-MT
= Mixed
Technology
(Styles
-01, -02 &
-04 only)

Leave Blank
for -DH &
-MT

-“XXX”
= Polarized
Position
(Specify
position
of
omitted
pin)
(Not
available
with -EX
options)

(Style -02 & -03
only, -DH & -MT
not available)
9 pins/row
minimum
(Other positions
available. Call
Samtec.)

-ES
= End Shroud

-EC
= End Shroud
with Locking
Clip
(Manual
placement
required)

-EP
= End Shroud
with Guide Post

-EL
= End Shroud
with Board
Lock
(Boards are
positively
locked
and cannot be
unmated)

-EJ
= Ejector Shroud
(Style -01 only)
-DH & -MT
not available
10 pins/row
minimum
25 pins/row
maximum

-K
= Keying
Shroud for
mating
with FFSD
(Style -01 only,
05 thru 25
pins/row only.
13, 17, 20 &
25 only with
-EJ option)
(-DV only)

-A
= Alignment
Pin
(-DV 3 positions
minimum)
(-DH 5 positions
minimum)
(Metal or
plastic at
Samtec
discretion)

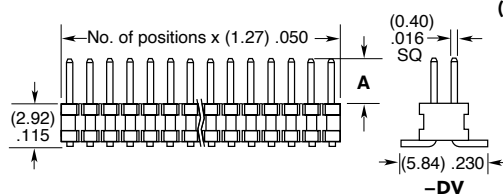
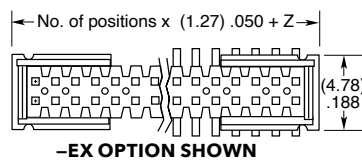
-C
= (5.00 mm)
.197" DIA
Polyimide film
Pick & Place Pad
(-DH only)

-P
= Pick &
Place Pad
(-DV 4 positions
minimum)
(-DH & -MT
not available)

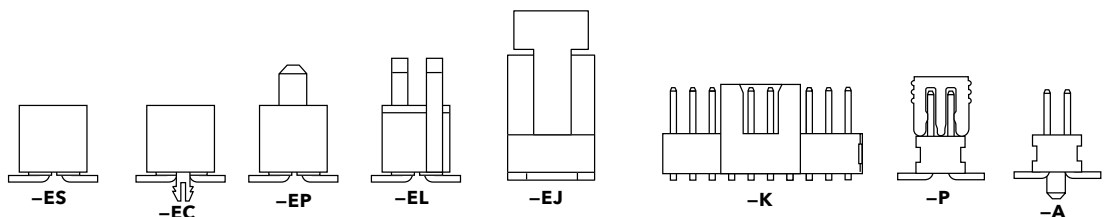
-TR
= Tape & Reel
(Flex Shroud
options
not available
except -ES
& -EJ)

-FR
= Full Reel
Tape & Reel
(must order
maximum
quantity
per reel;
contact
Samtec for
quantity breaks)

OPTION	Z
-ES	(2.57) .101
-EJ	(15.77) .621
-EC	(3.33) .131
-EP	(5.87) .231
-EL	(6.53) .257





LEAD STYLE	A
-01	(3.05) .120
-02	(1.91) .075
-03	(1.65) .065
-04	(3.81) .150
-05	(4.32) .170



Looking for pricing, stock, or lifecycle information?

Click below to explore more details on WIN SOURCE:

-  [View FTSH-110-01-F-DV on WIN SOURCE](#)
-  [Samtec Inc. Information](#)

Optimize Your Supply Chain with WIN SOURCE Solutions

-  Global Sourcing Solution
-  Obsolete Management
-  Cost Control Management
-  Shortage Management
-  Alternative Solution
-  Excess Inventory Management