




**THE DATASHEET OF
RSM-108-02-L-S**



SMT MICRO HEADER & SOCKET

(1.27 mm) .050" PITCH • FTR/RSM SERIES

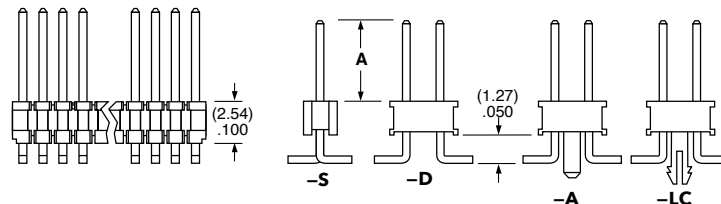
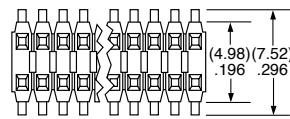
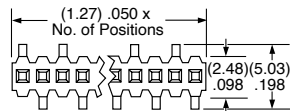


FTR
Mates:
RSM, SMS, SLM

RSM
Mates:
FTR, HTMS, HDWM,
DWM, TML, ZML, TMS

SPECIFICATIONS

Insulator Material:
Black Liquid Crystal Polymer
Contact Material:
RSM: Phosphor Bronze
Terminal Material:
FTR: Phosphor Bronze
Plating:
Au or Sn over
50 μm (1.27 μm) Ni
Operating Temp Range:
FTR: -55 °C to +105 °C with Tin;
FTR: -55 °C to +125 °C with Gold
RSM: -55 °C to +125 °C
Current Rating (FTR/RSM):
3.8 A per pin
(2 pins powered)
Voltage Rating:
290 VAC
Lead Size Accepted:
RSM: (0.46 mm) .018" SQ
Insertion Depth:
RSM: Top Entry =
(2.64 mm) .104" to (5.84 mm) .230"
with (0.38 mm) .015" wipe, or
pass-through.
RSM: Bottom Entry =
(5.49 mm) .216" minimum
(Add board thickness for
correct post OAL)



FTR	1	NO. PINS PER ROW	LEAD STYLE	PLATING OPTION	ROW OPTION	OPTION
------------	----------	-------------------------	-------------------	-----------------------	-------------------	---------------

02 thru 40

Specify
LEAD
STYLE
from
chart

-L
= 10 μm (0.25 μm)
Gold on post,
Matte Tin on tail

-G
= 10 μm (0.25 μm)
Gold on post,
Gold flash on tail

-S
= Single Row

-D
= Double Row

-“XX”
= Polarized

-A
= Alignment Pin
(5 positions min. for -D)
(Metal or plastic
at Samtec discretion)
(Not available with -LC)

-LC
= Locking Clip
(6 positions min. for -D)
(Not available with -A)
(Manual placement required)

-P
= Plastic Pick & Place Pad
(5 positions min. for -D)
(8 positions min. for -S)

-TR
= Tape & Reel
(4 positions min. for -S)

-FR
= Full Reel Tape & Reel
(must order max. quantity
per reel; contact Samtec
for quantity breaks)
(4 positions min. for -S)

LEAD STYLE	A
-01	(5.84) .230
-02	(2.54) .100
-03	(3.18) .125
-51	(4.83) .190
-52	(5.21) .205
-53	(7.24) .285
-54	(8.51) .335
-55	(9.91) .390
-56	(10.29) .405
-57	(10.92) .430

PROCESSING

Lead-Free Solderable:
Yes
SMT Lead Coplanarity:
RSM: (0.10 mm) .004" max
FTR: (0.10 mm) .004" max (02-20)
FTR: (0.15 mm) .006" max (21-40)*
*(.004" stencil solution
may be available; contact
ipg@samtec.com)

RSM	1	NO. PINS PER ROW	02	PLATING OPTION	ROW OPTION	OPTION
------------	----------	-------------------------	-----------	-----------------------	-------------------	---------------

02 thru 36

-L
= 10 μm (0.25 μm)
Gold on contact,
Matte Tin on tail

-S
= Single Row

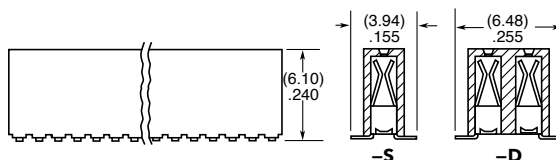
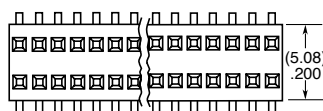
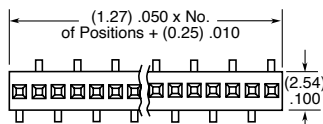
-D
= Double Row

-K
= (6.25 mm) .246" DIA
Polyimide film
Pick & Place Pad
(5 positions
minimum for -D)
(7 positions
minimum for -S)

-P
= Plastic Pick &
Place Pad
(5 positions
minimum for -D)
(6 positions
minimum for -S)

-TR
= Tape & Reel

-FR
= Full Reel Tape & Reel
(must order max.
quantity per reel;
contact Samtec
for quantity breaks)





ALSO AVAILABLE
MOQ Required

Other platings
Locking clips

Note:
Some lengths, styles and
options are non-standard,
non-returnable.

Looking for pricing, stock, or lifecycle information?

Click below to explore more details on WIN SOURCE:

-  [View RSM-108-02-L-S on WIN SOURCE](#)
-  [Samtec Inc. Information](#)

Optimize Your Supply Chain with WIN SOURCE Solutions

-  Global Sourcing Solution
-  Obsolete Management
-  Cost Control Management
-  Shortage Management
-  Alternative Solution
-  Excess Inventory Management