



THE DATASHEET OF IS849



IS849

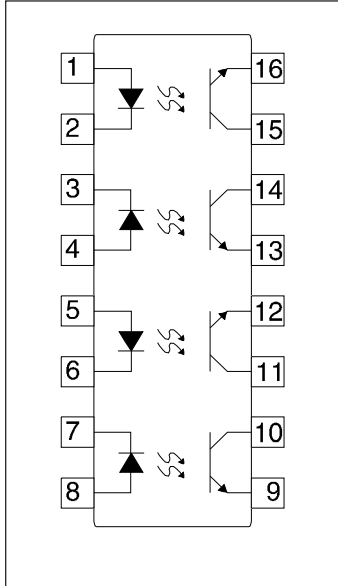


ISOCOM
COMPONENTS

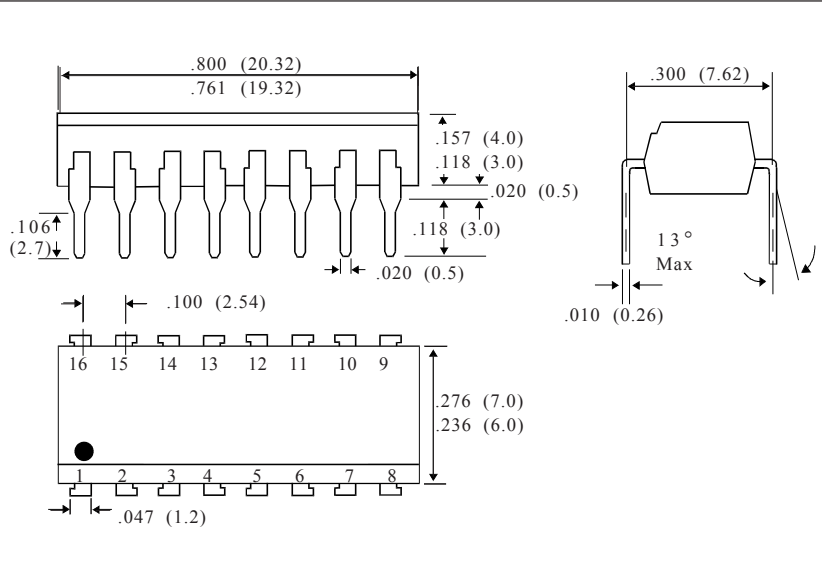


**OPTICALLY COUPLED ISOLATOR
TRANSISTOR OUTPUT**

SCHEMATIC



PACKAGE DIMENSIONS INCHES (MM)



DESCRIPTION

The IS849 is an optically coupled isolator consisting of Gallium Arsenide infrared emitting diodes and NPN silicon phototransistors mounted in a standard 16-pin dual-in-line package with four channels per unit.

FEATURES

- Also available in single, dual package

ABSOLUTE MAXIMUM RATINGS (25°C unless otherwise noted)

Storage Temperature	-55°C to +125°C
Operating Temperature	-30°C to +100°C
Lead Soldering Temperature (2mm from case for 10 seconds)	260°C
Input-to-Output Isolation Voltage	5000V _{RMS}

INPUT DIODE

Forward D.C. Current	50mA
Reverse D.C. Voltage	6V
Peak Forward Current (p.w. ≤ 100µs, duty ratio 0.001)	1A
Power Dissipation (derate linearly 1.33mW/°C above 25°C)	70mW

OUTPUT TRANSISTOR

Collector-emitter Voltage BV _{CEO}	35V
Power Dissipation (derate linearly 1.50mW/°C above 25°C)	150mW

PACKAGE

Total Power Dissipation	170mW
-------------------------	-------

APPROVALS

- UL Approved Package System " FF "

ISOCOMCOMPONENTSLTD
Unit 25B, Park View Road West,
Park View Industrial Estate, Brenda Road
Hartlepool, Cleveland, TS25 1UD
Tel: (0429) 863609 Fax : (0429) 863581

ELECTRICAL CHARACTERISTICS (25°C unless otherwise noted)

PARAMETER		MIN	TYP	MAX	UNITS	TEST CONDITION
Input	Forward Voltage (V_F)		1.2	1.4	Volt	$I_F = 20 \text{ mA}$
	Reverse Current (I_R)			10	μA	$V_R = 4\text{V}$
Output	Collector-emitter Voltage (BV_{CEO})	35			Volt	$I_C = 1\text{mA}$
	Emitter-collector Voltage (BV_{ECO})	7	9		Volt	$I_E = 0.1 \text{ mA}$
	Collector-emitter Dark Current (I_{CEO})			100	nA	$V_{CE} = 20 \text{ V}$
Coupled	DC Current Transfer Ratio (CTR)	50		400	%	$I_F = 5\text{mA}, V_{CE} = 5\text{V}$
	Collector-emitter Saturation Voltage $V_{CE}(\text{Sat})$			0.2	Volt	$I_F = 20 \text{ mA}, I_C = 1 \text{ mA}$
	Floating Capacitance (C_F)		0.6	1	pf	$V = 0, f = 1 \text{ Mhz}$
	Input-to-Output Isolation Resistance R_{iso}	5×10^{10}	10^{11}		Ω	$V_{IO} = 500\text{V}$ (see note 1)
	Inout to Output Isolation Voltage	5000			V_{RMS}	(note 1)
	Response Time Rise(t_r)			15	μS	$I_C = 2\text{mA}, V_{CE} = 2\text{V}$
	Response Time Fall (t_f)			15	μS	$R_L = 100\Omega$

Note 1. Measured with input leads shorted together and output leads shorted together.

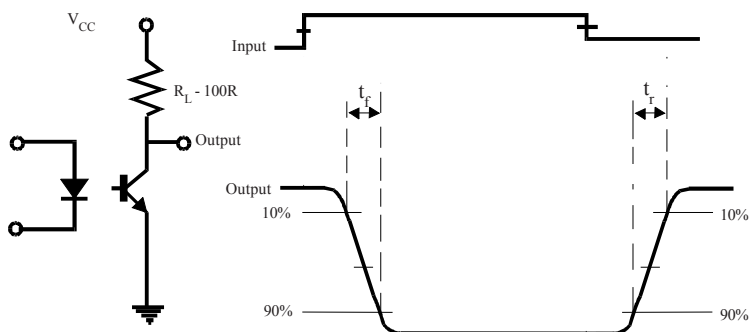










FIG 1

Looking for pricing, stock, or lifecycle information?

Click below to explore more details on WIN SOURCE:

-  [View IS849 on WIN SOURCE](#)
-  [Isocom Components 2004 LTD Information](#)

Optimize Your Supply Chain with WIN SOURCE Solutions

-  Global Sourcing Solution
-  Obsolete Management
-  Cost Control Management
-  Shortage Management
-  Alternative Solution
-  Excess Inventory Management