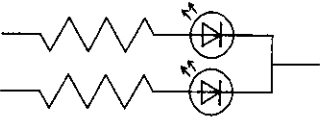
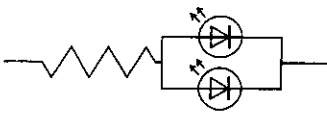
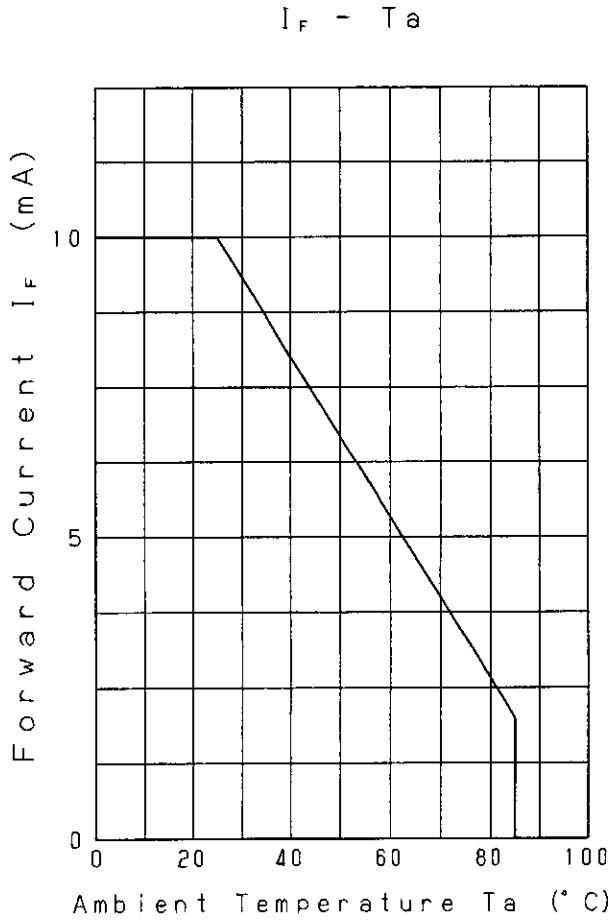
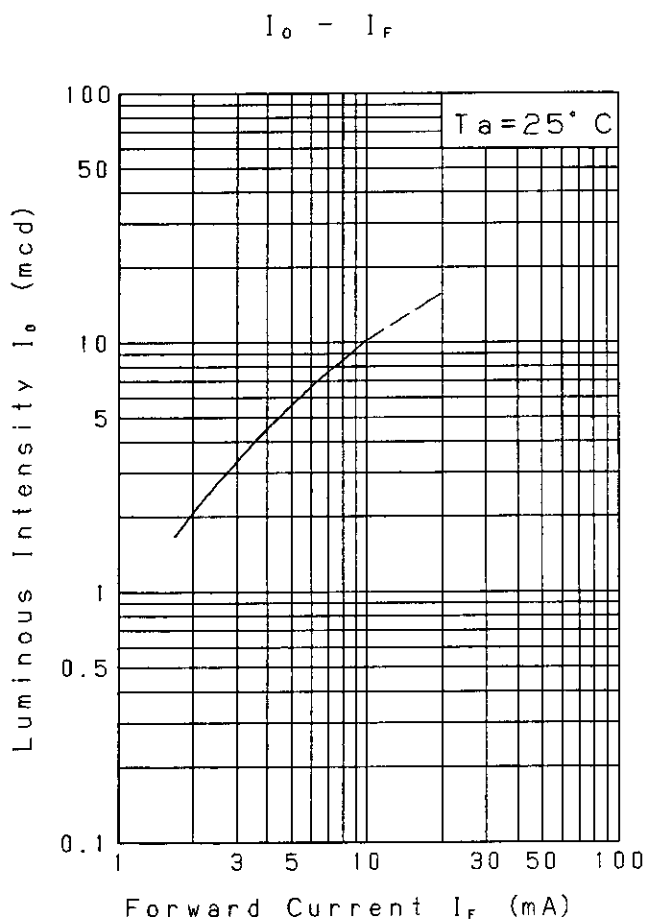
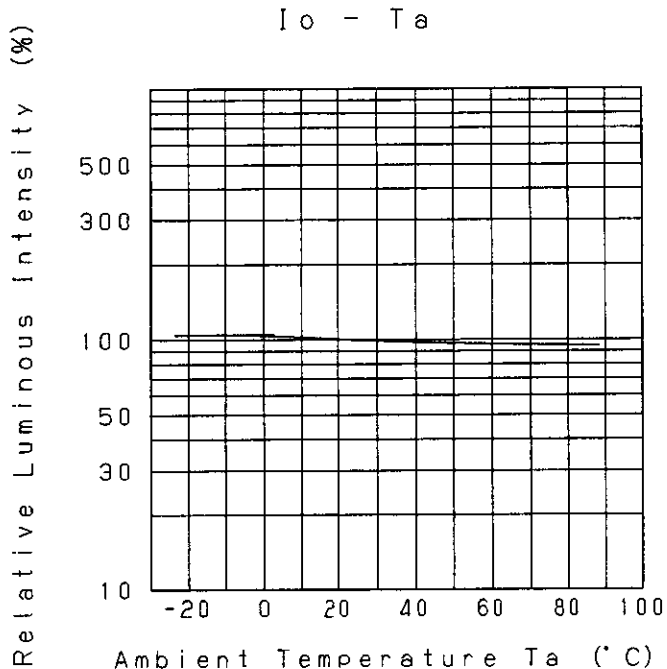
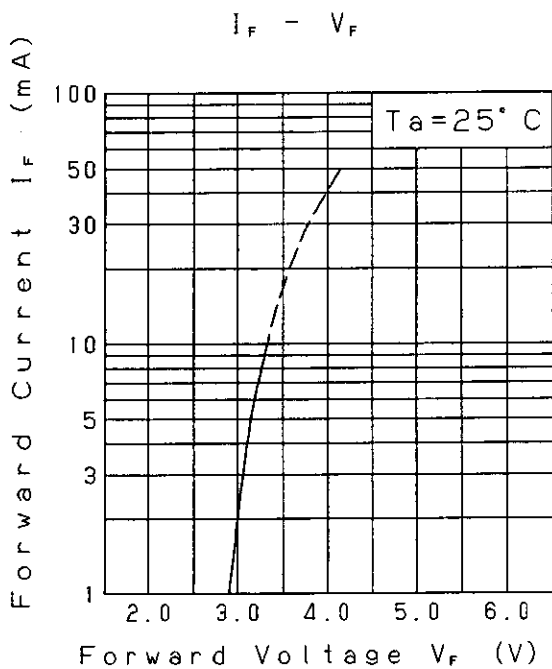




**THE DATASHEET OF  
LNJ906W5BUX**



Approved	Checked	Designed	DEVELOPMENT SPECIFICATION				
		<i>K. Oshima</i>	Tentative P/N: LNJ906W5BUX				
TYPE		Blue Light Emitting Diode					
APPLICATION		Indicators					
MATERIAL		GaN					
OUTLINE		Attached					
ABSOLUTE MAXIMUM RATINGS		P	※ I <sub>FP</sub>	I <sub>FIC</sub>	V <sub>R</sub>	Topr	Tstg
		40	50	10	5	-25~+85	-30~+100
		mW	mA	mA	V	°C	°C
CONDITION		T <sub>a</sub> = 25 ± 3 °C					
Test Specification							
Item	Symbol	Condition	Typ	Limit		Unit	
				Min	Max		
Forward Voltage	V <sub>F</sub>	I <sub>F</sub> = 5 mA	3.2		3.7	V	
Reverse Leakage Current	I <sub>R</sub>	V <sub>R</sub> = 5 V			10	μA	
Luminous Intensity	I <sub>O</sub>	I <sub>F</sub> = 5 mA · DC	5.5	2.0		med	
Peak Emission Wavelength	λ <sub>p</sub>	I <sub>F</sub> = 5 mA · DC	470			nm	
Spectral Line Half Width	Δλ	I <sub>F</sub> = 5 mA · DC	30			nm	
<p>※ · The Condition of I<sub>FP</sub> is duty 10 %, Pulse width 10 ms</p> <p>· Please contact the Panasonic local office if you design at low current (below 1mA DC) or pulse current operation and have any questions.</p> <p>NOTE</p> <ol style="list-style-type: none"> <li>1. Compositions of the lead ... Cu/Ni/Au plating</li> <li>2. Soldering conditions. Refer to Handling note.</li> <li>3. Care should be taken that soldering is done within 3-days after opening the dry package and reel.</li> <li>4. Package: light white diffusion type.</li> <li>5. A Blue LED is sensitive to static electricity and care should be fully taken in handling it.</li> <li>6. Circuit to operate LED.</li> </ol>							
						<p>(A) Recommended circuit.</p> <p>(B) The difference of brightness between the LED could be found due to the V<sub>F</sub> characteristics of each LED.</p>	
Oct. 27. 2001							



Oct. 27. 2001			

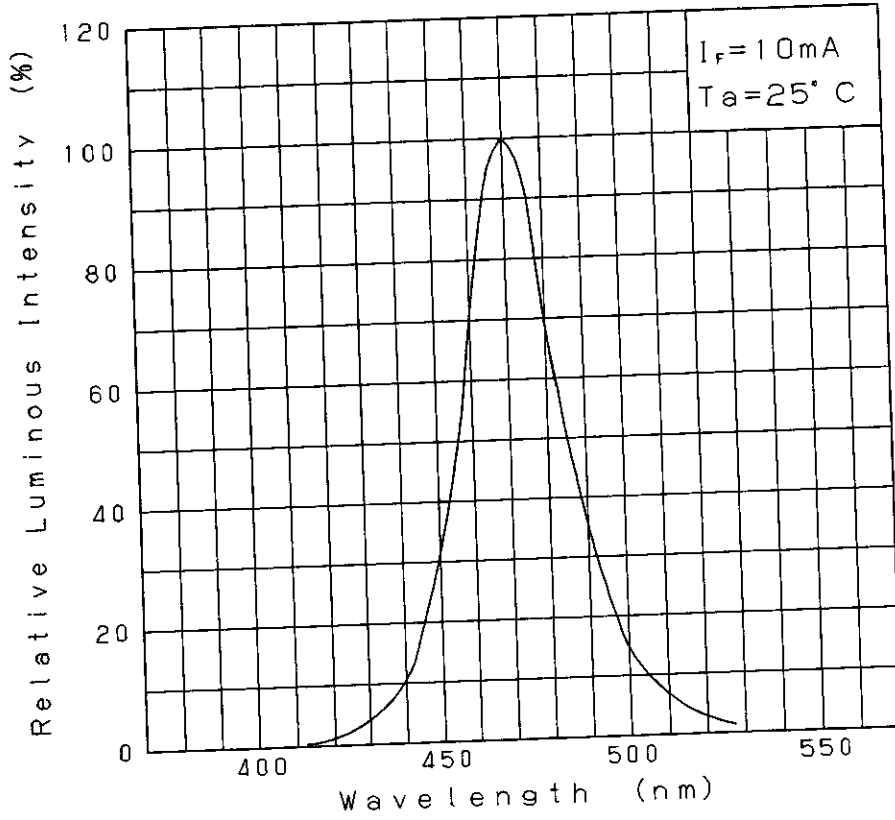
Approved    Checked    Designed

*K. Ozawa*

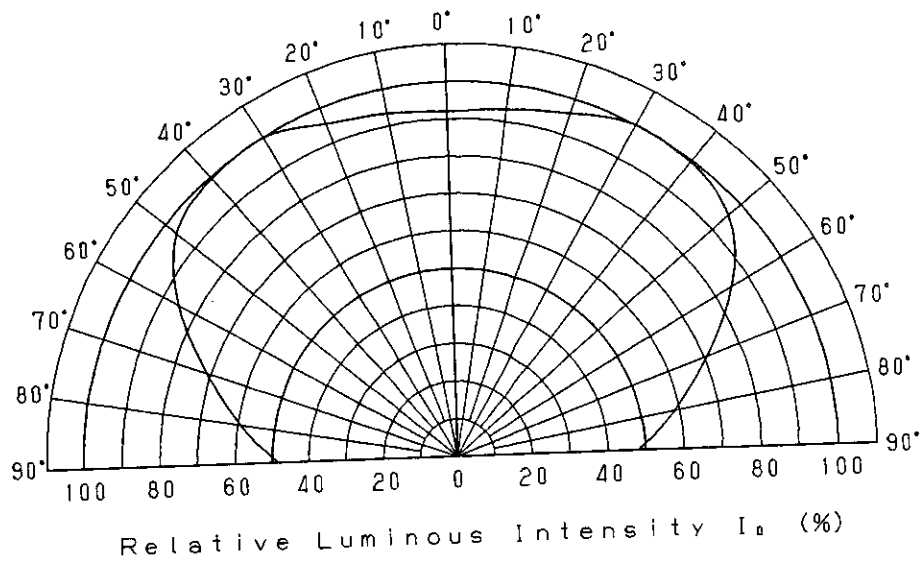
# DEVELOPMENT SPECIFICATION

Tentative  
P/N:LNJ906W5BUX

## Relative Luminous Intensity Wavelength Characteristics



## Directive Characteristics



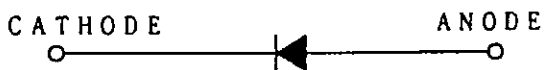
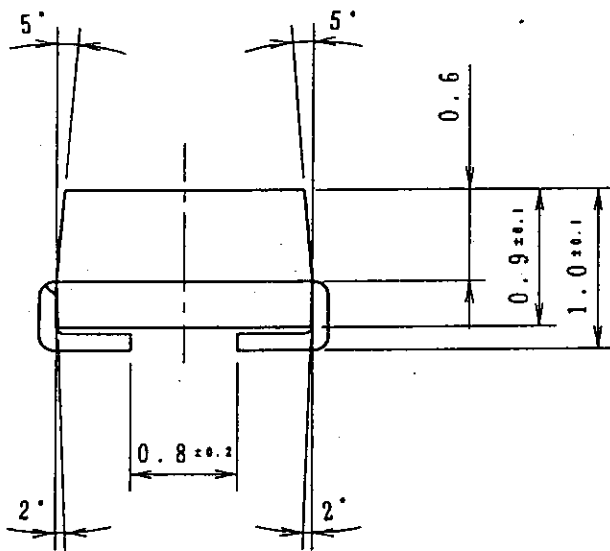
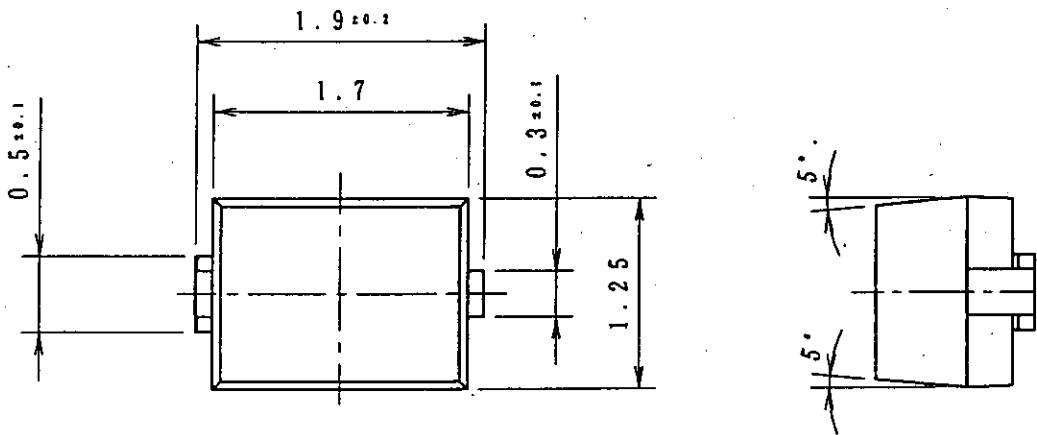
Oct. 27. 2001

Panasonic

KAGOSHIMA MATSUSHITA ELECTRONICS CO., LTD.

KB-H-022-018

Approved	Checked	Designed	DEVELOPMENT SPECIFICATION (OUTLINE) P/N:				
<i>M. Yamaguchi</i>	<i>T. Shikida</i>	<i>T. Takata</i>					





(NOTE)

1. Unit:mm
2. Tolerance unless specified is  $\pm 0.2$ .
3. Measurement of the package doesn't include gate projection.
4. Corner of the package is R 0.2max.
5. Projection's tolerance of the package is 0.2max.

Nov. 27. 1996			

## Looking for pricing, stock, or lifecycle information?

Click below to explore more details on WIN SOURCE:

-  [View LNJ906W5BUX on WIN SOURCE](#)
-  [Panasonic Information](#)

## Optimize Your Supply Chain with WIN SOURCE Solutions

-  Global Sourcing Solution
-  Obsolete Management
-  Cost Control Management
-  Shortage Management
-  Alternative Solution
-  Excess Inventory Management