



**THE DATASHEET OF  
C3216JB1C106K085AB**



## C.3216.X7R.1H.105.K.160.

Series Name	
Description	
C	General Purpose
CKC	Array
CKG	MEGACAP
CLL	Ultra Low Inductance

Case Size Code			
C	CKC	CKG	CLL
0.40 x 0.20	0402		
0.50 x 1.00	0510		
0.60 x 0.30	0603		
0.80 x 1.60	0816		
0.90 x 0.60	N27		
1.00 x 0.50	1005		
1.25 x 2.00	1220		
1.37 x 1.00	M25		
1.60 x 0.80	1608		C1A
1.60 x 3.20	1632		
2.00 x 1.25	2012	L22	E1A
		L44	
3.20 x 1.60	3216	A43	G1A
3.20 x 2.50	3225		
3.80 x 2.90		32K	
4.50 x 2.00	4520		
4.50 x 3.20	4532		
5.50 x 4.00		45K	
		45N	
5.70 x 5.00	5750		
6.50 x 5.50		57K	
		57N	
7.50 x 6.30	7563		

Temperature Characteristics	
Temperature	Temperature Coefficient or Capacitance Change
CH	-25°C to +85°C 0±60ppm/°C
C0G	-55°C to +125°C 0±30ppm/°C
NP0	-55°C to +150°C 0±30ppm/°C
JB	-25°C to +85°C ±10%
X5R	-55°C to +85°C ±15%
X6S	-55°C to +105°C ±22%
X7R	-55°C to +125°C ±15%
X7S	-55°C to +125°C ±22%
X7T	-55°C to +125°C +22, -33%
X8R	-55°C to +150°C ±15%

Capacitance Tolerance	
Description	
B	±0.10 pF
C	±0.25 pF
D	±0.50 pF
F	±1%
G	±2%
J	±5%
K	±10%
M	±20%

Thickness Code	
Description	
020	0.20 mm
030	0.30 mm
045	0.45 mm
050	0.50 mm
055	0.55 mm
060	0.60 mm
070	0.70 mm
080	0.80 mm
085	0.85 mm
100	1.00 mm
110	1.10 mm
115	1.15 mm
125	1.25 mm
130	1.30 mm
160	1.60 mm
200	2.00 mm
230	2.30 mm
250	2.50 mm
280	2.80 mm
290	2.90 mm
320	3.20 mm
335	3.35 mm
500	5.00 mm

Rated Voltage Code									
A	C	D	E	F	G	H	J	V	W
0				4V			6.3V		
1	10V	16V	25V		50V			35V	
2	100V	200V	250V			630V			450V
3	1KV	2KV	3KV						

**Nominal Capacitance**

The capacitance is expressed in three digit codes as follows:  
 The first and second digits identify the first and second significant digits of the nominal capacitance.  
 The third digit identifies the multiplier or multiplier point.  
 Ex. 0R2 = 0.2pF; 103 = 10,000pF; 105 = 1,000,000pF

## CGA.5.L.3.X7R.1H.105.K.16

Series Name	
Description	
CGA	Automotive Grade
CGJ	High Reliability Grade
CEU	Serial Design

Case Size Code		
CGA	CGJ	CEU
0.60 x 0.30	1	
1.00 x 0.50	2	2
1.60 x 0.80	3	3
2.00 x 1.25	4	4
3.20 x 1.60	5	5
3.20 x 2.50	6	
4.50 x 2.00	7	
4.50 x 3.20	8	
5.70 x 5.00	9	

Thickness Code	
Description	
A	0.30 mm
B	0.50 mm
C	0.60 mm
E	0.80 mm
F	0.85 mm
G	1.10 mm
H	1.15 mm
J	1.25 mm
K	1.30 mm
L	1.60 mm
M	2.00 mm
N	2.30 mm
P	2.50 mm
Q	2.80 mm
R	3.20 mm

Capacitance Tolerance	
Description	
C	± 0.25 pF
D	± 0.50 pF
F	± 1%
J	± 5%
K	± 10%
M	± 20%

**Nominal Capacitance**

The capacitance is expressed in three digit code (pF). The first and second digits identify the first two digits of the capacitance. The third digit identifies the decimal point.  
 Ex. 0R2 = 0.2pF; 103 = 10,000pF; 105 = 1,000,000pF

Life Test Condition or Function Identification Code	
Description	
1	1.0 x Rated Voltage
2	2.0 x Rated Voltage
3	1.5 x Rated Voltage
4	1.2 x Rated Voltage
A	ESD Protection

Temperature Characteristics		
Temperature	Temperature	Coefficient of Capacitance Change
C0G	-55°C to +125°C	0±30ppm/°C
NP0	-55°C to +150°C	0±30ppm/°C
X5R	-55°C to +85°C	±15%
X6S	-55°C to +105°C	±22%
X7R	-55°C to +125°C	±15%
X7S	-55°C to +125°C	±22%
X7T	-55°C to +125°C	+22, -33%
X8R	-55°C to +150°C	±15%

Rated Voltage Code						
A	C	D	E	F	H	J
0						6.3
1	10V	16V	25V	50V		
2	100V	200V	250V	500V	630V	
3	1KV	2KV		3KV		

# CGB.3.C.1.X5R.0J.106.M.06

Series Name	Description
CGB	Low Profile

Case Size Code	CGB
0.60 x 0.30	1
1.00 x 0.50	2
1.60 x 0.80	3
2.00 x 1.25	4

Thickness Code	Description
T	0.22 mm max.
A	0.33 mm max.
S	0.50 mm max.
B	0.55 mm max.
C	0.65 mm max.

Capacitance Tolerance	Description
K	±10%
M	±20%

**Nominal Capacitance**

The capacitance is expressed in three digit codes (pF). The first and second digits identify the first of the capacitance. The third digit identifies the decimal point.  
 Ex. 0R2 = 0.2pF; 103 = 10,000pF; 105 = 1,000,000



Life Test Condition	Description
1	1.0 x Rated Voltage
3	1.5 x Rated Voltage

Temperature Characteristics	Temperature	Tolerance
JB	-25°C to +85°C	±10%
X5R	-55°C to +85°C	±15%
X6S	-55°C to +105°C	±22%
X7R	-55°C to +125°C	±15%
X7S	-55°C to +125°C	±22%






Rated Voltage Code	G	J	A	C	E
0	4V	6.3V	10V	16V	25V
1					

## Looking for pricing, stock, or lifecycle information?

Click below to explore more details on WIN SOURCE:

-  [View C3216JB1C106K085AB](#) on WIN SOURCE
-  [TDK Corporation](#) Information

## Optimize Your Supply Chain with WIN SOURCE Solutions

-  Global Sourcing Solution
-  Obsolete Management
-  Cost Control Management
-  Shortage Management
-  Alternative Solution
-  Excess Inventory Management