



**THE DATASHEET OF
HST2.7-48-2Y**





(HST2.7 and smaller)



(HST2.7 and smaller)

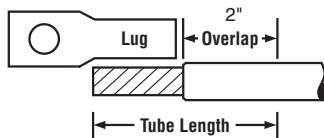
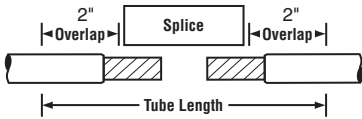


WARNING: Follow installation instructions carefully to avoid charring or burning. Use adequate ventilation. Consult Material Safety Data Sheet for further information.

1. Calculate the minimum tube length.

A. IN-LINE SPLICE CONNECTOR

minimum overlap length (2 Inches) _____ x 2 = 4
splice length from manufacturer = _____
total minimum tube length (add) = _____



B. LUG CONNECTOR

minimum overlap length (2 inches) = 2
conductor strip length from manufacturer = _____
total minimum tube length (add) = _____

- Clean the cable which will be covered by the tube. Lightly sanding the surface is recommended.
 - Remove the cable insulation length for the connector according to the manufacturer's instructions.
 - Place the tube over the cable.
 - Install the connector according to the manufacturer's instructions.
 - Preheat the cable insulation where it will contact the tube.
 - Center the tube over the splice, or position it against the lug tongue.
 - Starting in the center and working your way out to the ends, shrink the tube using a broad soft flame torch or hot air gun. Minimum recommended shrink temperature is 248° F (120° C). Use higher temperatures to recover faster. Continually move the heat source around the diameter of the tube, which will cause the product to recover. Do not scorch the tube.
- A. IN-LINE SPLICE CONNECTOR
Shrink from the center of the tube toward the ends.
- B. LUG CONNECTOR
Shrink from the lug end toward the opposite end.

The shrink is complete when adhesive oozes from between the tube and the cable and/or the lug.

Panduit thick wall heat shrink tubing, HST, is UL listed and CSA certified. UL requires UL 486A or B listed connectors and CSA requires C22.2, No. 65 certified connectors. For use in wet or damp locations.

Product Size	Minimum Expand I.D. Inches (mm)	Maximum Recov. I.D. Inches (mm)**	Typical Conductor Size Range AWG/MCM (mm2)**
HST0.4	0.51 (13.0)	0.16 (4.1)	#12 - #16 (4-16)
HST0.8	0.75 (19.1)	0.24 (6.1)	#8 - #1 (10-55)
HST1.1	1.10 (27.9)	0.35 (8.9)	#2 - #4/0 (35-120)
HST1.5	1.50 (38.1)	0.47 (11.91)	#1/0 - 400 (55-185)
HST2.0	2.00 (50.8)	0.63 (16.0)	250 - 600 (125-300)
HST2.7	2.70 (68.6)	0.87 (22.1)	600 - 1000 (300-500)
HST3.0**	3.00 (76.2)	1.00 (25.4)	750 - 1250 (400-625)
HST3.5**	3.50 (88.9)	1.20 (30.5)	900+ (400+)

**These sizes are not UL Recognized. UL Listed or CSA Certified.

**It is always best practice to use the largest HST product which has a "Maximum Recovered I.D." smaller than the bundle diameter. This will insure maximum insulation thickness and best protection for the splice.

All parts available in black, some available in red. Contact customer service for details.

For instructions in Local Languages
and Technical Support:

www.panduit.com/resources/install_maintain.asp

PANDUIT

www.panduit.com

E-mail:
techsupport@panduit.com

Phone:
866-405-6654







Looking for pricing, stock, or lifecycle information

Click below to explore more details on WIN SOURCE:

 [View HST2.7-48-2Y on WIN SOURCE](#)

 [Panduit Corp](#) Information

Optimize Your Supply Chain with WIN SOURCE

-  Global Sourcing Solution
-  Obsolete Management
-  Cost Control Management
-  Shortage Management
-  Alternative Solution
-  Excess Inventory Management