




**THE DATASHEET OF
HTST-107-01-T-DV-P-TR**



SHROUDED .025" SQ POST IDC HEADERS

(2.54 mm) .100" PITCH • TST/HTST/ZST SERIES



TST/HTST/ZST

Mates:
IDSD, HCSD

SPECIFICATIONS

Insulator Material:

TST, ZST=Black Glass Filled Polyester
HTST=Natural LCP

Insulation Resistance:

5000 MΩ min

Terminal Material:

Phosphor Bronze

Plating:

Au or Sn over
50 μ" (1.27 μm) Ni

Operating Temp Range:

-55 °C to +125 °C with Gold

-55 °C to +105 °C with Tin

Voltage Rating:

425 VAC/600 VDC

PROCESSING

Lead-Free Solderable:

HTST=Yes

TST, ZST= No, Lead Wave only

SMT Lead Coplanarity:

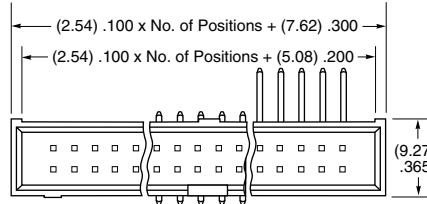
(0.10 mm) .004" max (05-15)

(0.15 mm) .006" max (17-36)*

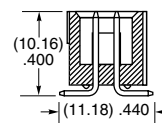
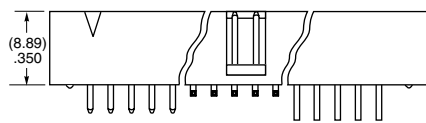
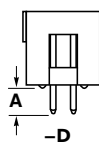
*(.004" stencil solution may be available; contact ipg@samtec.com)

| SERIES | 1 | NO. PINS PER ROW | 05, 07, 08, 10, 12, 13, 15, 17, 20, 25, 32, 36 (Standard sizes) | LEAD STYLE | Specify LEAD STYLE from chart | PLATING OPTION | -F = Gold flash on post, Matte Tin on tail (Not available on -DV) -L = 10 μ" (0.25 μm) Gold on post, Matte Tin on tail -T = Matte Tin | ROW OPTION | -D = Double Row Through-hole (lead style -01, -02 & -03 only) -DV = Double Row Surface Mount (lead style -01 only) (HTST only) -D-RA = Double Row Right-angle (lead style -04 & -05 only) | OTHER OPTION | Surface Mount (lead style -01 only) (HTST only) -P = Pick & Place Pad -TR = Tape & Reel -FR = Full Reel Tape & Reel (must order max. quantity per reel; contact Samtec for quantity breaks) |
|--------|---|------------------|---|------------|-------------------------------|----------------|---|------------|---|--------------|--|
|--------|---|------------------|---|------------|-------------------------------|----------------|---|------------|---|--------------|--|

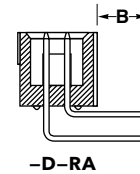
| LEAD STYLE | THROUGH-HOLE (A) |
|------------|------------------|
| -01 | (2.92) .115 |
| -02 | (4.19) .165 |
| -03 | (14.35) .565 |



-D -DV -D-RA



-DV (HTST ONLY)



| LEAD STYLE | RIGHT-ANGLE (B) |
|------------|-----------------|
| -04 | (3.30) .130 |
| -05 | (5.84) .230 |

ALSO AVAILABLE MOQ Required

Other platings & sizes

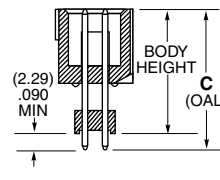
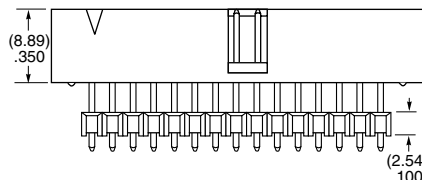
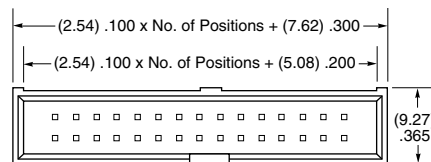
Alignment Pins

Single Row

Locking Leads

Polarized

| ZST | 1 | NO. PINS PER ROW | 05, 07, 08, 10, 12, 13, 15, 17, 20, 25, 32, 36 (Standard sizes) | LEAD STYLE | Specify LEAD STYLE from chart | PLATING OPTION | -F = Gold flash on post, Matte Tin on tail -L = 10 μ" (0.25 μm) Gold on post, Matte Tin on tail -T = Matte Tin | D | -"XXXX" = Body Height |
|-----|---|------------------|---|------------|-------------------------------|----------------|--|---|--------------------------|
|-----|---|------------------|---|------------|-------------------------------|----------------|--|---|--------------------------|



| LEAD STYLE | C (OAL) | MAX BODY HEIGHT |
|------------|---------------|-----------------|
| -01 | (16.00) .630 | (13.72) .540 |
| -02 | (18.54) .730 | (16.26) .640 |
| -03 | (21.08) .830 | (18.80) .740 |
| -04 | (23.62) .930 | (21.34) .840 |
| -05 | (26.16) 1.030 | (23.88) .940 |
| -06 | (28.70) 1.130 | (26.42) 1.040 |
| -07 | (31.24) 1.230 | (28.96) 1.140 |
| -08 | (33.78) 1.330 | (31.50) 1.240 |
| -09 | (36.32) 1.430 | 34.04) 1.340 |



Note:

For added mechanical stability, Samtec recommends mechanical board spacers be used in applications with gold or selective gold plated connectors. Contact ipg@samtec.com for more information.

Note:
Some lengths, styles and options are non-standard, non-returnable. ZST is non-standard, non-returnable.

Looking for pricing, stock, or lifecycle information?

Click below to explore more details on WIN SOURCE:

-  [View HTST-107-01-T-DV-P-TR on WIN SOURCE](#)
-  [Samtec Inc. Information](#)

Optimize Your Supply Chain with WIN SOURCE Solutions

-  Global Sourcing Solution
-  Obsolete Management
-  Cost Control Management
-  Shortage Management
-  Alternative Solution
-  Excess Inventory Management