



**THE DATASHEET OF
MAVR-000120-14110G**



Solderable GaAs Constant Gamma Flip-Chip Varactor Diode



MAVR-000120-1411

Rev. V8

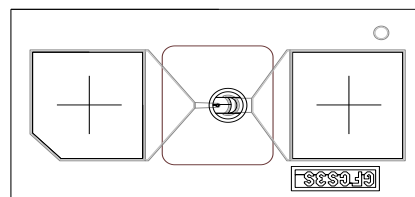
Features

- Usable Past 70 GHz
- Constant Gamma for Linear Tuning
- Low Parasitic Capacitance
- High Q
- Silicon Nitride Passivation
- Polyimide Scratch Protection
- Surface Mount Configuration
- Lead Free (RoHS Compliant)
- Available in Pocket Tape and Reel
- Can withstand 500 Temperature Cycles (-65°C to +150°C), mounted with 96.5 Sn/3.5 Ag solder without Mechanical Degradation.
- Can be Mounted with Solder or Conductive Epoxy

Description

The MAVR-000120-1411 is a gallium arsenide flip chip hyperabrupt varactor diode. This device is fabricated on OMCVD epitaxial wafers using a process designed for high device uniformity and extremely low parasitics. This diode is fully passivated with silicon nitride and has an additional layer of polyimide for scratch protection. The protective coatings prevent damage to the junction during automated or manual handling. The flip chip configuration is suitable for pick and place insertion.

Chip Layout

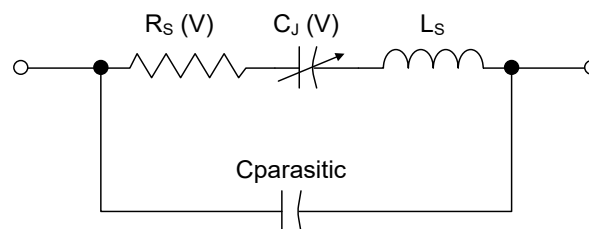


Front View (Circuit Side)



Back View (Operator Side)

Schematic



Flip Chip Tuning Varactor Equivalent Circuit

Ordering Information

Part Number	Package
MAVR-000120-14110P	Pocket Tape
MAVR-000120-14110G	Gel Pack

Solderable GaAs Constant Gamma Flip-Chip Varactor Diode



MAVR-000120-1411

Rev. V8

Electrical Specifications @ $T_A = +25^\circ\text{C}$

Breakdown Voltage @ $I_R = 10 \mu\text{A}$, $V_b = 20 \text{ V}$ Minimum

Reverse Leakage Current @ $V_R = 14 \text{ V}$, $I_R = 100 \text{ nA}$ Maximum

Parameter	Test Conditions	Units	Min.	Typ.	Max.
Total Capacitance	$V_R = 0 \text{ V}$, 1 MHz	pF	—	1.1	—
	$V_R = 4 \text{ V}$, 1 MHz		0.30	—	0.40
	$V_R = 10 \text{ V}$, 1 MHz		0.14	—	0.20
Q Factor	$V_R = 4 \text{ V}$, 50 MHz	-	3000	—	—
Gamma	$V_R = 2 - 12 \text{ V}$	-	0.9	—	1.1

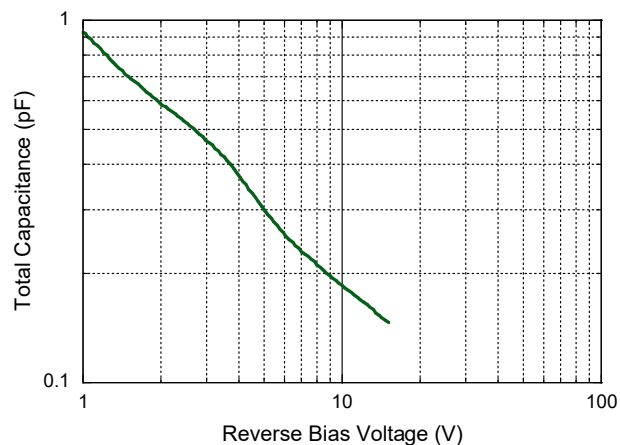
Absolute Maximum Ratings^{1,2}

Parameter	Absolute Maximum
Power Dissipation	100 mW
Operating Temperature	-40°C to $+125^\circ\text{C}$
Storage Temperature	-65°C to $+150^\circ\text{C}$
Mounting Temperature	$+260^\circ\text{C}$

- Exceeding any one or combination of these limits may cause permanent damage to this device.
- MACOM does not recommend sustained operation near these survivability limits.

Typical Performance Curves @ $+25^\circ\text{C}$

Capacitance vs. Voltage
Gamma = 1.00 +/- 10% (2 - 12 V)



* Specifications are subject to change without prior notification

Solderable GaAs Constant Gamma Flip-Chip Varactor Diode



MAVR-000120-1411

Rev. V8

Mounting Techniques

Die attach for these devices is made simple through the use of surface mount die attach technology. This chip was designed to be inserted onto hard or soft substrates with the junction side down. This chip can be mounted with conductive epoxy or with solder.

Solder Die Attach:

This device can be mounted with Sn63/Pb37 or RoHS compliant solder. Typical reflow profiles are provided on MACOM application note M538, "Surface Mounting Instructions" which can be found @ www.macom.com

Epoxy Die Attach:

This device can also be attached with conductive epoxy. The assembly can be preheated to 125°C - 150°C. Use a minimum amount of epoxy. Cure epoxy as per manufacturer's instructions.

Handling Procedures

The following precautions should be observed to avoid damaging these chips:

Cleanliness:

The chips should be handled in a clean environment. Do not attempt to clean die after installation.

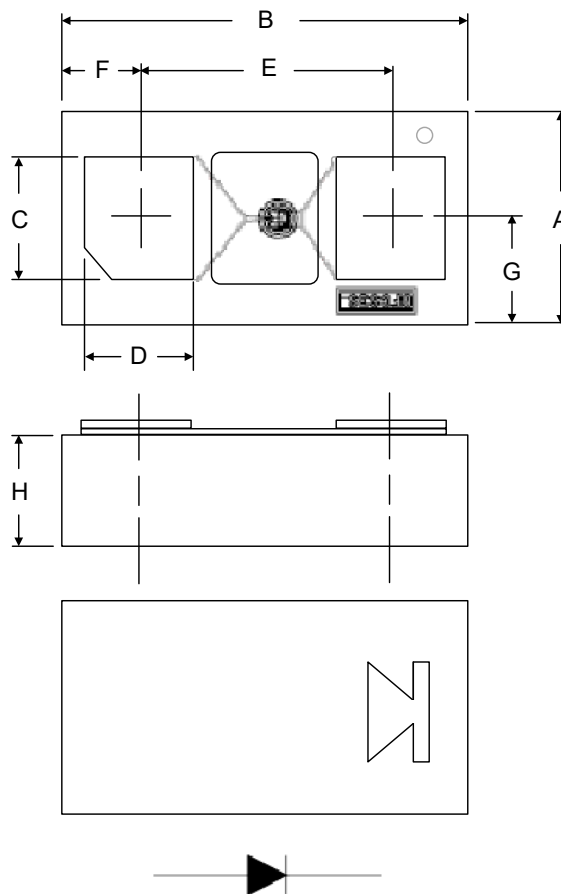
Static Sensitivity:

Semiconductor devices are ESD sensitive and can be damaged by static electricity. Proper ESD techniques should be used when handling these devices.

General Handling:

The protective polymer coating on the active areas of these die provides scratch protection, particularly for the metal air bridge which contacts the anode. Die can be handled with tweezers or vacuum pickups and are suitable for use with automatic pick-and-place equipment.

Outline Drawing Flip Chip (Case Style 1500)



Dim.	Inches		Millimeters	
	Min.	Max.	Min.	Max.
A	0.015	0.017	0.381	0.431
B	0.029	0.031	0.736	0.787
C	0.008	0.009	0.203	0.228
D	0.007	0.008	0.178	0.203
E	0.016	0.017	0.406	0.431
F	0.006	0.007	0.152	0.178
G	0.0075	0.0085	0.190	0.216
H	0.0075	0.0085	0.190	0.216

Pad finish is 0.2 microns of gold over 4 microns of nickel.

Solderable GaAs Constant Gamma Flip-Chip Varactor Diode



MAVR-000120-1411

Rev. V8

MACOM Technology Solutions Inc. ("MACOM"). All rights reserved.

These materials are provided in connection with MACOM's products as a service to its customers and may be used for informational purposes only. Except as provided in its Terms and Conditions of Sale or any separate agreement, MACOM assumes no liability or responsibility whatsoever, including for (i) errors or omissions in these materials; (ii) failure to update these materials; or (iii) conflicts or incompatibilities arising from future changes to specifications and product descriptions, which MACOM may make at any time, without notice. These materials grant no license, express or implied, to any intellectual property rights.

THESE MATERIALS ARE PROVIDED "AS IS" WITH NO WARRANTY OR LIABILITY, EXPRESS OR IMPLIED, RELATING TO SALE AND/OR USE OF MACOM PRODUCTS INCLUDING FITNESS FOR A PARTICULAR PURPOSE, MERCHANTABILITY, INFRINGEMENT OF INTELLECTUAL PROPERTY RIGHT, ACCURACY OR COMPLETENESS, OR SPECIAL, INDIRECT, INCIDENTAL, OR CONSEQUENTIAL DAMAGES WHICH MAY RESULT FROM USE OF THESE MATERIALS.

MACOM products are not intended for use in medical, lifesaving or life sustaining applications. MACOM customers using or selling MACOM products for use in such applications do so at their own risk and agree to fully indemnify MACOM for any damages resulting from such improper use or sale.

Looking for pricing, stock, or lifecycle information?

Click below to explore more details on WIN SOURCE:

- ⊖ [View MAVR-000120-14110G on WIN SOURCE](#)
- ⊖ [M/A-Com Technology Solutions Information](#)

Optimize Your Supply Chain with WIN SOURCE Solutions

- ✓ Global Sourcing Solution
- ✓ Obsolete Management
- ✓ Cost Control Management
- ✓ Shortage Management
- ✓ Alternative Solution
- ✓ Excess Inventory Management