



**THE DATASHEET OF
PRL1632-R005-F-T1**





Low resistance chip resistors (long-side terminal)

■ PRL / RL series

Features

- Innovative structure that takes consideration of heat dissipation suppresses the surface temperature enabling the small sizes, reduction of the influence on surrounding components, excellent temperature cycle resistance, low ESL and low noise.

Applications

- PC power sources, inverters, automotive electronics, adapters, industrial machines



◆ Part numbering system

PRL 1220 - R010 - D - T5 Packaging quantity: T5(5,000pcs)

Series code: PRL
Size: PRL0816, PRL1220, PRL1632, PRL3264

Nominal resistance value: R010

Resistance tolerance: D

Temperature coefficient of resistance: T5

RL 3720W T - R10 - F

Series code: RL
Size: RL3720W, RL7520W

Nominal resistance value: R10

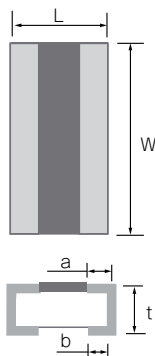
Resistance tolerance: F

Temperature coefficient of resistance: T

◆ Electrical Specification

Type	Power ratings	Temperature coefficient of resistance (ppm/°C)	Resistance range(Ω) Resistance tolerance				Maximum voltage	Resistance value series	Operating temperature	Packaging quantity
			±0.5% (D)	±1% (F)	±2% (G)	±5% (J)				
PRL0816	1/3W	±50	75m≤R≤100m	-	-	-	E-24	-40°C ~ 125°C	T5	
		±100	43m≤R≤68m							
		0~+200	33m≤R≤39m							
		0~+350	18m≤R≤27m 10m≤R≤15m							
PRL1220	2/3W	±50	56m≤R≤100m	-	-	-	E-24 1m step (7m ~ 10m)	-40°C ~ 125°C	T5	
		±100	47m≤R≤51m							
		0~+200	20m≤R≤43m							
		0~+350	10m≤R≤18m							
PRL1632	1W	±50	56m≤R≤100m	-	-	-	E-24 1m step (5m ~ 10m)	-40°C ~ 125°C	T5	
		±100	20m≤R≤51m							
		0~+200	10m≤R≤18m							
		0~+350	5m≤R≤9m							
PRL3264	2W	±50	56m≤R≤100m	-	-	-	E-24 1m step (3m ~ 10m)	-40°C ~ 125°C	T5	
		±100	47m≤R≤51m							
		0~+200	20m≤R≤43m							
		0~+350	10m≤R≤18m 5m≤R≤9m							
RL3720W	1W	±50(Q)	100m≤R≤1	-	-	-	E-24 1m step (1m ~ 10m)	-55°C ~ 125°C	4,000pcs	
		±100(R)	100m≤R≤1							
		0~+200(S)	5m≤R≤91m							
		0~+350(T)	1m≤R≤4m							
RL7520W	2W	±50(Q)	100m≤R≤470m	-	-	-	E-24 1m step (1m ~ 10m)	-55°C ~ 125°C	4,000pcs	
		±100(R)	100m≤R≤470m							
		0~+200(S)	10m≤R≤91m							
		0~+350(T)	10m≤R≤91m							
		0~+420(T)	5m≤R≤9m							
		0~+800(T)	1m≤R≤4m							

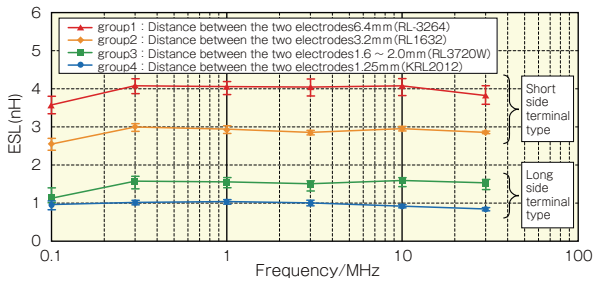
◆ Dimensions



Type	Size (Inch)	L	W	a	b	t
PRL0816	0306	0.80±0.20	1.60±0.20	-	0.20±0.10	0.40±0.10
PRL1220	0508	1.25±0.20	2.00±0.20	-	0.35±0.15	0.50±0.10
PRL1632	0612	1.60±0.20	3.20±0.20	-	0.45±0.15	0.50±0.10
PRL3264	1225	3.20±0.20	6.40±0.20	-	0.90±0.15	0.50±0.10
RL3720W	0815	2.00±0.20	3.75±0.30	0.40±0.20	0.40±0.20	0.50±0.20
RL7520W	0830	2.00±0.20	7.50±0.30	0.40±0.20	0.40±0.20	0.50±0.20

(unit : mm)

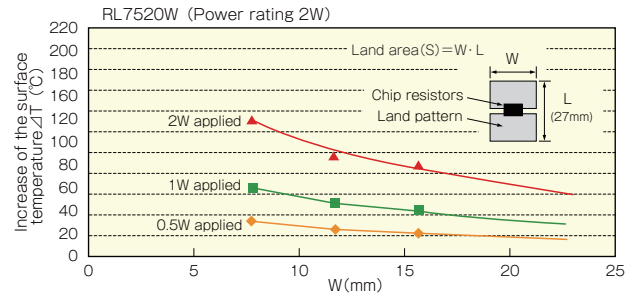
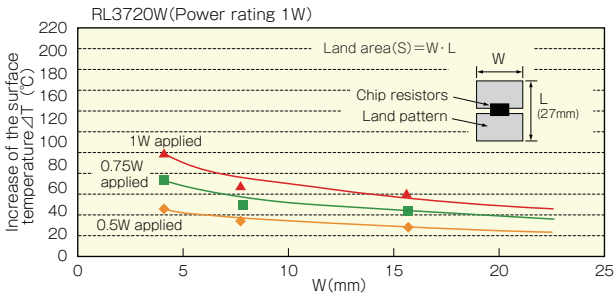
◆ESL (Equivalent series inductance)



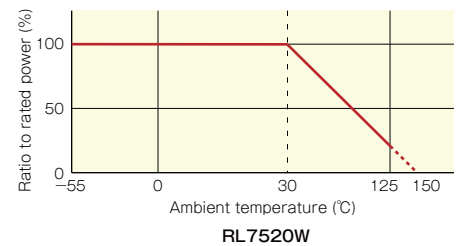
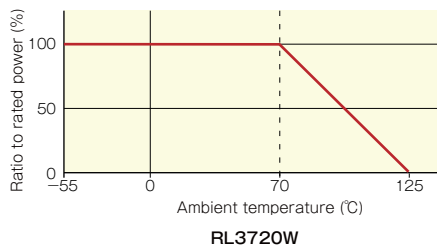
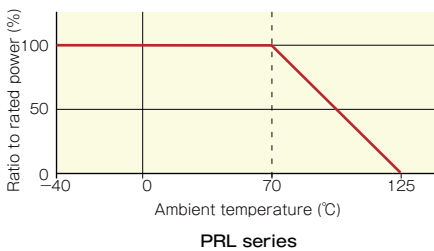
◆Surface temperature data

○ The high power type land pattern and surface temperature

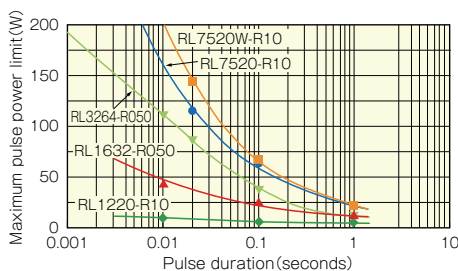
These high-power low resistance chip resistors are designed to dissipate heat efficiently through the land patterns on circuit boards. The actual temperature of the surface of the resistor is dependent upon the dimensions and the shape of the land patterns.



◆Derating Curve



◆Resistance to pulse power



Test procedure



Voltage pulse is applied to the test samples mounted on the test board.

After each pulse, resistance drift is measured. Pulse voltage is increased until the drift exceeds +/-0.5%.

The power at that voltage is defined as the maximum pulse power.

Looking for pricing, stock, or lifecycle information?

Click below to explore more details on WIN SOURCE:

-  [View PRL1632-R005-F-T1 on WIN SOURCE](#)
-  [Susumu Information](#)

Optimize Your Supply Chain with WIN SOURCE Solutions

-  Global Sourcing Solution
-  Obsolete Management
-  Cost Control Management
-  Shortage Management
-  Alternative Solution
-  Excess Inventory Management