




**THE DATASHEET OF  
SM104031007FE**



# Slim-Mox

## Precision Thick Film Planar



### APPLICATIONS

- HV power supplies
- Medical instrumentation
- Current pulse limiters
- Ionization chambers

### FEATURES

- High dielectric & low out-gassing epoxy coating
- Low resistor noise
- Non inductive
- RoHS compliant
- Radial terminals

### SERIES SPECIFICATIONS

| Ohmite Series | Resistance Range (Ohms) | Power @25°C | Max. Operating Voltage | Capacitance (pf) |
|---------------|-------------------------|-------------|------------------------|------------------|
| SLIM-MOX10003 | 100Ω to 500M            | 0.25W       | 1.5KV                  | 1.00             |
| SLIM-MOX10103 | 100Ω to 1,000M          | 0.50W       | 2.0KV                  | 1.00             |
| SLIM-MOX10203 | 200Ω to 5,000M          | 1.00W       | 5.0KV                  | 0.90             |
| SLIM-MOX10303 | 250Ω to 5,000M          | 1.25W       | 7.5KV                  | 0.75             |
| SLIM-MOX10403 | 500Ω to 5,000M          | 1.50W       | 10.0KV                 | 0.70             |
| SLIM-MOX10603 | 750Ω to 5,000M          | 2.00W       | 15.0KV                 | 0.65             |
| SLIM-MOX10803 | 1K to 5,000M            | 2.50W       | 20.0KV                 | 0.60             |
| SLIM-MOX20203 | 500Ω to 5,000M          | 1.50W       | 5.0KV                  | 1.10             |
| SLIM-MOX20403 | 1K to 5,000M            | 2.00W       | 10.0KV                 | 0.80             |
| SLIM-MOX20603 | 2K to 5,000M            | 2.50W       | 15.0KV                 | 0.75             |
| SLIM-MOX20803 | 2K to 5,000M            | 3.00W       | 20.0KV                 | 0.65             |
| SLIM-MOX21003 | 3K to 5,000M            | 3.50W       | 25.0KV                 | 0.60             |
| SLIM-MOX30603 | 3K to 5,000M            | 3.50W       | 15.0KV                 | 0.75             |
| SLIM-MOX30803 | 4K to 5,000M            | 4.00W       | 20.0KV                 | 0.50             |
| SLIM-MOX31003 | 5K to 5,000M            | 4.50W       | 25.0KV                 | 0.40             |
| SLIM-MOX40403 | 3K to 5,000M            | 3.00W       | 10.0KV                 | 1.00             |
| SLIM-MOX40803 | 5K to 5,000M            | 5.00W       | 20.0KV                 | 0.80             |
| SLIM-MOX41003 | 5K to 5,000M            | 5.50W       | 25.0KV                 | 0.50             |

Ohmite's Slim-Mox provides stable performance for a wide range of resistance values, with voltage ratings up to 25K. Low temperature coefficients are available for high stability circuit applications. The space-saving planar package offers an alternative to traditional high voltage resistors.

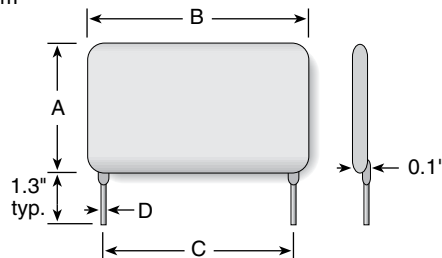
### CHARACTERISTICS

|                                |   |
|--------------------------------|---|
| <b>Resistor Element</b>        | Thick film on Alumina                                   |
| <b>Coating</b>                 | Epoxy or Silicone                                       |
| <b>Terminals</b>               | RoHS solder composition is 96% Sn, 3.5% Ag, 0.5% Cu     |
| <b>Resistance Range</b>        | 100 Ohms to 5,000M                                      |
| <b>Power Rating</b>            | 0.25W to 5.5W   |
| <b>Voltage Rating</b>          | 1.5KV to 25KV   |
| <b>Tolerance</b>               | 0.5% to 20%; not all tolerances available in all values |
| <b>Operating Temperature</b>   | -55°C to +110°C   |
| <b>Temperature Coefficient</b> | See table   |

Contact Ohmite for custom configurations. \*Maximum voltage and power rating determined by Ohm's law:  $P=V^2/R$

### DIMENSIONS

in./mm



| Series        | Power @25°C | A max.        | B max.        | C ±0.025      | D ±0.002       |
|---------------|-------------|---------------|---------------|---------------|----------------|
| SLIM-MOX10003 | 0.25W       | 0.30" / 7.62  | 0.30" / 7.62  | 0.10" / 2.54  | 0.025" / 0.635 |
| SLIM-MOX10103 | 0.50W       | 0.34" / 8.64  | 0.33" / 8.38  | 0.20" / 5.08  | 0.025" / 0.635 |
| SLIM-MOX10203 | 1.00W       | 0.34" / 8.64  | 0.58" / 14.73 | 0.40" / 10.16 | 0.032" / 0.813 |
| SLIM-MOX10303 | 1.25W       | 0.34" / 8.64  | 0.83" / 21.08 | 0.60" / 15.24 | 0.032" / 0.813 |
| SLIM-MOX10403 | 1.50W       | 0.34" / 8.64  | 1.08" / 27.43 | 0.90" / 22.86 | 0.032" / 0.813 |
| SLIM-MOX10603 | 2.00W       | 0.34" / 8.64  | 1.58" / 40.13 | 1.40" / 35.56 | 0.032" / 0.813 |
| SLIM-MOX10803 | 2.50W       | 0.34" / 8.64  | 2.08" / 52.83 | 1.90" / 48.26 | 0.032" / 0.813 |
| SLIM-MOX20203 | 1.50W       | 0.59" / 14.99 | 0.58" / 14.73 | 0.40" / 10.16 | 0.032" / 0.813 |
| SLIM-MOX20403 | 2.00W       | 0.59" / 14.99 | 1.08" / 27.43 | 0.90" / 22.86 | 0.032" / 0.813 |
| SLIM-MOX20603 | 2.50W       | 0.59" / 14.99 | 1.58" / 40.13 | 1.40" / 35.56 | 0.032" / 0.813 |
| SLIM-MOX20803 | 3.00W       | 0.59" / 14.99 | 2.08" / 52.83 | 1.90" / 48.26 | 0.032" / 0.813 |
| SLIM-MOX21003 | 3.50W       | 0.59" / 14.99 | 2.58" / 65.53 | 2.40" / 60.96 | 0.032" / 0.813 |
| SLIM-MOX30603 | 3.50W       | 0.84" / 21.34 | 1.58" / 40.13 | 1.40" / 35.56 | 0.032" / 0.813 |
| SLIM-MOX30803 | 4.00W       | 0.84" / 21.34 | 2.08" / 52.83 | 1.90" / 48.26 | 0.032" / 0.813 |
| SLIM-MOX31003 | 4.50W       | 0.84" / 21.34 | 2.58" / 65.53 | 2.40" / 60.96 | 0.032" / 0.813 |
| SLIM-MOX40403 | 3.00W       | 1.09" / 27.69 | 1.08" / 27.43 | 0.90" / 22.86 | 0.032" / 0.813 |
| SLIM-MOX40803 | 5.00W       | 1.09" / 27.69 | 2.08" / 52.83 | 1.90" / 48.26 | 0.032" / 0.813 |
| SLIM-MOX41003 | 5.50W       | 1.09" / 27.69 | 2.58" / 65.53 | 2.40" / 60.96 | 0.032" / 0.813 |

# Slim-Mox Divider

## Precision Thick Film Voltage



Multiple taps are provided on the Slim-Mox RD for use in advanced circuit designs. Tight ratio tolerances make these resistors ideal for precision applications requiring consistent performance.

### FEATURES

- Custom configurations are available. Contact Ohmite with your specifications
- RoHS compliant

### SERIES SPECIFICATIONS

| Ohmite Series | Power @25°C | Operating Voltage |
|---------------|-------------|-------------------|
| SLIM-MOX103RD | 0.75W       | 5.0KV             |
| SLIM-MOX104RD | 1.00W       | 10.0KV            |
| SLIM-MOX106RD | 1.50W       | 12.0KV            |
| SLIM-MOX108RD | 2.00W       | 15.0KV            |
| SLIM-MOX204RD | 1.50W       | 10.0KV            |
| SLIM-MOX206RD | 2.00W       | 12.0KV            |
| SLIM-MOX208RD | 2.50W       | 20.0KV            |
| SLIM-MOX210RD | 3.00W       | 25.0KV            |
| SLIM-MOX306RD | 3.00W       | 12.0KV            |
| SLIM-MOX308RD | 3.50W       | 20.0KV            |
| SLIM-MOX310RD | 4.00W       | 25.0KV            |
| SLIM-MOX408RD | 4.50W       | 20.0KV            |
| SLIM-MOX410RD | 5.00W       | 25.0KV            |

Contact Ohmite for custom configurations.

### CHARACTERISTICS

**Resistance range** 1M to 5,000M ohms

**Resistance ratio** 100:1 - 5000 : 1

To specify dividers outside this range, please see our website at:

<https://www.ohmite.com/custom-resistor-divider/>

A complete description of the SLIM-MOX Divider is required. EXAMPLE:

$R_T = 500M\Omega$  5%

$R_1 = 499.5M\Omega$  5%

$R_2 = 500K\Omega$  1%

Ratio =  $R_T / R_2 = 1,000:1$ , 1%

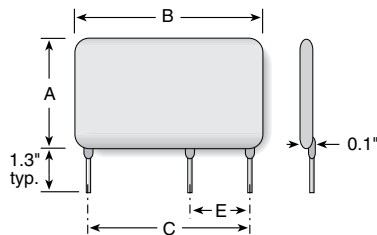
**Resistor element** Thick film on Alumina

**Ratio tolerances** 0.5% to 5%

**Temperature Coefficient Tracking** TCR tracking to 10ppm and VCR tracking to 1ppm

### DIMENSIONS

in.  $\pm 0.025$  /mm



| Series        | C             | E             |
|---------------|---------------|---------------|
| SLIM-MOX103RD | 0.60" / 15.24 | 0.20" / 5.08  |
| SLIM-MOX104RD | 0.90" / 22.86 | 0.20" / 5.08  |
| SLIM-MOX106RD | 1.40" / 35.56 | 0.20" / 5.08  |
| SLIM-MOX108RD | 1.90" / 48.26 | 0.60" / 15.24 |
| SLIM-MOX204RD | 0.90" / 22.86 | 0.20" / 5.08  |
| SLIM-MOX206RD | 1.40" / 35.56 | 0.20" / 5.08  |
| SLIM-MOX208RD | 1.90" / 48.26 | 0.40" / 10.16 |
| SLIM-MOX210RD | 2.40" / 60.96 | 0.20" / 5.08  |
| SLIM-MOX306RD | 1.40" / 35.56 | 0.30" / 7.62  |
| SLIM-MOX308RD | 1.90" / 48.26 | 0.30" / 7.62  |
| SLIM-MOX310RD | 2.40" / 60.96 | 0.20" / 5.08  |
| SLIM-MOX408RD | 1.90" / 48.26 | 0.30" / 7.62  |
| SLIM-MOX410RD | 2.40" / 60.96 | 0.20" / 5.08  |

# Slim-Mox HT

## High Temperature Thick Film Precision

The Slim-Mox HT provides a higher power rating for high ambient temperature environments. Appropriate for mounting near heat generating components. The Slim-Mox HT is finished with a rugged silicone coating suitable for most environments.

### SERIES SPECIFICATIONS

| Ohmite Series | Resistance Range (Ohms) | Power @25°C | Voltage Rating |
|---------------|-------------------------|-------------|----------------|
| SLIM-MOX10002 | 100Ω to 500M            | 0.40W       | 1.5KV          |
| SLIM-MOX10102 | 100Ω to 1,000M          | 0.75W       | 2.0KV          |
| SLIM-MOX10202 | 200Ω to 5,000M          | 1.50W       | 5.0KV          |
| SLIM-MOX10302 | 250Ω to 5,000M          | 2.00W       | 7.5KV          |
| SLIM-MOX10402 | 500Ω to 5,000M          | 2.50W       | 10.0KV         |
| SLIM-MOX10602 | 750Ω to 5,000M          | 3.25W       | 15.0KV         |
| SLIM-MOX10802 | 1K to 5,000M            | 4.25W       | 20.0KV         |
| SLIM-MOX20202 | 500Ω to 5,000M          | 2.50W       | 5.0KV          |
| SLIM-MOX20402 | 1K to 5,000M            | 3.25W       | 10.0KV         |
| SLIM-MOX20602 | 2K to 5,000M            | 4.25W       | 15.0KV         |
| SLIM-MOX20802 | 2K to 5,000M            | 5.00W       | 20.0KV         |
| SLIM-MOX21002 | 3K to 5,000M            | 5.75W       | 25.0KV         |
| SLIM-MOX30602 | 3K to 5,000M            | 5.50W       | 15.0KV         |
| SLIM-MOX30802 | 4K to 5,000M            | 6.75W       | 20.0KV         |
| SLIM-MOX31002 | 5K to 5,000M            | 7.50W       | 25.0KV         |
| SLIM-MOX40402 | 3K to 5,000M            | 5.00W       | 10.0KV         |
| SLIM-MOX40802 | 5K to 5,000M            | 8.25W       | 20.0KV         |
| SLIM-MOX41002 | 5K to 5,000M            | 9.00W       | 25.0KV         |

Contact Ohmite for custom configurations.

### APPLICATIONS

- HV power supplies
- Medical instrumentation
- Current pulse limiters
- Ionization chambers

### FEATURES

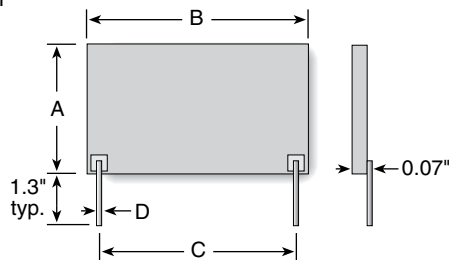
- Outstanding voltage coefficient
- High temperature silicone coating
- Low resistor noise
- Noninductive
- Custom configurations are available. Contact Ohmite with your specifications
- RoHS compliant
- Radial Terminals

### CHARACTERISTICS

|                              |   |
|------------------------------|---|
| <b>Resistor Element</b>      | Thick film on Alumina                                   |
| <b>Coating</b>               | Silicone  |
| <b>Resistance Range</b>      | 100Ω to 5,000M  |
| <b>Power Rating</b>          | 0.25W to 9.0W   |
| <b>Voltage Rating</b>        | 1.5KV to 25KV   |
| <b>Tolerance</b>             | 0.5% to 20%; not all tolerances available in all values |
| <b>Operating Temperature</b> | -55°C to +180°C   |

### DIMENSIONS

in. /mm



| Series        | Power @25°C | A max.        | B max.        | C ±0.025      | D ±0.002       |
|---------------|-------------|---------------|---------------|---------------|----------------|
| SLIM-MOX10002 | 0.40W       | 0.20" / 5.08  | 0.20" / 5.08  | 0.10" / 2.54  | 0.025" / 0.635 |
| SLIM-MOX10102 | 0.75W       | 0.25" / 6.35  | 0.25" / 6.35  | 0.20" / 5.08  | 0.025" / 0.635 |
| SLIM-MOX10202 | 1.50W       | 0.25" / 6.35  | 0.50" / 12.70 | 0.40" / 10.16 | 0.032" / 0.813 |
| SLIM-MOX10302 | 2.00W       | 0.25" / 6.35  | 0.75" / 19.05 | 0.60" / 15.24 | 0.032" / 0.813 |
| SLIM-MOX10402 | 2.50W       | 0.25" / 6.35  | 1.00" / 25.40 | 0.90" / 22.86 | 0.032" / 0.813 |
| SLIM-MOX10602 | 3.25W       | 0.25" / 6.35  | 1.50" / 38.10 | 1.40" / 35.56 | 0.032" / 0.813 |
| SLIM-MOX10802 | 4.25W       | 0.25" / 6.35  | 2.00" / 50.80 | 1.90" / 48.26 | 0.032" / 0.813 |
| SLIM-MOX20202 | 2.50W       | 0.50" / 12.70 | 0.50" / 12.70 | 0.40" / 10.16 | 0.032" / 0.813 |
| SLIM-MOX20402 | 3.25W       | 0.50" / 12.70 | 1.00" / 38.10 | 0.90" / 22.86 | 0.032" / 0.813 |
| SLIM-MOX20602 | 4.25W       | 0.50" / 12.70 | 1.50" / 38.10 | 1.40" / 35.56 | 0.032" / 0.813 |
| SLIM-MOX20802 | 5.00W       | 0.50" / 12.70 | 2.00" / 50.80 | 1.90" / 48.26 | 0.032" / 0.813 |
| SLIM-MOX21002 | 5.75W       | 0.50" / 12.70 | 2.50" / 63.50 | 2.40" / 60.96 | 0.032" / 0.813 |
| SLIM-MOX30602 | 5.50W       | 0.75" / 19.05 | 1.50" / 38.10 | 1.40" / 35.56 | 0.032" / 0.813 |
| SLIM-MOX30802 | 6.75W       | 0.75" / 19.05 | 2.00" / 50.80 | 1.90" / 48.26 | 0.032" / 0.813 |
| SLIM-MOX31002 | 7.50W       | 0.75" / 19.05 | 2.50" / 63.50 | 2.40" / 60.96 | 0.032" / 0.813 |
| SLIM-MOX40402 | 5.00W       | 1.00" / 25.40 | 1.00" / 25.40 | 0.90" / 22.86 | 0.032" / 0.813 |
| SLIM-MOX40802 | 8.25W       | 1.00" / 25.40 | 2.00" / 50.80 | 1.90" / 48.26 | 0.032" / 0.813 |
| SLIM-MOX41002 | 9.00W       | 1.00" / 25.40 | 2.50" / 63.50 | 2.40" / 60.96 | 0.032" / 0.813 |

# Slim-Mox HT Divider

## High Temperature Thick Film Voltage Divider

Slim-Mox HT RD resistor dividers complete the Slim-Mox family with the high temperature divider configuration. These resistors are useful wherever multiple voltage drops are needed in a circuit. Designed to customer specifications, the Slim-Mox HT RD resistor utilizes our thick film on alumina technology to offer flexible termination schemes.

### FEATURES

- High Temperature Operation
- RoHS compliant
- Radial Terminals

### SERIES SPECIFICATIONS

| Ohmite Series | Power @25°C | Operating Voltage |
|---------------|-------------|-------------------|
| SLIM-MOX103RD | 1.25W       | 5.0KV             |
| SLIM-MOX104RD | 1.50W       | 10.0KV            |
| SLIM-MOX106RD | 2.50W       | 12.0KV            |
| SLIM-MOX108RD | 3.25W       | 15.0KV            |
| SLIM-MOX204RD | 2.50W       | 10.0KV            |
| SLIM-MOX206RD | 3.25W       | 12.0KV            |
| SLIM-MOX208RD | 4.25W       | 20.0KV            |
| SLIM-MOX210RD | 5.00W       | 25.0KV            |
| SLIM-MOX306RD | 4.50W       | 12.0KV            |
| SLIM-MOX308RD | 5.00W       | 20.0KV            |
| SLIM-MOX310RD | 5.75W       | 25.0KV            |
| SLIM-MOX408RD | 6.75W       | 20.0KV            |
| SLIM-MOX410RD | 7.50W       | 25.0KV            |

Contact Ohmite for custom configurations.

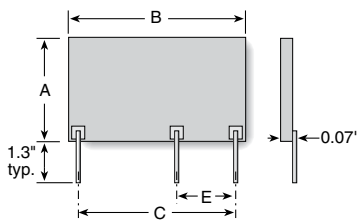
### CHARACTERISTICS

|   |  |
|---|--|
| <b>Resistance range</b>                 | 1M to 5,000M ohms  |
| <b>Resistance ratio</b>                 | 100:1 - 5000 : 1<br>To specify dividers outside this range, please see our website at:<br><a href="https://www.ohmite.com/custom-resistor-divider/">https://www.ohmite.com/custom-resistor-divider/</a><br>A complete description of the SLIM-MOX Divider is required. EXAMPLE:<br>R <sub>T</sub> = 500MΩ 5%<br>R <sub>1</sub> = 499.5MΩ 5%<br>R <sub>2</sub> = 500KΩ 1%<br>Ratio = R <sub>T</sub> / R <sub>2</sub> = 1,000: 1, 1% |
| <b>Resistor element</b>                 | Thick film on Alumina  |
| <b>Ratio tolerances</b>                 | 0.5% to 5%   |
| <b>Temperature Coefficient Tracking</b> | TCR tracking to 10ppm and VCR tracking to 1ppm   |

To specify Slim-Mox Dividers, please see our website at:  
<https://www.ohmite.com/custom-resistor-divider/>

### DIMENSIONS

in. ±0.025 /mm



| Series        | Power Rating | C             | E             |
|---------------|--------------|---------------|---------------|
| SLIM-MOX103RD | 1.25W        | 0.60" / 15.24 | 0.20" / 5.08  |
| SLIM-MOX104RD | 1.50W        | 0.90" / 22.86 | 0.20" / 5.08  |
| SLIM-MOX106RD | 2.50W        | 1.40" / 35.56 | 0.20" / 5.08  |
| SLIM-MOX108RD | 3.25W        | 0.90" / 22.86 | 0.60" / 15.24 |
| SLIM-MOX204RD | 2.50W        | 0.90" / 22.86 | 0.20" / 5.08  |
| SLIM-MOX206RD | 3.25W        | 1.40" / 35.56 | 0.20" / 5.08  |
| SLIM-MOX208RD | 4.25W        | 1.90" / 48.26 | 0.40" / 10.16 |
| SLIM-MOX210RD | 5.00W        | 2.40" / 60.96 | 0.20" / 5.08  |
| SLIM-MOX306RD | 4.50W        | 1.40" / 35.56 | 0.30" / 7.62  |
| SLIM-MOX308RD | 5.00W        | 1.90" / 48.26 | 0.30" / 7.62  |
| SLIM-MOX310RD | 5.75W        | 2.40" / 60.96 | 0.20" / 5.08  |
| SLIM-MOX408RD | 6.75W        | 1.90" / 48.26 | 0.30" / 7.62  |
| SLIM-MOX410RD | 7.50W        | 2.40" / 60.96 | 0.20" / 5.08  |

(continued)

# Slim-Mox

## All products

### TEMPERATURE/VOLTAGE COEFFICIENTS OF RESISTANCE

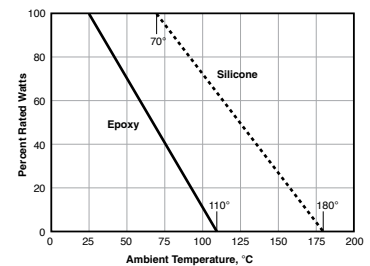
| Resistor Series | Temp. Coeff. of Resistance* |                         |                  | Voltage Coeff. of Resistance** |                  |
|-----------------|-----------------------------|-------------------------|------------------|--------------------------------|------------------|
|                 | 0°C-85°C<br>25 PPM/°C       | 85°C-125°C<br>50 PPM/°C | 100 PPM/°C       | < 2PPM/Volt                    | < 5PPM/Volt      |
| SLIM-MOX100     | 100 to 300M                 | 100Ω to 50M             | 51M to 500M      | 100Ω to 140M                   | 141M to 500M     |
| SLIM-MOX101     | 100 to 800M                 | 100Ω to 100M            | 101M to 1,000M   | 100Ω to 270M                   | 271M to 1,000M   |
| SLIM-MOX102     | 200 to 1,500M               | 200Ω to 250M            | 251M to 5,000M   | 200Ω to 640M                   | 641M to 5,000M   |
| SLIM-MOX103     | 250 to 800M                 | 250Ω to 440M            | 441M to 5,000M   | 250Ω to 1,100M                 | 1,101M to 5,000M |
| SLIM-MOX104     | 500 to 2,500M               | 500Ω to 450M            | 451M to 5,000M   | 500Ω to 1,100M                 | 1,101M to 5,000M |
| SLIM-MOX106     | 750 to 5,000M               | 750Ω to 675M            | 676M to 5,000M   | 750Ω to 1,600M                 | 1,601M to 5,000M |
| SLIM-MOX108     | 1K to 2,500M                | 1K to 375M              | 376M to 5,000M   | 1K to 940M                     | 941M to 5,000M   |
| SLIM-MOX202     | 500 to 1,500M               | 500Ω to 200M            | 201M to 5,000M   | 500Ω to 520M                   | 521M to 5,000M   |
| SLIM-MOX204     | 1K to 1,750M                | 1K to 375M              | 376M to 5,000M   | 1K to 950M                     | 951M to 5,000M   |
| SLIM-MOX206     | 2K to 4,500M                | 2K to 600M              | 601M to 5,000M   | 2K to 1,500M                   | 1,501M to 5,000M |
| SLIM-MOX208     | 2K to 5,000M                | 2K to 1,000M            | 1,001M to 5,000M | 2K to 2,500M                   | 2,501M to 5,000M |
| SLIM-MOX210     | 3K to 5,000M                | 3K to 1,000M            | 1,001M to 5,000M | 3K to 2,600M                   | 2,601M to 5,000M |
| SLIM-MOX306     | 3K to 5,000M                | 3K to 1,000M            | 1,001M to 5,000M | 3K to 2,600M                   | 2,601M to 5,000M |
| SLIM-MOX308     | 4K to 5,000M                | 4K to 1,200M            | 1,201M to 5,000M | 4K to 3,000M                   | 3,001M to 5,000M |
| SLIM-MOX310     | 5K to 5,000M                | 5K to 1,500M            | 1,501M to 5,000M | 5K to 4,000M                   | 4,001M to 5,000M |
| SLIM-MOX404     | 3K to 5,000M                | 3K to 1,100M            | 1,101M to 5,000M | 3K to 2,800M                   | 2,801M to 5,000M |
| SLIM-MOX408     | 5K to 5,000M                | 5K to 1,250M            | 1,251M to 5,000M | 5K to 3,000M                   | 3,001M to 5,000M |
| SLIM-MOX410     | 5K to 5,000M                | 5K to 1,200M            | 1,201M to 5,000M | 5K to 3,000M                   | 3,001M to 5,000M |
| SLIM-MOX103RD   | 1M to 800M                  | 1M to 70M               | 71M to 5,000M    | 1M to 185M                     | 186M to 5,000M   |
| SLIM-MOX104RD   | 1M to 2,500M                | 1M to 275M              | 276M to 5,000M   | 1M to 720M                     | 721M to 5,000M   |
| SLIM-MOX106RD   | 1M to 5,000M                | 1M to 250M              | 251M to 5,000M   | 1M to 640M                     | 641M to 5,000M   |
| SLIM-MOX108RD   | 1M to 2,500M                | 1M to 350M              | 351M to 5,000M   | 1M to 875M                     | 876M to 5,000M   |
| SLIM-MOX204RD   | 1M to 1,750M                | 1M to 300M              | 301M to 5,000M   | 1M to 750M                     | 751M to 5,000M   |
| SLIM-MOX206RD   | 1M to 4,500M                | 1M to 1,750M            | 1,751M to 5,000M | 1M to 4,500M                   | 4,501M to 5,000M |
| SLIM-MOX208RD   | 1M to 5,000M                | 1M to 625M              | 626M to 5,000M   | 1M to 1,550M                   | 1,551M to 5,000M |
| SLIM-MOX210RD   | 1M to 5,000M                | 1M to 950M              | 951M to 5,000M   | 1M to 2,400M                   | 2,401M to 5,000M |
| SLIM-MOX306RD   | 1M to 5,000M                | 1M to 800M              | 801M to 5,000M   | 1M to 2,000M                   | 2,001M to 5,000M |
| SLIM-MOX308RD   | 1M to 5,000M                | 1M to 1,200M            | 1,201M to 5,000M | 1M to 2,600M                   | 2,601M to 5,000M |
| SLIM-MOX310RD   | 1M to 5,000M                | 1M to 1,000M            | 1,001M to 5,000M | 1M to 3,900M                   | 3,901M to 5,000M |
| SLIM-MOX408RD   | 1M to 5,000M                | 1M to 1,600M            | 1,601M to 5,000M | 1M to 4,000M                   | 4,001M to 5,000M |
| SLIM-MOX410RD   | 1M to 5,000M                | 1M to 1,200M            | 1,201M to 5,000M | 1M to 3,000M                   | 3,001M to 5,000M |

\* Consult factory for TCR values operating higher than 125°C  
 \*\*VC's of <2PPM/Volt are available. Contact Ohmite with your requirement.

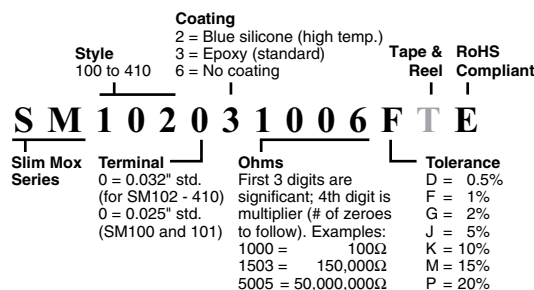
### PERFORMANCE DATA

| Characteristic                  | Test Method                                      | Specification                        |
|---------------------------------|--|--------------------------------------|
| Humidity                        | MIL-STD-202, Method 103B, Condition B            | ±0.25%                               |
| Dielectric Withstanding Voltage | MIL-STD-202, Method 301, 750V                    | ±0.25%                               |
| Insulation Resistance           | MIL-STD-202, Method 302, Condition A or B        | >10,000M or greater dry              |
| Thermal Shock                   | MIL-STD-202, Method 107G, Condition B, B-1, or F | ±0.20%                               |
| Load Life                       | MIL-STD-202, Method 108A, Condition D            | ±1.0%                                |
| Resistance to Solvents          | MIL-STD-202, Method 215G                         | No degradation of coating or marking |
| Terminal Strength               | MIL-STD-202, Method 211A, Condition A or B       | ±0.25%                               |
| Shock (Specified Pulse)         | MIL-STD-202, Method 213B, Condition I            | ±0.25%                               |
| Vibration, High Frequency       | MIL-STD-202, Method 204D, Condition D            | ±.020%                               |
| Power Conditioning              | MIL-R-49462A, Par 4.8                            | ±0.50%                               |
| Solderability                   | MIL-STD-202, Method 208F                         | >95% Coverage                        |

### DERATING



### ORDERING INFORMATION



Not all tolerances available in all values.  
 To specify Slim-Mox Dividers, please see our website at:  
<https://www.ohmite.com/custom-resistor-divider/>

## Looking for pricing, stock, or lifecycle information?

Click below to explore more details on WIN SOURCE:

 [View SM104031007FE on WIN SOURCE](#)

 [Ohmite Information](#)

## Optimize Your Supply Chain with WIN SOURCE Solutions

-  Global Sourcing Solution
-  Obsolete Management
-  Cost Control Management
-  Shortage Management
-  Alternative Solution
-  Excess Inventory Management