



**THE DATASHEET OF
BZX79C3V3**





ON Semiconductor®

BZX79C2V4 - BZX79C56

Zener Diodes

Tolerance = 5%



DO-35 Glass case

COLOR BAND DENOTES CATHODE

Absolute Maximum Ratings * T_A = 25°C unless otherwise noted

Symbol	Parameter	Value	Units
P _D	Power Dissipation @ TL ≤ 75°C, Lead Length = 3/8"	500	mW
	Derate above 75°C	4.0	mW/°C
T _J , T _{STG}	Operating and Storage Temperature Range	-65 to +200	°C

* These ratings are limiting values above which the serviceability of the diode may be impaired.

Electrical Characteristics T_A = 25°C unless otherwise noted

Device	Zener Voltage (Note 1)			Z _Z @ I _Z (Ω)	Leakage Current		T _C (mV / °C)		C (pF)
	Min.	Max.	I _Z (mA)	Max.	I _R (μA)	V _R (V)	Min.	Max.	V _Z = 0, f = 1MHz
BZX79C2V4	2.2	2.6	5	100	100	1	-3.5	0	255
BZX79C2V7	2.5	2.9	5	100	75	1	-3.5	0	230
BZX79C3V0	2.8	3.2	5	95	50	1	-3.5	0	215
BZX79C3V3	3.1	3.5	5	95	25	1	-3.5	0	200
BZX79C3V6	3.4	3.8	5	90	15	1	-3.5	0	185
BZX79C3V9	3.7	4.1	5	90	10	1	-3.5	+0.3	175
BZX79C4V3	4	4.6	5	90	5	1	-3.5	+1	160
BZX79C4V7	4.4	5	5	80	3	2	-3.5	+0.2	130
BZX79C5V1	4.8	5.4	5	60	2	2	-2.7	+1.2	110
BZX79C5V6	5.2	6	5	40	1	2	-2	+2.5	95
BZX79C6V2	5.8	6.6	5	10	3	4	0.4	3.7	90
BZX79C6V8	6.4	7.2	5	15	2	4	1.2	4.5	85
BZX79C7V5	7	7.9	5	15	1	5	2.5	5.3	80
BZX79C8V2	7.7	8.7	5	15	0.7	5	3.2	6.2	75
BZX79C9V1	8.5	9.6	5	15	0.5	6	3.8	7	70
BZX79C10	9.4	10.6	5	20	0.2	7	4.5	8	70
BZX79C11	10.4	11.6	5	20	0.1	8	5.4	9	65
BZX79C12	11.4	12.7	5	25	0.1	8	6	10	65
BZX79C13	12.4	14.1	5	30	0.1	8	7	11	60
BZX79C15	13.8	15.6	5	30	0.05	10.5	9.2	13	55
BZX79C16	15.3	17.1	5	40	0.05	11.2	10.4	14	52
BZX79C18	16.8	19.1	5	45	0.05	12.6	12.9	16	47
BZX79C20	18.8	21.2	5	55	0.05	14	14.4	18	36
BZX79C22	20.8	23.3	5	55	0.05	15.4	16.4	20	34
BZX79C24	22.8	25.6	5	70	0.05	16.8	18.4	22	33

Device	Zener Voltage (Note 1)			Z _Z @ I _Z (Ω)	Leakage Current		T _C (mV / °C)		C (pF)
	Min.	Max.	I _Z (mA)	Max.	I _R (μA)	V _R (V)	Min.	Max.	V _Z = 0, f = 1MHz
BZX79C27	25.1	28.9	2	80	0.05	18.9	-	23.5	30
BZX79C30	28	32	2	80	0.05	21	-	26	27
BZX79C33	31	35	2	80	0.05	23.1	-	29	25
BZX79C36	34	38	2	90	0.05	25.2	-	31	23
BZX79C39	37	41	2	130	0.05	27.3	-	34	21
BZX79C43	40	46	2	150	0.05	30.1	-	37	21
BZX79C47	44	50	2	170	0.05	32.9	-	40	19
BZX79C51	48	54	2	180	0.5	35.7	-	44	19
BZX79C56	52	60	2	200	0.05	39.2	-	47	18

V_F Forward Voltage = 1.5V Max @ I_F = 100mA

Notes:

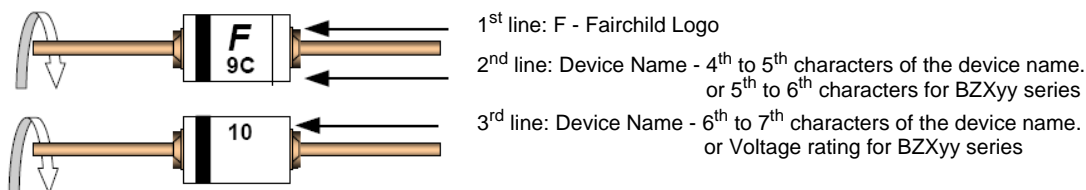
1. Zener Voltage (V_Z)

The zener voltage is measured with the device junction in the thermal equilibrium at the lead temperature (T_L) at 30°C ± 1°C and 3/8" lead length.

Top Mark Information

Device	Line 1	Line 2	Line 3
BZX79C2V4	LOGO	9C	2V4
BZX79C2V7	LOGO	9C	2V7
BZX79C3V0	LOGO	9C	3V0
BZX79C3V3	LOGO	9C	3V3
BZX79C3V6	LOGO	9C	3V6
BZX79C3V9	LOGO	9C	3V9
BZX79C4V3	LOGO	9C	4V3
BZX79C4V7	LOGO	9C	4V7
BZX79C5V1	LOGO	9C	5V1
BZX79C5V6	LOGO	9C	5V6
BZX79C6V2	LOGO	9C	6V2
BZX79C6V8	LOGO	9C	6V8
BZX79C7V5	LOGO	9C	7V5
BZX79C8V2	LOGO	9C	8V2
BZX79C9V1	LOGO	9C	9V1
BZX79C10	LOGO	9C	10
BZX79C11	LOGO	9C	11
BZX79C12	LOGO	9C	12
BZX79C13	LOGO	9C	13
BZX79C15	LOGO	9C	15
BZX79C16	LOGO	9C	16
BZX79C18	LOGO	9C	18
BZX79C20	LOGO	9C	20
BZX79C22	LOGO	9C	22
BZX79C24	LOGO	9C	24
BZX79C27	LOGO	9C	27
BZX79C30	LOGO	9C	30
BZX79C33	LOGO	9C	33
BZX79C36	LOGO	9C	36
BZX79C39	LOGO	9C	39
BZX79C43	LOGO	9C	43
BZX79C47	LOGO	9C	47
BZX79C51	LOGO	9C	51
BZX79C56	LOGO	9C	56

Top Mark Information (Continued)



General Requirements:

- 1.0 Cathode Band
- 2.0 First Line: F - Fairchild Logo
- 3.0 Second Line: Device name - For 1Nxx series: 4th to 5th characters of the device name.
For BZxx series: 5th to 6th characters of the device name.
- 4.0 Third Line: Device name - For 1Nxx series: 6th to 7th characters of the device name.
For BZXyy series: Voltage rating
- 5.0 Devices shall be marked as required in the device specification (PID or FSC Test Spec).
- 6.0 Maximum no. of marking lines: 3
- 7.0 Maximum no. of digits per line: 2
- 8.0 FSC logo must be 20 % taller than the alphanumeric marking and should occupy the 2 characters of the specified line.
- 9.0 Marking Font: Arial (Except FSC Logo)
- 10.0 First character of each marking line must be aligned vertically.
- 11.0 All device markings must be based on Fairchild device specification.

ON Semiconductor and  are trademarks of Semiconductor Components Industries, LLC dba ON Semiconductor or its subsidiaries in the United States and/or other countries. ON Semiconductor owns the rights to a number of patents, trademarks, copyrights, trade secrets, and other intellectual property. A listing of ON Semiconductor's product/patent coverage may be accessed at www.onsemi.com/site/pdf/Patent-Marking.pdf. ON Semiconductor reserves the right to make changes without further notice to any products herein. ON Semiconductor makes no warranty, representation or guarantee regarding the suitability of its products for any particular purpose, nor does ON Semiconductor assume any liability arising out of the application or use of any product or circuit, and specifically disclaims any and all liability, including without limitation special, consequential or incidental damages. Buyer is responsible for its products and applications using ON Semiconductor products, including compliance with all laws, regulations and safety requirements or standards, regardless of any support or applications information provided by ON Semiconductor. "Typical" parameters which may be provided in ON Semiconductor data sheets and/or specifications can and do vary in different applications and actual performance may vary over time. All operating parameters, including "Typicals" must be validated for each customer application by customer's technical experts. ON Semiconductor does not convey any license under its patent rights nor the rights of others. ON Semiconductor products are not designed, intended, or authorized for use as a critical component in life support systems or any FDA Class 3 medical devices or medical devices with a same or similar classification in a foreign jurisdiction or any devices intended for implantation in the human body. Should Buyer purchase or use ON Semiconductor products for any such unintended or unauthorized application, Buyer shall indemnify and hold ON Semiconductor and its officers, employees, subsidiaries, affiliates, and distributors harmless against all claims, costs, damages, and expenses, and reasonable attorney fees arising out of, directly or indirectly, any claim of personal injury or death associated with such unintended or unauthorized use, even if such claim alleges that ON Semiconductor was negligent regarding the design or manufacture of the part. ON Semiconductor is an Equal Opportunity/Affirmative Action Employer. This literature is subject to all applicable copyright laws and is not for resale in any manner.

PUBLICATION ORDERING INFORMATION

LITERATURE FULFILLMENT:



Literature Distribution Center for ON Semiconductor
19521 E. 32nd Pkwy, Aurora, Colorado 80011 USA
Phone: 303-675-2175 or 800-344-3860 Toll Free USA/Canada
Fax: 303-675-2176 or 800-344-3867 Toll Free USA/Canada
Email: orderlit@onsemi.com

N. American Technical Support: 800-282-9855 Toll Free
USA/Canada
Europe, Middle East and Africa Technical Support:
Phone: 421 33 790 2910
Japan Customer Focus Center
Phone: 81-3-5817-1050

ON Semiconductor Website: www.onsemi.com
Order Literature: <http://www.onsemi.com/orderlit>
For additional information, please contact your local
Sales Representative

Looking for pricing, stock, or lifecycle information?

Click below to explore more details on WIN SOURCE:

-  [View BZX79C3V3 on WIN SOURCE](#)
-  [Fairchild/ON Semiconductor Information](#)

Optimize Your Supply Chain with WIN SOURCE Solutions

-  Global Sourcing Solution
-  Obsolete Management
-  Cost Control Management
-  Shortage Management
-  Alternative Solution
-  Excess Inventory Management