



**THE DATASHEET OF
RCH110NP-101K**



PIN type Power Inductor

RCH-110



Description

- Ferrite drum core construction.
- Magnetically unshielded
- LxWxH: 10.5x10.5x10.5mm Max.
- Product weight: 3.1 g(Ref.)
- Moisture Sensitivity Level: 1
- RoHS compliance



Environmental Data

- Operating temperature range: -40°C~+100°C (Including coil's self-temperature rise)
- Storage temperature range: -40°C~+100°C

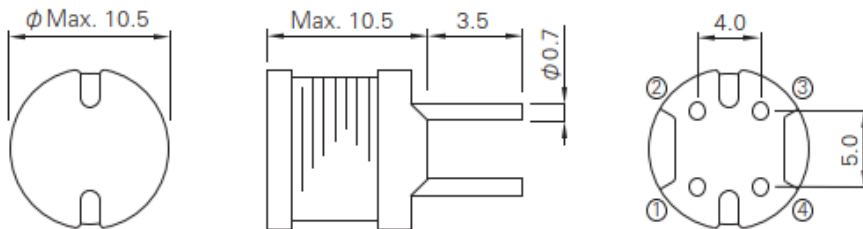
Packaging

- Box packaging (100pcs/box)

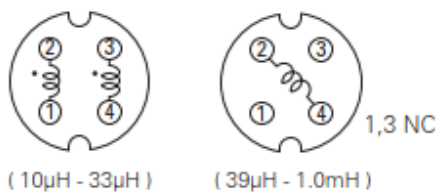
Applications

- Ideally used in Printers, LCD TV, DVD, Copy Machine, Mainboard of the compounding machines, etc. as DC-DC Converter inductors.

Dimensions - [mm]



Connection



Note: This specification is subject to change without notice. Please contact your nearest sales office for updated information when placing an order.

PIN type Power Inductor

RCH-110



Electrical Characteristics

Part Name	Inductance (μH) [Within]	D.C.R (mΩ) Max.	Saturation current (A) Max. (Typ.) 20°C ※1	Temperature rise current (A) (Typ.) ※2
RCH110NP-100M	10±20%	22.0	4.90 (5.50)	(6.70)
RCH110NP-120M	12±20%	23.0	4.60 (5.10)	(6.10)
RCH110NP-150M	15±20%	26.0	4.20 (4.70)	(5.90)
RCH110NP-180M	18±20%	33.0	3.80 (4.30)	(5.00)
RCH110NP-220M	22±20%	37.0	3.40 (4.70)	(4.70)
RCH110NP-270M	27±20%	48.0	3.10 (3.50)	(4.10)
RCH110NP-330K	33±20%	55.0	2.90 (3.20)	(3.70)
RCH110NP-390K	39±20%	73.0	2.60 (2.90)	(3.10)
RCH110NP-470K	47±20%	83.0	2.30 (2.60)	(2.90)
RCH110NP-560K	56±20%	92.0	2.10 (2.40)	(2.70)
RCH110NP-680K	68±10%	120	1.90 (2.15)	(2.30)
RCH110NP-820K	82±10%	140	1.80 (2.00)	(2.20)
RCH110NP-101K	100±10%	160	1.60 (1.78)	(2.00)
RCH110NP-121K	120±10%	200	1.44 (1.60)	(1.85)
RCH110NP-151K	150±10%	230	1.34 (1.49)	(1.80)
RCH110NP-181K	180±10%	310	1.22 (1.35)	(1.60)
RCH110NP-221K	220±10%	340	1.08 (1.20)	(1.42)
RCH110NP-271K	270±10%	400	0.99 (1.00)	(1.22)
RCH110NP-331K	330±10%	520	0.90 (1.00)	(1.10)
RCH106NP-391K	390±10%	650	0.81 (0.90)	(1.00)
RCH110NP-471K	470±10%	710	0.74 (0.82)	(0.96)
RCH110NP-561K	560±10%	1,000	0.68 (0.75)	(0.80)
RCH110NP-681K	680±10%	1,100	0.62 (0.69)	(0.75)

Note: This specification is subject to change without notice. Please contact your nearest sales office for updated information when placing an order.

PIN type Power Inductor

RCH-110



Part Name	Inductance (μH) [Within]	D.C.R(mΩ) Max.	Saturation current (A) Max. (Typ.) 20°C ※1	Temperature rise current (A) (Typ.) ※2
RCH110NP-821K	820±10%	1,300	0.57 (0.63)	(0.70)
RCH110NP-102K	1,000±10%	1,700	0.50 (0.56)	(0.58)

※ 1 Saturation current: The value of DC current when the inductance becomes 10% lower than its initial value.

※ 2 Temperature rise current: The current when temperature of coil becomes $\Delta T=40^{\circ}\text{C}$ ($T_a=20^{\circ}\text{C}$)

Note: This specification is subject to change without notice. Please contact your nearest sales office for updated information when placing an order.

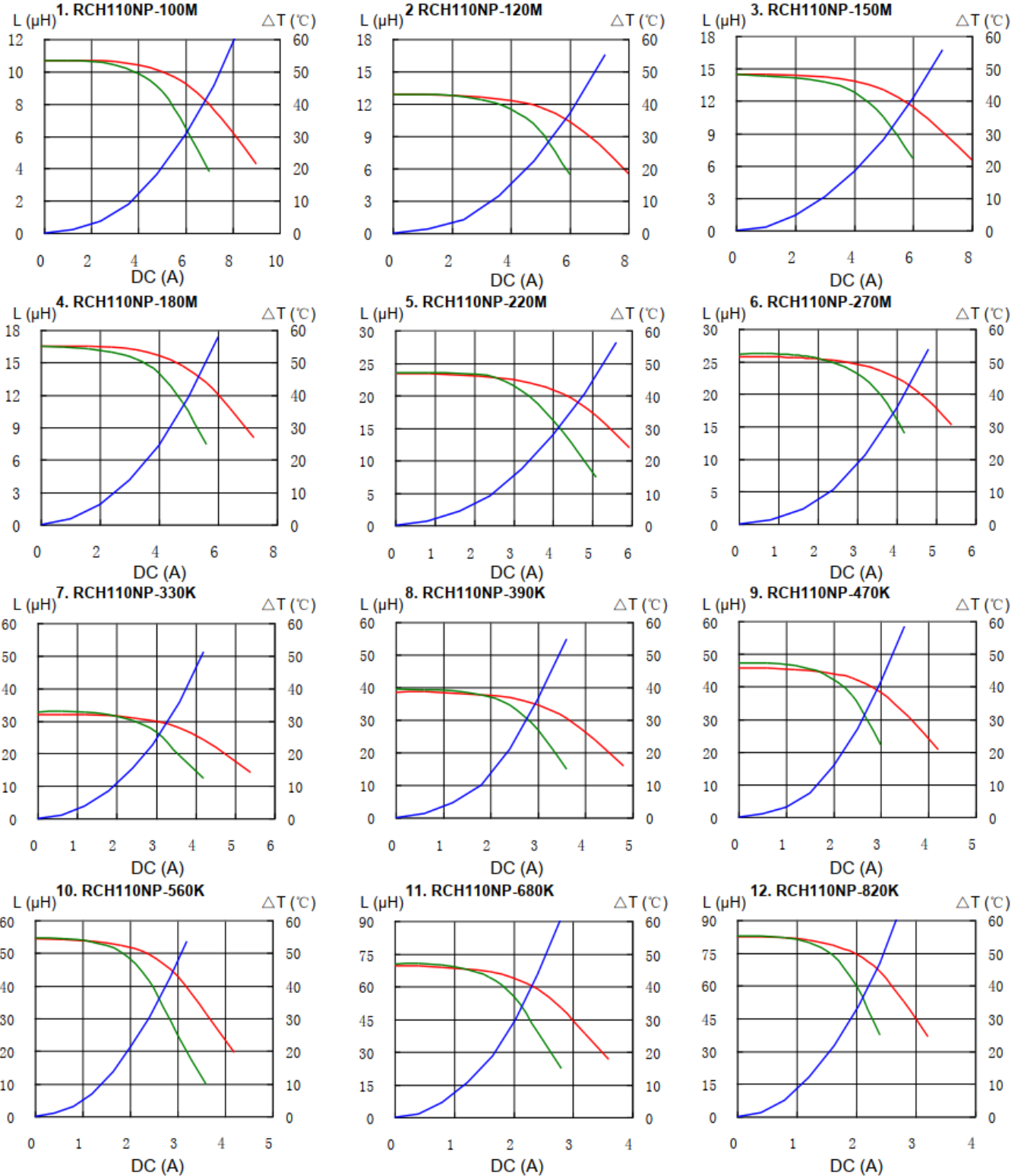
PIN type Power Inductor

RCH-110



Saturation Current & Temperature Rise Graph

— L (20°C) — L (100°C) — ΔT



Note: This specification is subject to change without notice. Please contact your nearest sales office for updated information when placing an order.

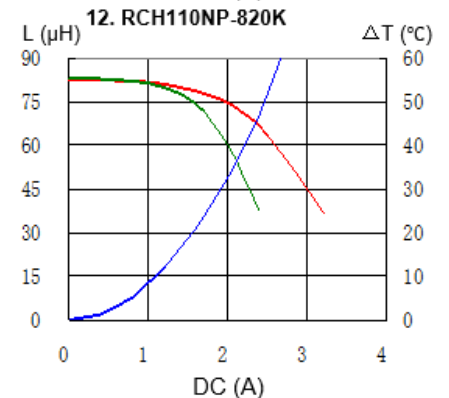
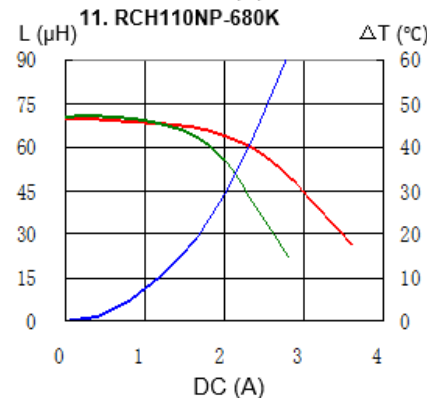
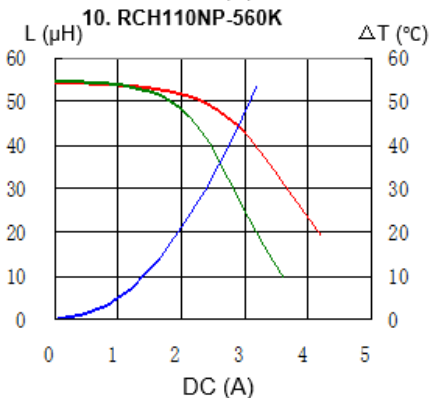
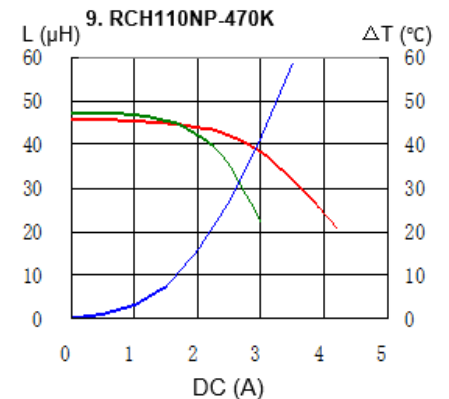
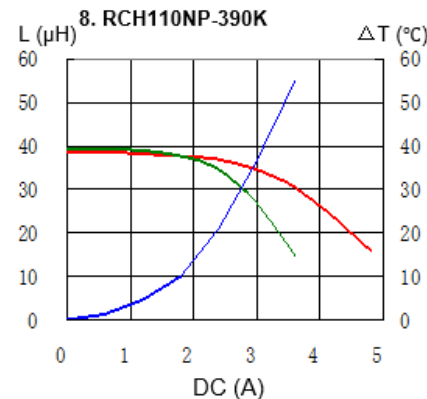
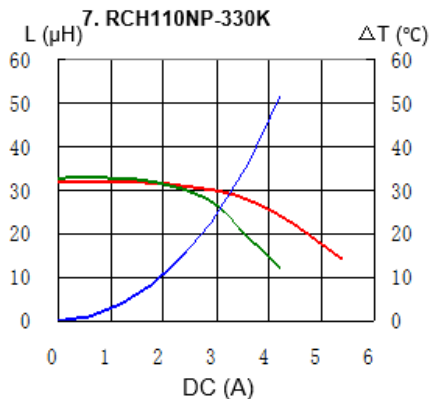
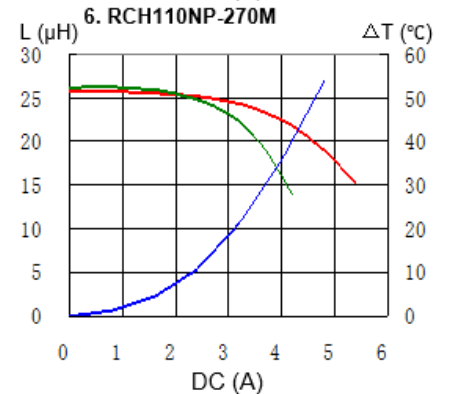
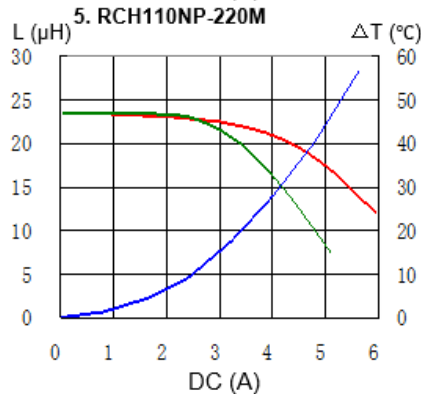
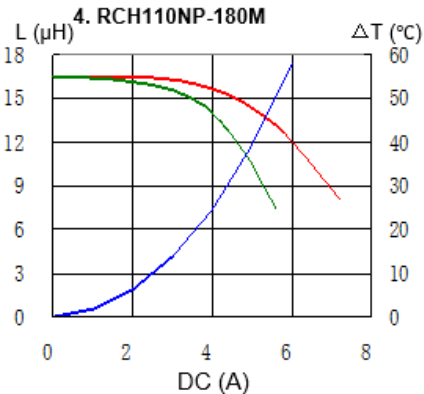
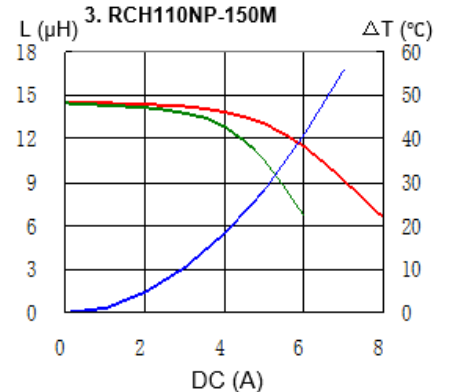
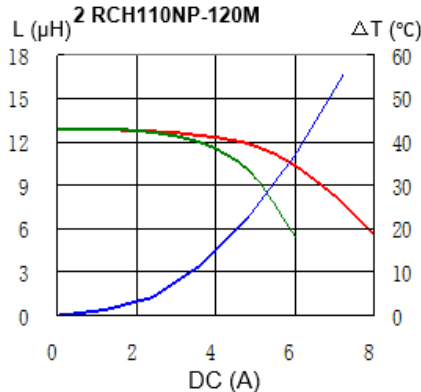
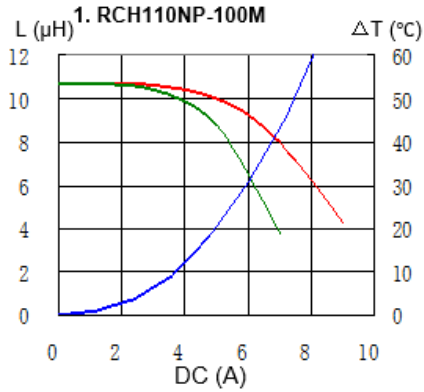
PIN type Power Inductor

RCH-110



Saturation Current & Temperature Rise Graph

— L (20°C) — L (100°C) — ΔT



Note: This specification is subject to change without notice. Please contact your nearest sales office for updated information when placing an order.

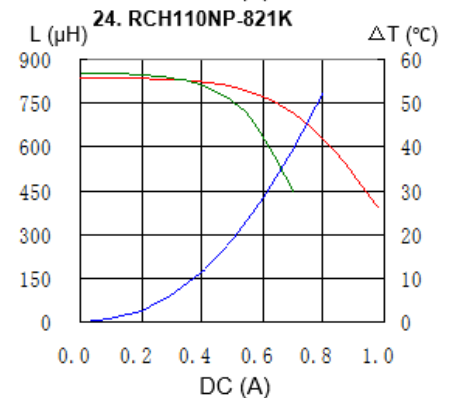
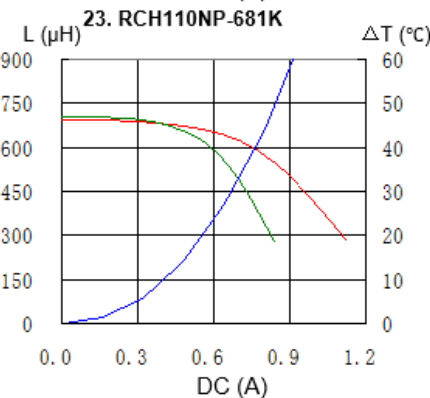
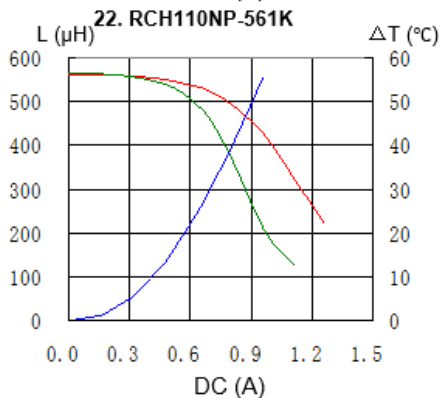
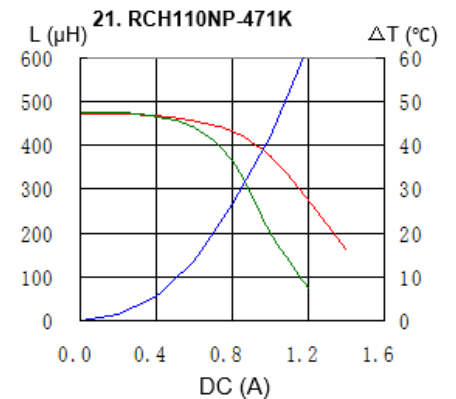
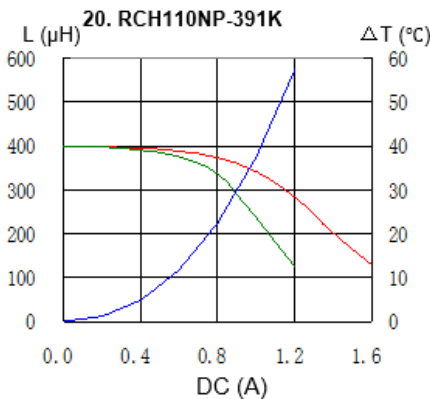
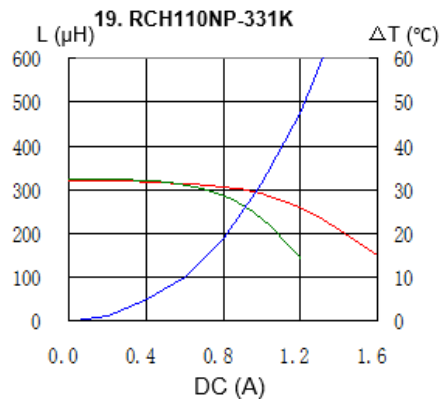
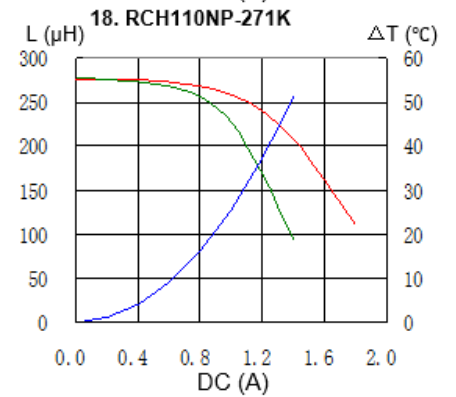
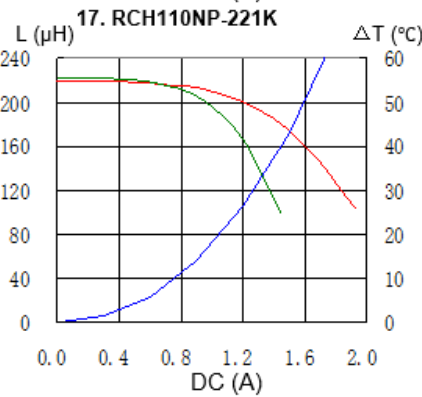
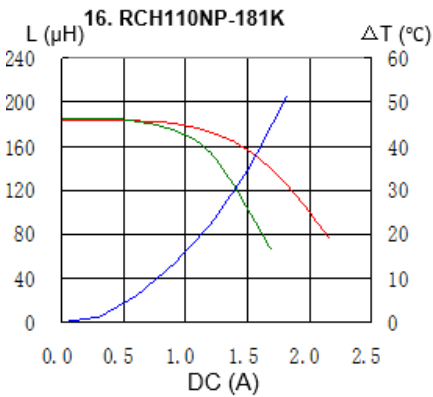
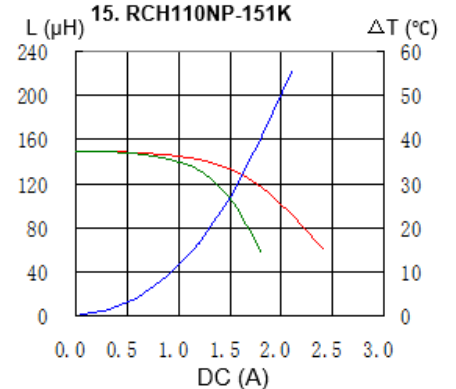
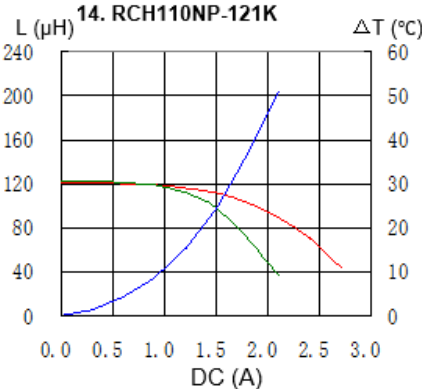
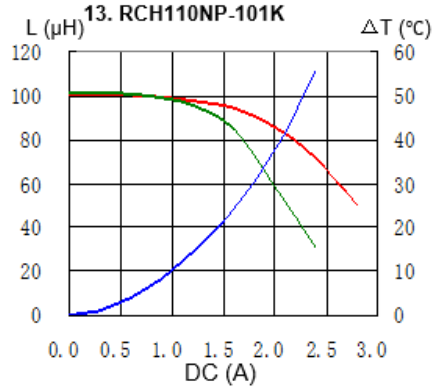
PIN type Power Inductor

RCH-110



Saturation Current & Temperature Rise Graph

— L (20°C) — L (100°C) — ΔT



Note: This specification is subject to change without notice. Please contact your nearest sales office for updated information when placing an order.

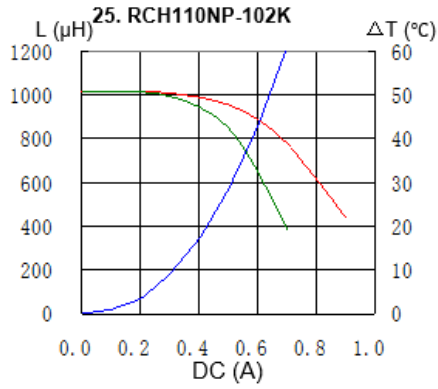
PIN type Power Inductor

RCH-110



Saturation Current & Temperature Rise Graph

— L (20°C) — L (100°C) — ΔT





For sales office information, please [click here](#) to visit our website.







Note: This specification is subject to change without notice. Please contact your nearest sales office for updated information when placing an order.

Looking for pricing, stock, or lifecycle information?

Click below to explore more details on WIN SOURCE:

-  [View RCH110NP-101K on WIN SOURCE](#)
-  [Sumida America Components Inc. Information](#)

Optimize Your Supply Chain with WIN SOURCE Solutions

-  Global Sourcing Solution
-  Obsolete Management
-  Cost Control Management
-  Shortage Management
-  Alternative Solution
-  Excess Inventory Management