



**THE DATASHEET OF  
PG0426.331NLT**



# SMT Power Inductors

Flat Coils - PG0426 Series



- ⌚ Height: 3.2mm Max
- ⌚ Footprint: 7.5mm x 7.0mm Max
- ⌚ Current Rating: 60A<sub>pk</sub>
- ⌚ Inductance Range: 0.1μH to 1.5μH
- ⌚ High temperature core material, no thermal aging below 150°C

Electrical Specifications @ 25°C - Operating Temperature -40°C to +130°C<sup>1</sup>

Part Number	Inductance @ I <sub>rated</sub> (μH ±20%)	DCR (mΩ)		Saturation <sup>2</sup> Current I <sub>sat</sub> (A)	Heating <sup>3</sup> Current I <sub>dc</sub> (A)	Core Loss <sup>4</sup> Factor K <sub>2</sub>
		TYP	MAX			
PG0426.101NL	0.10	1.3	1.5	60	34.5	44.4
PG0426.151NL	0.15	2.0	2.2	57	26.0	40.0
PG0426.201NL	0.20	2.0	2.2	46	26.0	53.3
PG0426.221NL	0.22	2.0	2.2	40	26.0	58.6
PG0426.331NL	0.33	3.2	3.4	34	20.0	62.8
PG0426.471NL	0.47	3.2	3.4	26	20.0	89.4
PG0426.681NL	0.68	5.2	5.4	25	15.5	100.6
PG0426.821NL	0.82	7.8	8.0	24	13.0	99.3
PG0426.102NL	1.00	7.8	8.0	22	13.0	121.1
PG0426.152NL	1.50	11.5	11.8	18	9.0	153.6

## Notes:

- The temperature of the component (ambient plus temperature rise) must be within the specified operating temperature range.
- The saturation current, ISAT, is the current at which the component inductance drops by 30% (typical) at an ambient temperature of 25°C. This current is determined by placing the component in the specified ambient environment and applying a short duration pulse current (to eliminate self-heating effects) to the component.
- The heating current, IDC, is the DC current required to raise the component temperature by approximately 40°C. The heating current is determined by mounting the component on a typical PCB and applying current for 30 minutes. The temperature is measured by placing the thermocouple on top of the unit under test. Take note that the component's performance varies depending on the system condition. It is suggested that the component be tested at the system level, to verify the temperature rise of the component during system operation.
- Core loss approximation is based on published core data:  

$$\text{Core Loss} = K1 * (f)^{1.33} * (K2\Delta I)^{2.51}$$

Where: Core Loss = in Watts  
 f = switching frequency in kHz  
 K1 & K2 = core loss factors  
 ΔI = delta I across the component in Ampere  
 K2ΔI = one half of the peak to peak flux density across the component in Gauss
- Unless otherwise specified, all testing is made at 100kHz, 0.1V<sub>AC</sub>.
- Optional Tape & Reel packaging can be ordered by adding a "T" suffix to the part number (i.e. PG0426.101NL becomes PG0426.101NLT). Pulse complies to industry standard tape and reel specification EIA481.

# SMT Power Inductors

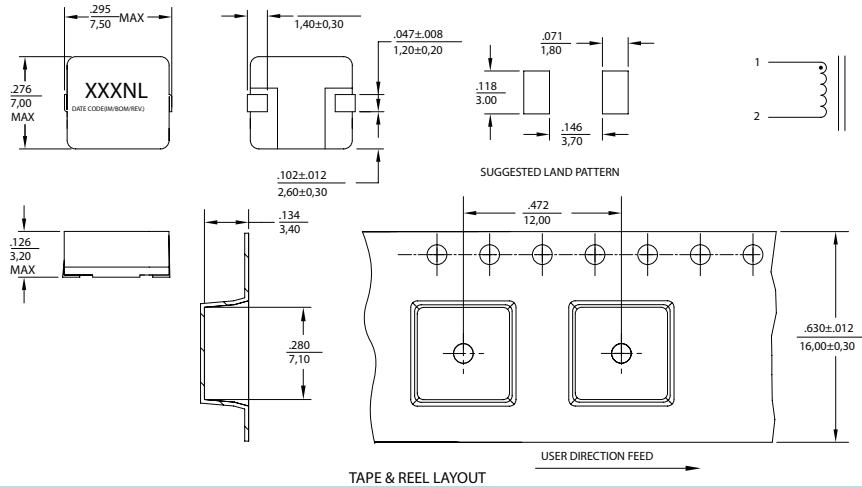
Flat Coils - PG0426 Series



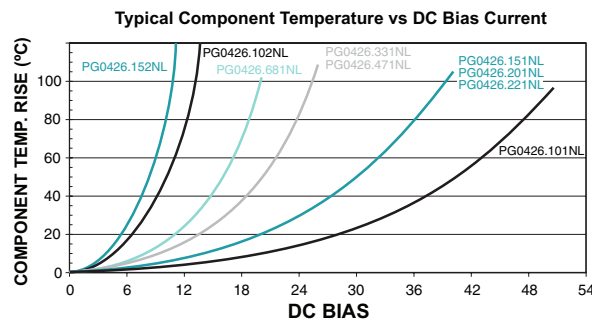
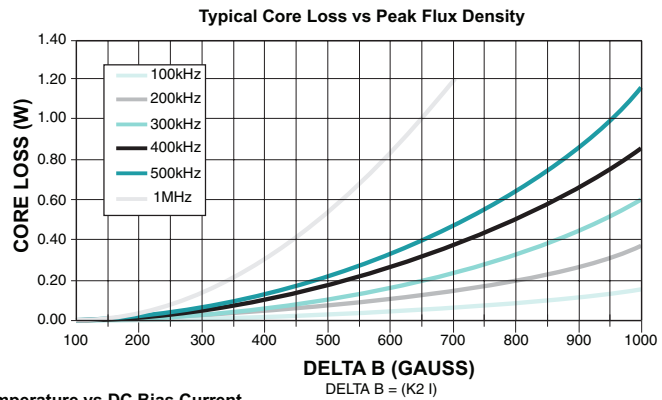
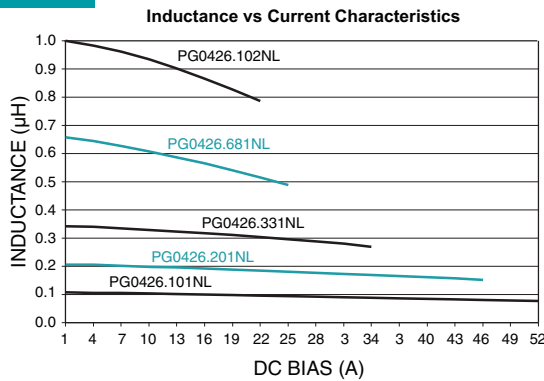
## Mechanical

## Schematic

PG0426.XXXNL



## Chart



## For More Information

### Pulse Worldwide Headquarters

15255 Innovation Drive Ste 100  
San Diego, CA 92128  
U.S.A.

### Pulse Europe

Pulse Electronics GmbH  
Am Rottland 12  
58540 Meinerzhagen  
Germany

### Pulse China Headquarters

Pulse Electronics (ShenZhen) CO., LTD  
D708, Shenzhen Academy of  
Aerospace Technology,  
The 10th Keji South Road,  
Nanshan District, Shenzhen,  
P.R. China 518057

### Pulse North China

Room 2704/2705  
Super Ocean Finance Ctr.  
2067 Yan An Road West  
Shanghai 200336  
China

### Pulse South Asia

3 Fraser Street 0428  
DUO Tower  
Singapore 189352

### Pulse North Asia

1F., No.111 Xiyuan Road  
Zhongli District  
Taoyuan City 32057  
Taiwan (R.O.C)

Tel: 858 674 8100  
Fax: 858 674 8262

Tel: 49 2354 777 100  
Fax: 49 2354 777 168

Tel: 86 755 33966678  
Fax: 86 755 33966700

Tel: 86 21 62787060  
Fax: 86 2162786973

Tel: 65 6287 8998  
Fax: 65 6280 0080

Tel: 886 3 4356768  
Fax: 886 3 4356820

Performance warranty of products offered on this data sheet is limited to the parameters specified. Data is subject to change without notice. Other brand and product names mentioned herein may be trademarks or registered trademarks of their respective owners. © Copyright, 2019. Pulse Electronics, Inc. All rights reserved.

## Looking for pricing, stock, or lifecycle information?

Click below to explore more details on WIN SOURCE:

 [View PG0426.331NLT on WIN SOURCE](#)

 [Pulse Information](#)

## Optimize Your Supply Chain with WIN SOURCE Solutions

-  Global Sourcing Solution
-  Obsolete Management
-  Cost Control Management
-  Shortage Management
-  Alternative Solution
-  Excess Inventory Management