



**THE DATASHEET OF  
GS1008HE\_R1\_00001**





# GS1004HE SERIES

## SURFACE GENERAL PURPOSE RECTIFIERS

**VOLTAGE** 400 to 1000 Volt **CURRENT** 1 Ampere

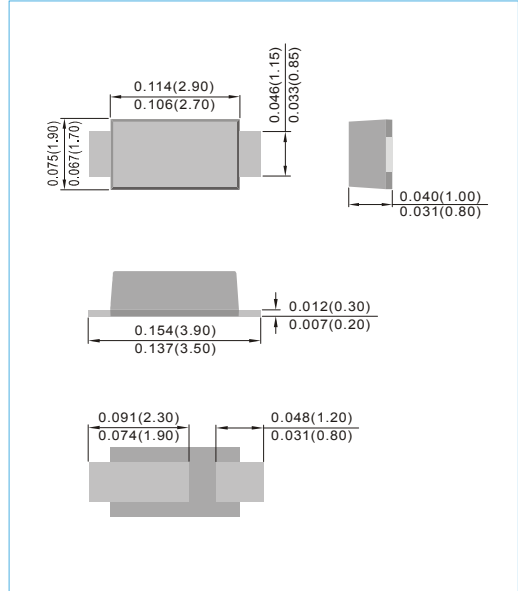
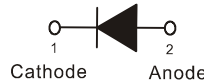
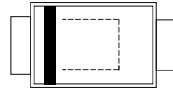
**SOD-123HE** Unit : inch(mm)

### FEATURES

- For surface mounted applications in order to optimize board space
- Ideal for automated placement
- High temperature soldering : 260°C /10 seconds at terminals
- Glass Passivated Chip Junction
- Lead free in compliance with EU RoHS 2.0
- Green molding compound as per IEC 61249 standard

### MECHANICAL DATA

- Case: SOD-123HE, Molded plastic over passivated junction
- Terminals: Solderable per MIL-STD-750, Method 2026
- Approx. Weight: 0.0006 ounce, 0.0184 gram
- Standard Packaging: 8mm tape (EIA-481)
- Polarity: Color band denotes cathode end



### MAXIMUM RATINGS AND ELECTRICAL CHARACTERISTICS (T<sub>A</sub>=25°C unless otherwise noted)

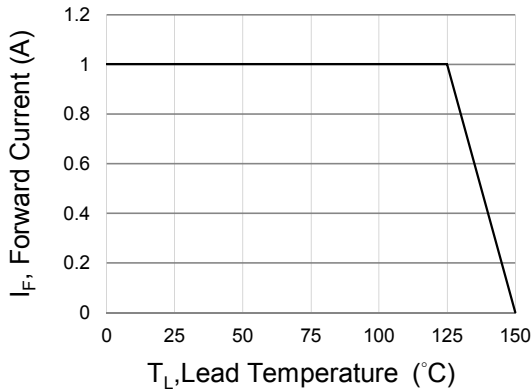
PARAMETER	SYMBOL	GS1004HE	GS1006HE	GS1008HE	GS1010HE	UNITS
Marking Code	-	H1G	H1J	H1K	H1M	-
Maximum Recurrent Peak Reverse Voltage	V <sub>RRM</sub>	400	600	800	1000	V
Maximum RMS Voltage	V <sub>RMS</sub>	280	420	560	700	V
Maximum DC Blocking Voltage	V <sub>R</sub>	400	600	800	1000	V
Maximum Average Forward Current	I <sub>F(AV)</sub>	1				A
Peak Forward Surge Current : 8.3ms single half sine-wave superimposed on rated load	I <sub>FSM</sub>	30				A
Maximum Forward Voltage at 1A	V <sub>F</sub>	1.1				V
Maximum DC Reverse Current at Rated DC Blocking Voltage	I <sub>R</sub>	1				μA
Typical Junction Capacitance at V <sub>R</sub> =0V	C <sub>J</sub>	15				pF
Typical Thermal Resistance, Junction to Ambient (Note 1) Junction to Lead (Note 2)	R <sub>θJA</sub> R <sub>θJL</sub>	170 32				°C / W
Operating Junction Temperature and Storage Temperature Range	T <sub>J</sub> , T <sub>STG</sub>	-55 to +150				°C

NOTES :

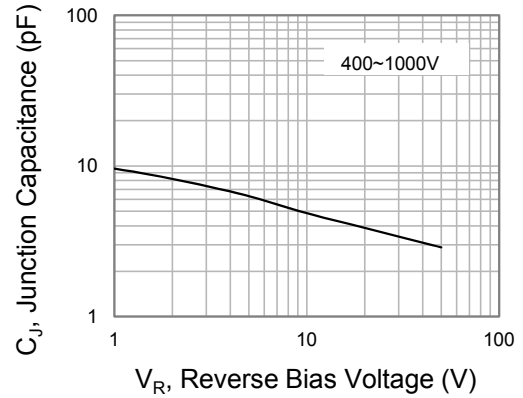
1. Mounted on a FR4 PCB, single-sided copper, with 100cm<sup>2</sup> copper pad area
2. Mounted on a FR4 PCB, single-sided copper, mini pad.



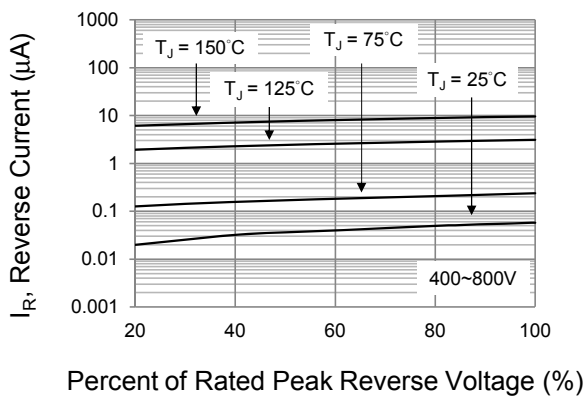
# GS1004HE SERIES



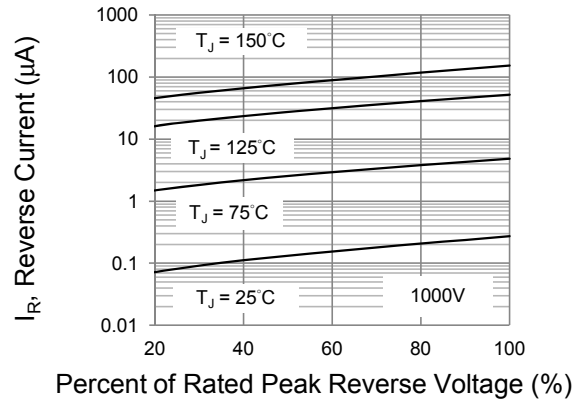
**Fig.1 Forward Current Derating Curve**



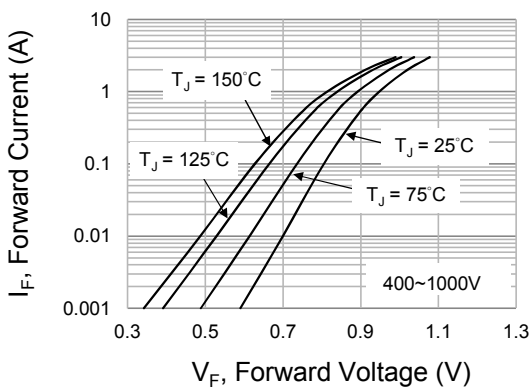
**Fig.2 Typical Junction Capacitance**



**Fig.3 Typical Reverse Characteristics**



**Fig.4 Typical Reverse Characteristics**



**Fig.5 Typical Forward Characteristics**

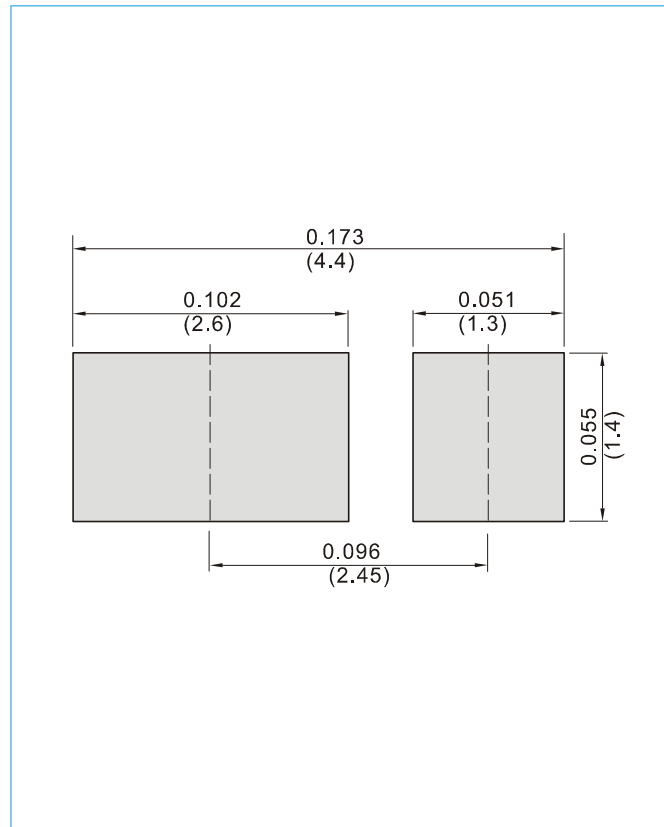


# GS1004HE SERIES

## MOUNTING PAD LAYOUT

SOD-123HE

Unit : inch(mm)



## ORDER INFORMATION

- Packing information  
T/R - 10K per 13" plastic Reel  
T/R - 3K per 7" plastic Reel



# GS1004HE SERIES

## Part No\_packing code\_Version

GS1004HE\_R1\_00001

GS1004HE\_R2\_00001

For example :

**RB500V-40\_R2\_00001**



Packing Code <b>XX</b>				Version Code <b>XXXXX</b>		
Packing type	1 <sup>st</sup> Code	Packing size code	2 <sup>nd</sup> Code	HF or RoHS	1 <sup>st</sup> Code	2 <sup>nd</sup> ~5 <sup>th</sup> Code
Tape and Ammunition Box (T/B)	A	N/A	0	HF	0	serial number
Tape and Reel (T/R)	R	7"	1	RoHS	1	serial number
Bulk Packing (B/P)	B	13"	2			
Tube Packing (T/P)	T	26mm	X			
Tape and Reel (Right Oriented) (TRR)	S	52mm	Y			
Tape and Reel (Left Oriented) (TRL)	L	PANASERT T/B CATHODE UP (PBCU)	U			
FORMING	F	PANASERT T/B CATHODE DOWN (PBCD)	D			



## GS1004HE SERIES



---

### Disclaimer







- Reproducing and modifying information of the document is prohibited without permission from Panjit International Inc..
- Panjit International Inc. reserves the rights to make changes of the content herein the document anytime without notification. Please refer to our website for the latest document.
- Panjit International Inc. disclaims any and all liability arising out of the application or use of any product including damages incidentally and consequentially occurred.
- Panjit International Inc. does not assume any and all implied warranties, including warranties of fitness for particular purpose, non-infringement and merchantability.
- Applications shown on the herein document are examples of standard use and operation. Customers are responsible in comprehending the suitable use in particular applications. Panjit International Inc. makes no representation or warranty that such applications will be suitable for the specified use without further testing or modification.
- The products shown herein are not designed and authorized for equipments requiring high level of reliability or relating to human life and for any applications concerning life-saving or life-sustaining, such as medical instruments, transportation equipment, aerospace machinery et cetera. Customers using or selling these products for use in such applications do so at their own risk and agree to fully indemnify Panjit International Inc. for any damages resulting from such improper use or sale.
- Since Panjit uses lot number as the tracking base, please provide the lot number for tracking when complaining.

## Looking for pricing, stock, or lifecycle information?

Click below to explore more details on WIN SOURCE:

-  [View GS1008HE\\_R1\\_00001 on WIN SOURCE](#)
-  [Panjit Information](#)

## Optimize Your Supply Chain with WIN SOURCE Solutions

-  Global Sourcing Solution
-  Obsolete Management
-  Cost Control Management
-  Shortage Management
-  Alternative Solution
-  Excess Inventory Management