



**THE DATASHEET OF
CM05FD361JO3**



Ordering Information Radial-Leaded Dipped Mica Capacitors

Ordering Information

Order by complete part number as below. For other options, write your requirements on your purchase order or request for quotation.

Note: RoHS compliant not available for CD6, CD7 or MIL-C5 parts.

Radial-Leaded Silvered Mica Capacitors (Except D7, D10*)

CD15 Series	C Characteristic Code	D Voltage (Vdc)	100 Capacitance (pF)	J Capacitance Tolerance	O Temperature Range	3 Vibration Grade	F Blank = Not Specified F = RoHS Compliant
		Y = 50 Vdc A = 100 Vdc C = 300 Vdc D = 500 Vdc	F = 1000 pF H = 1500 pF J = 2000 pF K = 2500 pF	010 = 1 pF (1.5) = 1.5 pF 361 = 360 pF 122 = 1200 pF	O = -55 °C to +125 °C P = -55 °C to +150 °C		

Code	Temp. Coeff. ppm/ °C	Capacitance Drift	Standard Cap. Range
C	-200 to +200	±(0.5% +0.1pF)	1–18 pF
E	-20 to +100	±(0.1% +0.1 pF)	20–82 pF
F	0 to +70	±(0.05% +0.1 pF)	91 pF and up

No.	MIL-STD-202	Vibration Condition (Hz)
1	Method 201	10 to 55
3	Method 204 Condition D	10 to 2,000

Standard vibration grade is 3, the more severe requirement

Options Available

- ◆ Non-flammable units per IEC 695-2-2 are available for standard dipped capacitors. Specify IEC 695-2-2 on your order.
- ◆ Tape and reeling, specify per next page.
- ◆ “P” temperature range available for CD10, CD15, CD19, CD30, CD42, CDA15
- ◆ For MIL-C-5 capacitors, see below.

Capacitance Tolerance

Tol. Code	Tolerance	Capacitance Range
C	±1 pF	1– 9 pF
D	±1/2 pF	1–99 pF
E	±1/2 %	100 pF and up
F	±1 %	50 pF and up
G	±2 %	25 pF and up
H	±3 %	18 pF and up
J	±5 %	10 pF and up

Standard tolerance is ±1/2 pF for less than 10 pF and ±5% for 10 pF and up

MIL-C-5 Capacitors

Capacitors are available marked and manufactured to the requirements of standard MIL-C-5. To order the MIL-C-5 part number, change the Catalog Number by

CDE Type Number	MIL-C-5 Style Number	
CD10	CM04	CM09
CD15	CM05	CM10
CD19	CM06	CM11
CD30	CM07	CM12

replacing the CDE type with the MIL-C-5 Style Number using the table below. Example: Change CD15ED470J03 to CM05ED470J03.

The following ratings have no MIL-C-5 equivalents:

Type CD10: 2, 3, 4, 50, 250 and 400 pF

Type CD15: 2, 3, 4, 50, 250, 430 and higher pF

Type CD19: 390 and lower pF, 2,500 pF, and 5000 and higher pF

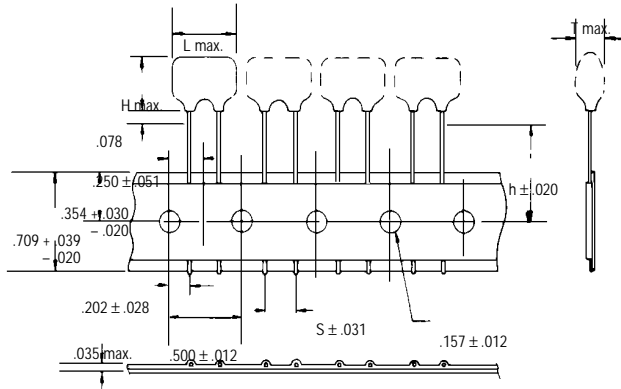
Type CD30: 5,000 and lower pF, 33,000 and higher pF

* Order Type D7 and D10 using the Catalog Numbers shown in the ratings tables.

Ordering Information, Radial-Leaded, Mica Capacitors

Ordering Information

Dipped Mica Capacitors for Auto Insertion

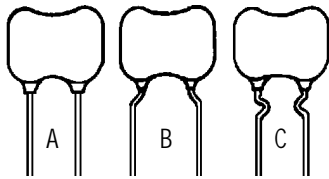


For tape and reel or ammo-packed packaging, specify on the order.

For high-volume auto insertion applications, the best-value choice is Type CDA15. Reel packing is also available for Types CD4, CD5, CD10, CD15, CD17, CD19, CM04, and CM05.

Reel Packing with .200" lead spacing is available for Types CD5, and CD10. To order .200" lead spacing, change the Catalog Number by inserting the letter "A" in the CDE Type. Example: Type CD5 capacitors, reel packed with .200" lead spacing, is designated as Type CDA5.

Lead Configurations



See the table below for available reel-packed types, lead configurations, lead spacing, lead material, pieces per reel and pieces per ammo packs.

Packaging will be in accordance with EIA-468. Dimension h will be 16mm for formed leads or 18mm for straight leads. 20mm is available on special request. Specify reel or ammo on your purchase order.



Type Number	Lead Spacing	Lead Configuration	Lead Material	Capacitance Range	Range of Pieces per Reel	Range of Pieces per Ammo Pack
CD4	.100	A	CCS	1- 560 pF 561- 780 pF 781-1500 pF	1000-2500 1000-2000 1000-1500	1000-2000 1000-1500 1000
CD5	.120	A	CCS	1-158 pF 159-256 pF	1000-2500 1000-2000	1000-2000 1000-1500
CDA5	.200	B	CCS	257-400 pF	1000-1500	1000
D10				1- 265 pF	1000-2500	1000-2000
CD10/CM04	.141	A	CCS	266- 470 pF	1000-2000	1000-1500
CDA10	.200	C	CCS	471-1200 pF	1000-1500	1000
CD15/CM05	.234	A	CCS	1- 330 pF 331- 470 pF 471-1500 pF	1000-2500 1000-2000 1000-1500	1000-2000 1000-1500 1000
CD16	.234	A	CCS	1- 330 pF 331- 470 pF 471-1500 pF 1501-2000 pF > 2000 pF	1000-2500 1000-2000 1000-1500 800 500	1000-2000 1000-1500 1000 600 400
CDA15	.200	A, C	Copper	1- 330 pF 331- 470 pF 471-1500 pF	1000-2500 1000-2000 1000-1500	1000-2000 1000-1500 1000
CDA17						
CD19	.344	A	CCS	10-1000 pF 1001-1500 pF 1501-3000 pF 3001-5000 pF	1000 800 500 400	800 800 400 400

CCS = copper-clad steel

CDA indicates .200 lead spacing for a bulk part. If you want it configured for auto insertion, it must be so noted on the order (i.e. tape/reel or ammo pack the referenced parts)

Looking for pricing, stock, or lifecycle information?

Click below to explore more details on WIN SOURCE:

-  [View CM05FD361JO3 on WIN SOURCE](#)
-  [Cornell Dubilier Electronics \(CDE\) Information](#)

Optimize Your Supply Chain with WIN SOURCE Solutions

-  Global Sourcing Solution
-  Obsolete Management
-  Cost Control Management
-  Shortage Management
-  Alternative Solution
-  Excess Inventory Management