



# TIGER EYE™ IDC SOCKET CABLE



(2.00 mm) .0787" PITCH • TCSD SERIES

## TCSD

### Mates:

TMM, TMMH, STMM,  
MMT, TW, MTMM, EHT,  
ETMM (-SR), ZSTMM

## SPECIFICATIONS

### Insulator Material:

Black Glass Filled Polyester

### Contact:

BeCu

### Plating:

Au or Sn over  
50 μ" (1.27 μm) Ni

### Wire:

28 AWG 7/36 Stranded,  
Tinned, Copper with  
Gray PVC Insulator

### Current Rating (TCSD/STMM):

2.8 A per pin  
(2 pins powered)

### Operating Temp Range:

-40 °C to +105 °C

### Lead Size Accepted:

(0.48 mm) .019" to

(0.53 mm) .021"

### Insertion Depth:

(2.87 mm) .113" to

(3.17 mm) .125"

## ALSO AVAILABLE

MOQ Required

Other sizes

Other platings

## POLARIZING KEY

Specify PK-01-07 for polarizing key  
(Available in wheels of six each).  
Also polarizes SMM Series  
socket strips.

SERIES	NO. PINS PER ROW	END OPTION	OVERALL LENGTH	01	PLATING OPTION	N	OTHER OPTION
--------	------------------	------------	----------------	----	----------------	---	--------------

**TCSD**  
= Socket  
Strip

**-04, -05,  
-07, -08,  
-10, -12,  
-13, -15,  
-17, -20,  
-22, -25**  
(Standard  
sizes)

**-S**  
= Single  
End

**-D**  
= Double  
End

**-"XX.XX"**  
= Assembled  
Length

Leave blank for  
standard  
plating  
30 μ" (0.76 μm)  
Gold on  
contact area

**-F**  
= Gold flash  
on contact

**-N**  
= Notch  
Polarization

**-P "XX"**  
= Position  
Polarization  
(Specify "XX" as  
position number.  
Same position  
will be polarized  
on both ends)

**-B "XX"**  
= Breakout  
(Specify "XX"  
as number of  
conductors to  
be broken out)

**-RW**  
= Reverse Wiring  
(Blue or black  
wire opposite  
position #1)

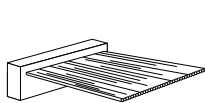
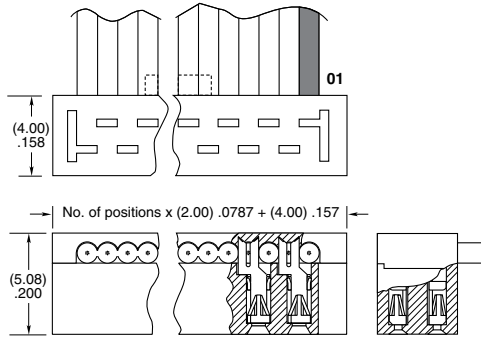
**-D "XX"**  
= Daisy Chain

**-SR**  
= Strain Relief  
(Not available  
with -O, -M, -R,  
-DXX or -BXX)

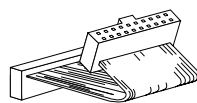
**-R**  
= Reversed

**-M**  
= Middle  
Reversed  
(Requires -DXX)

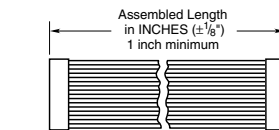
**-O**  
= Outside  
Reversed  
(Requires -DXX)



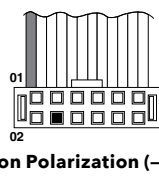
Single End (-S)



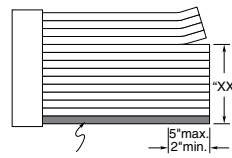
Double End (-D)



Assembled Length (-"XX.XX")

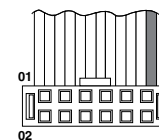


Position Polarization (-P "XX")

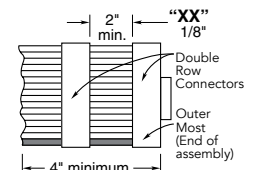


Breakout starts with Number 1  
lead indicated by brown wire or  
red stripe. Shown on top side.

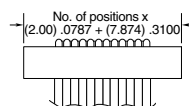
Breakout (-B "XX")



Reverse Wiring (-RW)



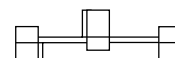
Daisy Chain (-D "XX")



Strain Relief (-SR)



Reversed (-R)



Middle Reversed (-M)





Outside Reversed (-O)

### Note:

TCSD Series assemblies are  
non-standard, non-returnable.

## Looking for pricing, stock, or lifecycle information?

Click below to explore more details on WIN SOURCE:

-  [View TCSD-08-D-18.89-01-F-N on WIN SOURCE](#)
-  [Samtec Inc. Information](#)

## Optimize Your Supply Chain with WIN SOURCE Solutions

-  Global Sourcing Solution
-  Obsolete Management
-  Cost Control Management
-  Shortage Management
-  Alternative Solution
-  Excess Inventory Management