




# THE DATASHEET OF SCS6012



# SC40/60 Series



## 3 x 5" 40W to 80W AC-DC Power Supplies

- ◆ Low Cost
- ◆ Single and Multiple Outputs
- ◆ Wide Range AC Input
- ◆ Low profile
- ◆ Global Safety Agency Compliance
- ◆ Meets EN61000-4 (-2 to -6)

**RoHS**

### Key Market Segments & Applications

Computer Peripherals  
 Datacom  
 Point of Sale  
 Test and Measurement

### Features and Benefits

#### Feature

- ◆ Industry standard footprint
- ◆ Broad product range
- ◆ Meets EN61000-4 immunity

#### Benefit

- ◆ Availability to second source
- ◆ Optimization of power supply to system
- ◆ Greater reliability

### Specifications

MODELS		SCS40	SCT4x	SCS60	SCD60	SCT6x
ITEMS						
Output Power Convection	W	40			60	
Output Power Forced Air	W	55			-	
Main Output Adjustment	V	-5, +10% O/P 1 only			-5, +10%	
Line and Load Regulation	%	Output 1: ±2%, Output 2: ±5% (±7% on 24V models), Output 3: ±5%				
Hold Up Time (typical)	ms	20			20	
Size	(1) in	3 x 5 x 1"			3 x 5 x 1.34"	
AC Input	-	85-265 VAC, 47-63 Hz				
Efficiency	%	Typically 70% full load at nominal AC Line				
Inrush Current Limiting	A	36A typical @230VAC cold start				
Surge Immunity	-	EN61000-4 (-2 through -6) level 3				
EMI	-	FCC Class B, EN55022 B				
Cross Regulation	%	± 2% on output 1, ±5% on outputs 2 & 3 (multiple outputs only)				
Ripple and Noise	%	1% peak to peak				
Overcurrent Protection	-	Short circuit protection, automatic recovery				
Overvoltage Protection	-	Output 1 only, <135%				
Cooling	-	When specified with forced air cooling, flow is 300 LFM (1.5m/s)				
Operating Temp. Range	(2) -	0 to +70°C (Derate linearly to 50% load from 50-70°C)				
Storage Temperature	-	-20 to +85°C				
Safety Agency Approval	-	UL60950-1, CSA60950-1, IEC/EN60950-1, CE Mark				
Warranty	-	1 year				

(1) Height is specified as maximum component height  
 Note: See Installation Manual for full details, test methods of parameters and application notes

(2) -40°C startup, contact factory for details.

## Model Selector

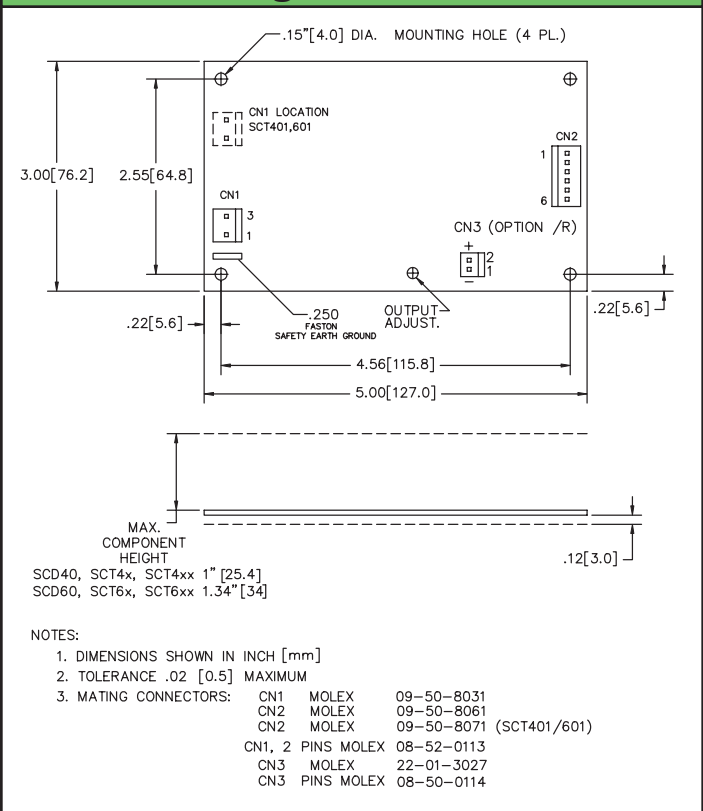
Model	O/P (V)	Min Load(A)	Convec. (A)	Forced Air(A)	Peak Load(A)**	
Single Output	SCS4024	V1 24.0	-	1.6	2.3	2.5
	SCS4048	V1 48.0	-	0.9	1.2	1.3
	SCS6012	V1 12.0	-	5.0	6.7	7.5
	SCS6024	V1 24.0	-	2.5	3.3	3.8
	SCS6028	V1 28.0	-	2.1	2.9	3.2
Dual Output	SCS6048	V1 48.0	-	1.3	1.7	1.9
	SCD601515	V1 15.0	0.2	2.2	2.9	-
Triple Output	SCT42	V2 -15.0	0.2	1.8	2.4	-
		V1 5.0	0.4	4.0	5.0	7.0
		V2 12.0	0.2	2.0	2.5	4.0
	SCT45	V3 -12.0	-	0.5	0.7	1.0
		V1 5.0	0.4	4.0	5.0	7.0
		V2 15.0	0.2	2.0	2.5	3.0
	SCT48/R*	V3 -15.0	-	0.5	0.7	1.0
		V1 5.0	0.4	4.0	5.0	6.0
		V2 24.0	0.1	1.0	1.5	2.0
	SCT62	V3 -5.0	-	0.5	0.7	1.0
		V1 5.0	0.7	7.0	-	10.0
		V2 12.0	0.3	3.0	-	6.0
SCT63	V3 -12.0	-	0.7	-	1.5	
	V1 5.0	0.7	7.0	-	10.0	
	V2 15.0	0.3	2.8	-	4.0	
SCT65	V3 -15.0	-	0.7	-	1.5	
	V1 5.0	0.7	7.0	-	10.0	
	V2 24.0	0.1	1.5	-	3.0	
SCT65	V3 12.0	-	0.7	-	1.5	
	V1 5.0	0.7	7.0	-	10.0	
	V2 24.0	0.1	1.5	-	3.0	

Model Selector Notes:

\* /R = Remote Sense. Leave unconnected when not used.

\*\* <30s, 10% duty cycle, average power must not exceed maximum ratings

## Outline Drawing




## Other AC-DC Products

ZP	20 to 60W 2" x 4", 1-3 outputs
NV175	175W 3" x 5", 1-5 outputs
ZWS	5 to 240W single output, universal input
VSB, VSC, VSP	10 to 150W single output, 115VAC input
SCS120PW	120W 3" x 5" single output
CSS150	150W 3" x 5" single output

For Additional Information, please visit  
[us.tdk-lambda.com/lp/products/sc-series.htm](http://us.tdk-lambda.com/lp/products/sc-series.htm)

## Looking for pricing, stock, or lifecycle information?

Click below to explore more details on WIN SOURCE:

-  [View SCS6012 on WIN SOURCE](#)
-  [TDK-Lambda Americas Inc. Information](#)

## Optimize Your Supply Chain with WIN SOURCE Solutions

-  Global Sourcing Solution
-  Obsolete Management
-  Cost Control Management
-  Shortage Management
-  Alternative Solution
-  Excess Inventory Management