



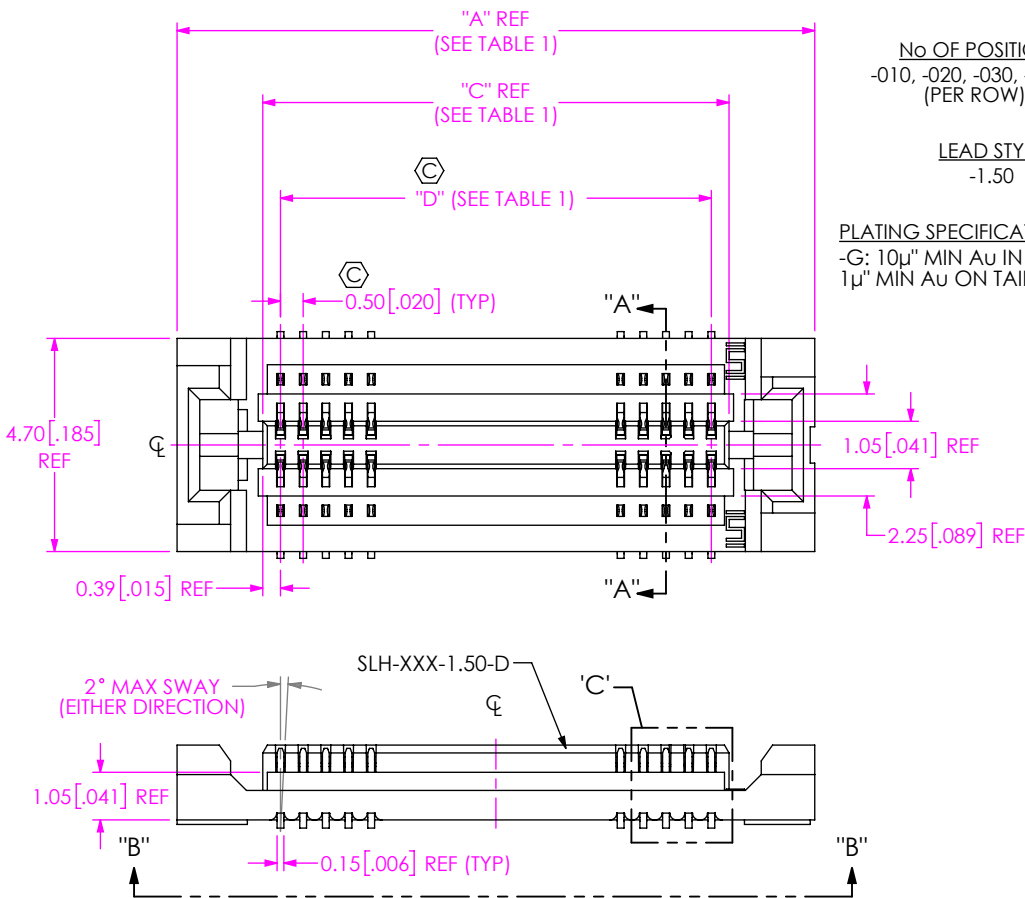
**THE DATASHEET OF  
SLH-030-1.50-G-D-A**



DESIGNED & DIMENSIONED  
IN MILLIMETERS [INCHES]

SLH-XXX-X.XX-X-D-X-X-XX

DO NOT  
SCALE FROM  
THIS PRINT



NO OF POSITIONS  
-010, -020, -030, -040\*  
(PER ROW)

LEAD STYLE  
-1.50

PLATING SPECIFICATION  
-G: 10μ" MIN Au IN CONTACT,  
1μ" MIN Au ON TAIL

TAPE & REEL (SEE NOTES 8,9 & 10)  
-BLANK: TAPE & REEL  
-FR: FULL REEL QTY TAPE & REEL

OPTION  
-K: K-DOT  
(SEE FIG 2, SHT 2)

OPTION  
-A: ALIGNMENT PIN  
(SEE FIG-3, SHT 3)

ROW SPECIFICATION  
-D: DOUBLE ROW

(\*=EXISTING CUSTOMER ONLY)

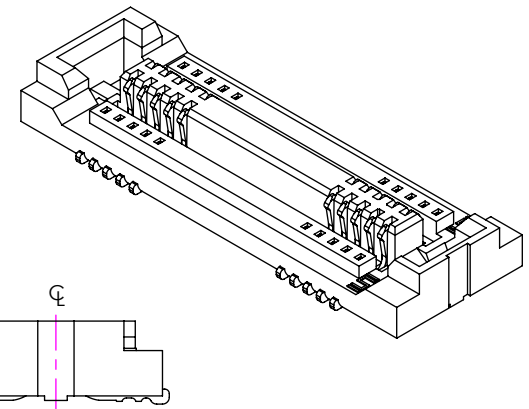


FIG 1  
SLH-020-1.50-X-D SHOWN  
(SOME CENTER FEATURES NOT SHOWN FOR CLARITY)

NO OF POSITIONS	"A"	"B"	"C"	"D"	"E"	"F"	"G"
-010	9.06 [.357]	8.060 [.3173]	5.28 [.208]	4.500 [.1772]	4.500 [.1772]	3.03 [.119]	6.40 [.252]
-020	14.06 [.554]	13.060 [.5142]	10.28 [.405]	9.500 [.3740]	9.500 [.3740]	5.53 [.218]	11.40 [.449]
-030	19.06 [.750]	18.060 [.7110]	15.28 [.602]	14.500 [.5709]	14.500 [.5709]	8.03 [.316]	16.40 [.646]
-040*	24.06 [.947]	23.060 [.9079]	20.28 [.798]	19.500 [.7677]	19.500 [.7677]	10.53 [.415]	21.40 [.843]

- NOTES:
1. Ⓢ REPRESENTS A CRITICAL DIMENSION.
  2. MINIMUM PUSHOUT FORCE: 1.60N [.36 LB].
  3. PARTS TO BE PACKAGED IN TAPE AND REEL AS STANDARD. PARTS ARE NOT POLARIZED AND WILL NOT BE POLARIZED IN TAPE & REEL PACKAGING.
  4. FOR QUANTITIES UP TO 49 PIECES, NO LEADER, TRAILER OR REEL WILL BE SUPPLIED FOR QUANTITIES OF 50-124, NO LEADER OR TRAILER WILL BE SUPPLIED.
  5. CONTACT TIPS NOT TO PROTRUDE ABOVE PLASTIC.
  6. USE MEASURING FIXTURE AT-2617-803.
  7. FOR APPLICATIONS REQUIRING TWO OR MORE CONNECTORS PER BOARD, CONTACT IPG@SAMTEC.COM
  8. TAPE & REEL IS STANDARD PACKAGING
  9. ORDERS WILL BE PACKAGED ACCORDING TO THE SAMTEC PACKAGING EFFICIENCY STANDARDS (SPES) FOUND ON WWW.SAMTEC.COM.
  10. ATTACH LABEL TO EACH REEL.

UNLESS OTHERWISE SPECIFIED,  
DIMENSIONS ARE IN MILLIMETERS.  
TOLERANCES ARE:  
DECIMALS ANGLES  
X.X: ±0.3 [.01] 2°  
X.XX: ±0.13 [.005]  
X.XXX: ±0.051 [.0020]

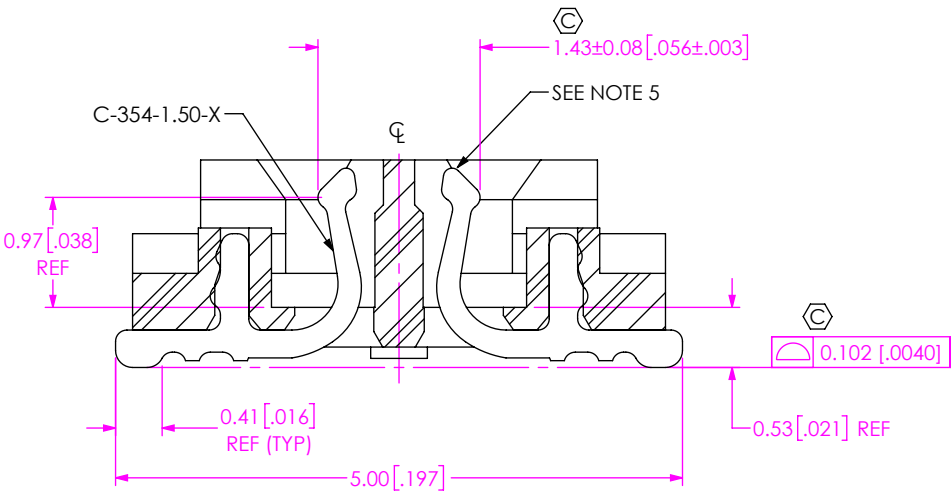
PROPRIETARY NOTE  
THIS DOCUMENT CONTAINS CONFIDENTIAL AND PROPRIETARY INFORMATION AND ALL DESIGN, MANUFACTURING, REPRODUCTION, USE, PATENT RIGHTS AND SALES RIGHTS ARE EXPRESSLY RESERVED BY SAMTEC, INC. THIS DOCUMENT SHALL NOT BE DISCLOSED, IN WHOLE OR PART, TO ANY UNAUTHORIZED PERSON OR ENTITY NOR REPRODUCED, TRANSFERRED OR INCORPORATED IN ANY OTHER PROJECT IN ANY MANNER WITHOUT THE EXPRESS WRITTEN CONSENT OF SAMTEC, INC.

MATERIAL: DO NOT SCALE DRAWING SHEET SCALE: 6:1  
INSULATOR: LCP, COLOR: BLACK  
CONTACT: COPPER ALLOY

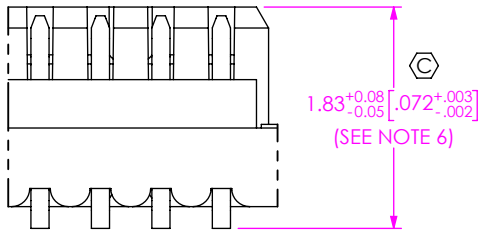


520 PARK EAST BLVD, NEW ALBANY, IN 47150  
PHONE: 812-944-6733 FAX: 812-948-5047  
e-Mail: info@SAMTEC.com code 53322

DESCRIPTION: SLH SOCKET ASSEMBLY  
DWG. NO. SLH-XXX-X.XX-X-D-X-X-XX  
BY: JERRY SU 10/23/2014 SHEET 1 OF 3



SECTION "A"-"A"  
SCALE 15:1



DETAIL 'C'  
SCALE 16:1

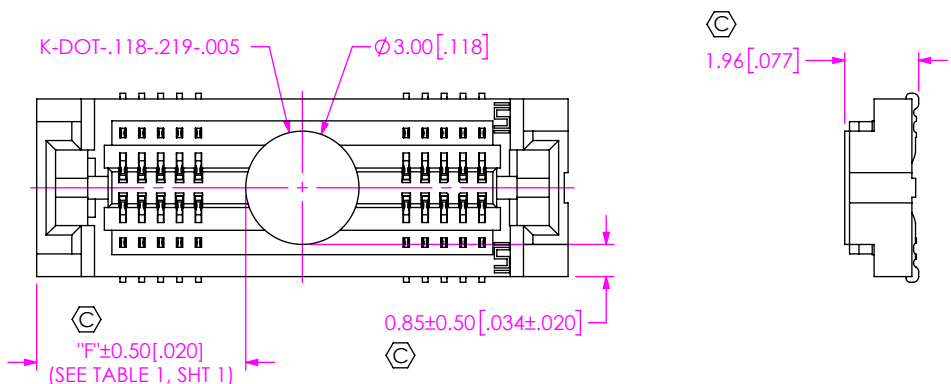
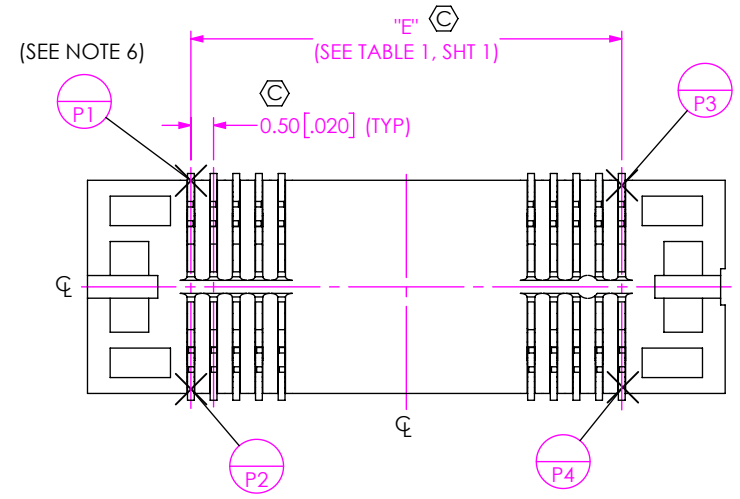


FIG 2  
SLH-020-1.50-X-D-K SHOWN  
(DIFFERENT AS SHOWN, OTHERWISE SAME AS FIG 1)  
(SOME CENTER FEATURES NOT SHOWN FOR CLARITY)

F:\DWG\MISC\MKTG\SLH-XXX-X.XX-X-D-X-X-MKT.SLDDRW

**PROPRIETARY NOTE**  
THIS DOCUMENT CONTAINS CONFIDENTIAL AND PROPRIETARY INFORMATION AND ALL DESIGN, MANUFACTURING, REPRODUCTION, USE, PATENT RIGHTS AND SALES RIGHTS ARE EXPRESSLY RESERVED BY SAMTEC, INC. THIS DOCUMENT SHALL NOT BE DISCLOSED, IN WHOLE OR PART, TO ANY UNAUTHORIZED PERSON OR ENTITY NOR REPRODUCED, TRANSFERRED OR INCORPORATED IN ANY OTHER PROJECT IN ANY MANNER WITHOUT THE EXPRESS WRITTEN CONSENT OF SAMTEC, INC.

DO NOT SCALE DRAWING

SHEET SCALE: 2:1



520 PARK EAST BLVD, NEW ALBANY, IN 47150  
PHONE: 812-944-6733 FAX: 812-948-5047  
e-Mail info@SAMTEC.com code 55322

DESCRIPTION: SLH SOCKET ASSEMBLY

DWG. NO. SLH-XXX-X.XX-X-D-X-X-XX

BY: JERRY SU 10/23/2014 SHEET 2 OF 3

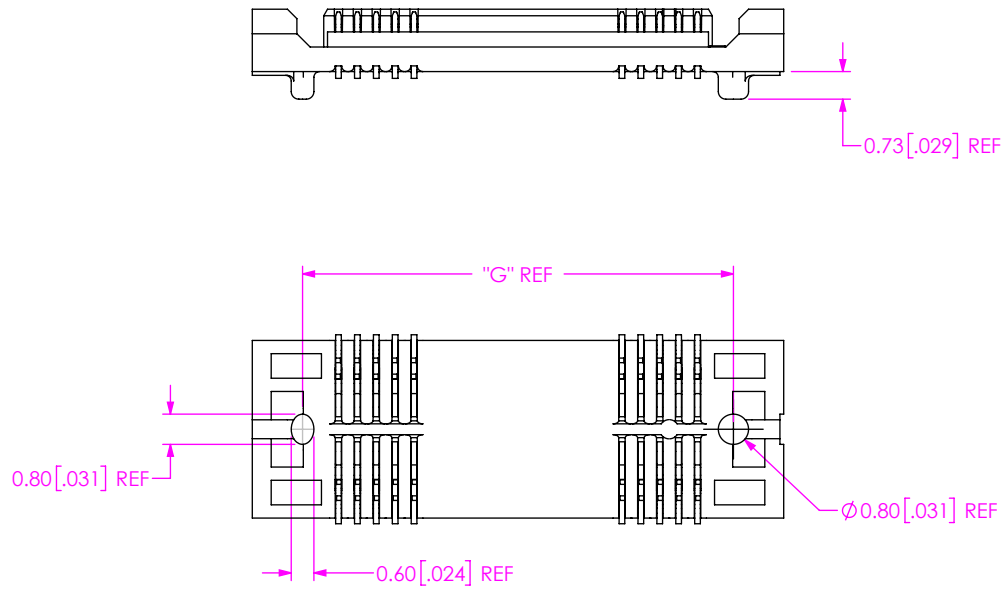


FIG 3  
ALIGNMENT PIN DETAIL  
SLH-020-1.50-X-D-A SHOWN  
(SOME CENTER FEATURES NOT SHOWN FOR CLARITY)

• PROPRIETARY NOTE •  
THIS DOCUMENT CONTAINS CONFIDENTIAL AND PROPRIETARY INFORMATION AND ALL DESIGN, MANUFACTURING, REPRODUCTION, USE, PATENT RIGHTS AND SALES RIGHTS ARE EXPRESSLY RESERVED BY SAMTEC, INC. THIS DOCUMENT SHALL NOT BE DISCLOSED, IN WHOLE OR PART, TO ANY UNAUTHORIZED PERSON OR ENTITY NOR REPRODUCED, TRANSFERRED OR INCORPORATED IN ANY OTHER PROJECT IN ANY MANNER WITHOUT THE EXPRESS WRITTEN CONSENT OF SAMTEC, INC.



520 PARK EAST BLVD, NEW ALBANY, IN 47150  
PHONE: 812-944-6733 FAX: 812-948-5047  
e-Mail info@SAMTEC.com code 55322

DO NOT SCALE DRAWING

SHEET SCALE: 5:1

DESCRIPTION: SLH SOCKET ASSEMBLY

DWG. NO. SLH-XXX-X.XX-X-D-X-X-XX

BY: JERRY SU 10/23/2014 SHEET 3 OF 3

## Looking for pricing, stock, or lifecycle information?

Click below to explore more details on WIN SOURCE:

- ⊖ [View SLH-030-1.50-G-D-A on WIN SOURCE](#)
- ⊖ [Samtec Inc. Information](#)

## Optimize Your Supply Chain with WIN SOURCE Solutions

- ✓ Global Sourcing Solution
- ✓ Obsolete Management
- ✓ Cost Control Management
- ✓ Shortage Management
- ✓ Alternative Solution
- ✓ Excess Inventory Management