




**THE DATASHEET OF  
DWM-49-51-S-D-250**



# MICRO BOARD STACKER

(1.27 mm) .050" PITCH • DWM/HDWM SERIES



## DWM/HDWM

Mates:  
SMS, SLM, RSM

### SPECIFICATIONS

**Insulator Material:**  
Liquid Crystal Polymer  
**Terminal Material:**  
Phosphor Bronze  
**Plating:**  
Au or Sn over 50 μ" (1.27 μm) Ni  
**Operating Temp Range:**  
-55 °C to +105 °C with Tin  
-55 °C to +125 °C with Gold

### PROCESSING

**Lead-Free Solderable:**  
Yes  
**SMT Lead Coplanarity:**  
(0.15 mm) .006" max\*  
\*(.004" stencil solution may be available; contact ipg@samtec.com)

### ALSO AVAILABLE

Other Platings  
(MOQ Required)

DWM	NO. PINS PER ROW	LEAD STYLE	PLATING OPTION	ROW OPTION	STACKER HEIGHT	OTHER OPTION
	01 thru 50	Specify LEAD STYLE from chart	-L = 10 μ" (0.25 μm) Gold on contact, Matte Tin on tail  -G = 10 μ" (0.25 μm) Gold on contact, Gold flash on tail	-S = Single Row  -D = Double Row	- "XXX" = Stacker Height Example: -200 = (5.08 mm) .200"	- "XXX" = Polarized Position (Specify position of omitted pin)

OAL	
LEAD STYLE	THROUGH-HOLE
-01	(11.43) .450
-51	(10.41) .410
-52	(10.80) .425
-53	(12.83) .505
-54	(14.10) .555
-55	(15.49) .610
-56	(15.88) .625
-57	(16.51) .650
-58	(17.91) .705
-59	(19.18) .755
-60	(20.96) .825
-61	(26.67) 1.050

HDWM	NO. PINS PER ROW	LEAD STYLE	PLATING OPTION	ROW OPTION	STACKER HEIGHT	OTHER OPTION
	01 thru 50	Specify LEAD STYLE from chart	-L = 10 μ" (0.25 μm) Gold on contact, Matte Tin on tail  -G = 10 μ" (0.25 μm) Gold on contact, Gold flash on tail	-S = Single Row  -D = Double Row	- "XXX" = Stacker Height Example: -250 = (6.35 mm) .250"	- "XXX" = Polarized Position (Specify position of omitted pin)  - SM = Surface Mount (02 thru 40 positions only)  - A = Alignment Pin (6 positions minimum -D only) Metal or plastic at Samtec discretion (Not available with -LC)  - LC = Locking Clip (5 positions minimum -D only) (Not available with -A) (Manual placement required)  - P = Pick & Place Pad



OAL		
LEAD STYLE	THROUGH-HOLE	SURFACE MOUNT
-01	(11.43) .450	(8.38) .330
-51	(10.41) .410	—
-52	(10.80) .425	—
-53	(12.83) .505	(9.78) .385
-54	(14.10) .555	(11.05) .435
-55	(15.49) .610	(12.45) .490
-56	(15.88) .625	(12.83) .505
-57	(16.51) .650	(13.46) .530
-58	(17.91) .705	(14.86) .585
-59	(19.18) .755	(15.62) .615
-60	(20.96) .825	—
-61	(26.67) 1.050	—

**Notes:**  
For added mechanical stability, Samtec recommends mechanical board spacers be used in applications with gold or selective gold plated connectors. Contact ipg@samtec.com for more information.

This Series is non-standard, non-returnable.

## Looking for pricing, stock, or lifecycle information?

Click below to explore more details on WIN SOURCE:

-  [View DWM-49-51-S-D-250 on WIN SOURCE](#)
-  [Samtec Inc. Information](#)

## Optimize Your Supply Chain with WIN SOURCE Solutions

-  Global Sourcing Solution
-  Obsolete Management
-  Cost Control Management
-  Shortage Management
-  Alternative Solution
-  Excess Inventory Management