



**THE DATASHEET OF  
D101G29C0GH63J5R**



# Ceramic Singlelayer DC Disc Capacitors for General Purpose Class 1, Class 2 and Class 3, 50 V<sub>DC</sub>, 100 V<sub>DC</sub>, 500 V<sub>DC</sub>


**FEATURES**

- High capacitance with small size
- High reliability
- Crimp and straight lead styles
- Material categorization:  
for definitions of compliance please see [www.vishay.com/doc?99912](http://www.vishay.com/doc?99912)


**RoHS  
COMPLIANT**
**APPLICATIONS**

- Temperature compensation
- Coupling and decoupling
- Bypassing

| QUICK REFERENCE DATA       |              |          |              |        |      |      |              |         |
|----------------------------|--------------|----------|--------------|--------|------|------|--------------|---------|
| DESCRIPTION                | VALUE        |          |              |        |      |      |              |         |
| Ceramic class              | 1            |          | 2            |        |      |      | 3            |         |
| Ceramic dielectric         | SL0          | N750     | Y5P          | Z5U    | X7R  | X5F  | Y5V          | Z5V     |
| Voltage (V <sub>DC</sub> ) | 50, 100, 500 | 100, 500 | 50, 100, 500 |        | 500  |      | 50, 100, 500 | 50, 100 |
| Min. capacitance (pF)      | 56           | 6.8      | 100          | 1000   | 100  | 100  | 1000         | 4700    |
| Max. capacitance (pF)      | 100          | 330      | 10 000       | 22 000 | 4700 | 4700 | 22 000       | 47 000  |
| Mounting                   | Radial       |          |              |        |      |      |              |         |

**MARKING**

Marking indicates capacitance value and tolerance in accordance with “EIA 198” and voltage marks.

**OPERATING TEMPERATURE RANGE**

SL0, N750, X7R, X5F: -55 °C to +125 °C

Y5P, Z5U, Z5V, Y5V: -30 °C to +125 °C

**TEMPERATURE CHARACTERISTICS**

Class 1: SL0, N750

Class 2: Y5P, Z5U, X7R, X5F

Class 3: Y5V, Z5V

**SECTIONAL SPECIFICATIONS**

Climatic category (acc. to EN 60058-1)

Class 1 and 2: 55/125/21

Class 3: 30/85/21

**APPROVALS**

EIA 198

IEC 60384-8

IEC 60384-9

**CAPACITANCE RANGE**

6.8 pF to 47 nF

**TOLERANCE ON CAPACITANCE**

± 0.25 pF, ± 2 %, ± 5 %, ± 10 %, ± 20 %, + 80 % / - 20 %

**RATED VOLTAGE**

50 V<sub>DC</sub>, 100 V<sub>DC</sub>, 500 V<sub>DC</sub>

**TEST VOLTAGE**

250 % of rated voltage

**INSULATION RESISTANCE AT RATED VOLTAGE**

10 GΩ min.

**DISSIPATION FACTOR**

Class 1 0.1 % max. when C ≥ 30 pF  
(at 1 MHz; 1 V where C ≤ 1000 pF, and at  
1 kHz; 1 V where C > 1000 pF)

For C < 30 pF: DF = 100/(400 + 20 x C)

DF = dissipation factor in %;

C = capacitance value in pF

Class 2 2.5 % max. (at 1 kHz; 1 V)

Class 3 5 % max. (at 1 kHz; 1 V)

**LEAD CONFIGURATION** (in millimeters)

**Note**

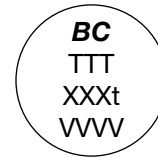
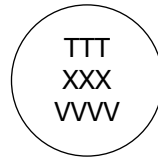
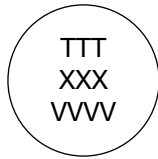
- Lead-spacing 2.5 mm is available for L lead configuration only.

**MARKING**

Size 20

Size 25

Size 29 and above


**Note**

- Refer to specified part for detail marking.

**ORDERING CODE INFORMATION**

| D            | 102  | K  | 25                                 | Y5P                                | L  | 6                        | 3   | J                                  | 5  | R              |
|--------------|--|--|------------------------------------|------------------------------------|--|--------------------------|---|------------------------------------|--|----------------|
| 1            | 2 3 4  | 5  | 6 7                                | 8 9 10                             | 11   | 12                       | 13  | 14                                 | 15   | 16             |
| Product Type | Capacitance (pF)   | Capacitance Tolerance  | Size Code                          | T.C. Code                          | Rated Voltage  | Lead Diameter            | Packaging / Lead Length                   | Lead Style                         | Lead Spacing   | RoHS Compliant |
| D series     | The first two digits are the significant figures of capacitance and the last digit is a multiplier as follows:<br>0 = * 1<br>1 = * 10<br>2 = * 100<br>3 = * 1000 | C = ± 0.25 pF<br>G = ± 2 %<br>J = ± 5 %<br>K = ± 10 %<br>M = ± 20 %<br>Z = +80 % / -20 % | Please refer to relevant datasheet | Please refer to relevant datasheet | F = 50 V <sub>DC</sub><br>H = 100 V <sub>DC</sub><br>L = 500 V <sub>DC</sub> | 6 = 0.60 mm<br>± 0.05 mm | 3 = bulk<br>T = tape and reel<br>U = ammo | Please refer to relevant datasheet | 2 = 2.5 mm<br>5 = 5.0 mm<br>6 = 6.4 mm<br>7 = 7.5 mm |                |



ORDERING CODES

| DIELECTRIC SLO (50 V <sub>DC</sub> / 100 V <sub>DC</sub> ) |                    |                    |                     |                     |                    |                     |
|--|--------------------|--------------------|---------------------|---------------------|--------------------|---------------------|
| CAP. (pF)  | 50 V <sub>DC</sub> |                    |                     | 100 V <sub>DC</sub> |                    |                     |
|  | ORDERING CODE      | DIAMETER (mm max.) | THICKNESS (mm max.) | ORDERING CODE       | DIAMETER (mm max.) | THICKNESS (mm max.) |
| 56   | D560#20SLOF6###R   | 5                  | 3.5                 | D560#20SLOH6###R    | 5                  | 3.5                 |
| 68   | D680#20SLOF6###R   | 5                  | 3.5                 | D680#20SLOH6###R    | 5                  | 3.5                 |
| 82   | D820#20SLOF6###R   | 5                  | 3.5                 | D820#20SLOH6###R    | 5                  | 3.5                 |
| 100  | D101#20SLOF6###R   | 5                  | 3.5                 | D101#20SLOH6###R    | 5                  | 3.5                 |

| DIELECTRIC SLO (500 V <sub>DC</sub> ) |                     |                    |                     |
|---------------------------------------|---------------------|--------------------|---------------------|
| CAP. (pF)                             | 500 V <sub>DC</sub> |                    |                     |
|                                       | ORDERING CODE       | DIAMETER (mm max.) | THICKNESS (mm max.) |
| 33                                    | D330#20SLOL6###R    | 5                  | 3.5                 |
| 39                                    | D390#20SLOL6###R    | 5                  | 3.5                 |
| 47                                    | D470#20SLOL6###R    | 5                  | 3.5                 |
| 56                                    | D560#20SLOL6###R    | 5                  | 3.5                 |
| 68                                    | D680#20SLOL6###R    | 6.5                | 3.5                 |
| 82                                    | D820#20SLOL6###R    | 6.5                | 3.5                 |

Notes

- Lead diameter is 0.6 mm
- # 5th digit is capacitance tolerance code: ± 5 % = J; ± 10 % = K
- # 13th digit is packaging code: bulk = 3; reel = T; ammo = U
- # 14th digit is lead style code: L; J; K (L and J are preferred lead configuration)
- # 15th digit is lead spacing code: 2.5 mm = 2; 5.0 mm = 5; 6.4 mm = 6 (rated voltage 500 V is not available on 2.5 mm lead-spacing)

| DIELECTRIC N750 |                     |                    |                     |                     |                    |                     |
|-----------------|---------------------|--------------------|---------------------|---------------------|--------------------|---------------------|
| CAP. (pF)       | 100 V <sub>DC</sub> |                    |                     | 500 V <sub>DC</sub> |                    |                     |
|                 | ORDERING CODE       | DIAMETER (mm max.) | THICKNESS (mm max.) | ORDERING CODE       | DIAMETER (mm max.) | THICKNESS (mm max.) |
| 6.8             | D689C20U2JH6###R    | 5                  | 3.5                 | D689C20U2JL6###R    | 5                  | 3.5                 |
| 8.2             | D829C20U2JH6###R    | 5                  | 3.5                 | D829C20U2JL6###R    | 5                  | 3.5                 |
| 10              | D100#20U2JH6###R    | 5                  | 3.5                 | D100#20U2JL6###R    | 5                  | 3.5                 |
| 12              | D120#20U2JH6###R    | 5                  | 3.5                 | D120#20U2JL6###R    | 5                  | 3.5                 |
| 15              | D150#20U2JH6###R    | 5                  | 3.5                 | D150#20U2JL6###R    | 5                  | 3.5                 |
| 18              | D180#20U2JH6###R    | 5                  | 3.5                 | D180#20U2JL6###R    | 5                  | 3.5                 |
| 22              | D220#20U2JH6###R    | 5                  | 3.5                 | D220#20U2JL6###R    | 5                  | 3.5                 |
| 27              | D270#20U2JH6###R    | 5                  | 3.5                 | D270#25U2JL6###R    | 6.5                | 3.5                 |
| 33              | D330#20U2JH6###R    | 5                  | 3.5                 | D330#25U2JL6###R    | 6.5                | 3.5                 |
| 39              | D390#20U2JH6###R    | 5                  | 3.5                 | D390#29U2JL6###R    | 7.5                | 3.5                 |
| 47              | D470#20U2JH6###R    | 5                  | 3.5                 | D470#29U2JL6###R    | 7.5                | 3.5                 |
| 56              | D560#25U2JH6###R    | 6.5                | 3.5                 | D560#33U2JL6###R    | 8.5                | 3.5                 |
| 68              | D680#25U2JH6###R    | 6.5                | 3.5                 | D680#33U2JL6###R    | 8.5                | 3.5                 |
| 82              | D820#25U2JH6###R    | 6.5                | 3.5                 | D820#39U2JL6###R    | 10                 | 3.5                 |
| 100             | D101#29U2JH6###R    | 7.5                | 3.5                 | D101#39U2JL6###R    | 10                 | 3.5                 |
| 120             | D121#33U2JH6###R    | 8.5                | 3.5                 | D121#47U2JL6###R    | 12                 | 3.5                 |
| 150             | D151#33U2JH6###R    | 8.5                | 3.5                 | D151#47U2JL6###R    | 12                 | 3.5                 |
| 180             | D181#39U2JH6###R    | 10                 | 3.5                 | /                   | /                  | /                   |
| 220             | D221#39U2JH6###R    | 10                 | 3.5                 | /                   | /                  | /                   |
| 270             | D271#39U2JH6###R    | 10                 | 3.5                 | /                   | /                  | /                   |
| 330             | D331#47U2JH6###R    | 12                 | 3.5                 | /                   | /                  | /                   |

Notes

- Lead diameter is 0.5 mm
- # 5th digit is capacitance tolerance code: ± 2 % = G; ± 5 % = J (which C < 10 pF, the tolerance code is C = ± 0.25 pF)
- # 13th digit is packaging code: bulk = 3; reel = T; ammo = U
- # 14th digit is lead style code: L; J; K (L and J are preferred lead configuration)
- # 15th digit is lead spacing code: 2.5 mm = 2; 5.0 mm = 5; 6.4 mm = 6 (rated voltage 500 V is not available on 2.5 mm lead-spacing)



| DIELECTRIC Y5P (50 V <sub>DC</sub> / 100 V <sub>DC</sub> ) |                    |                       |                        |                     |                       |                        |
|--|--------------------|-----------------------|------------------------|---------------------|-----------------------|------------------------|
| CAP.<br>(pF)   | 50 V <sub>DC</sub> |                       |                        | 100 V <sub>DC</sub> |                       |                        |
|  | ORDERING CODE      | DIAMETER<br>(mm max.) | THICKNESS<br>(mm max.) | ORDERING CODE       | DIAMETER<br>(mm max.) | THICKNESS<br>(mm max.) |
| 100  | D101#20Y5PF6###R   | 5.0                   | 3.5                    | D101#20Y5PH6###R    | 5.0                   | 3.5                    |
| 150  | D151#20Y5PF6###R   | 5.0                   | 3.5                    | D151#20Y5PH6###R    | 5.0                   | 3.5                    |
| 180  | D181#20Y5PF6###R   | 5.0                   | 3.5                    | D181#20Y5PH6###R    | 5.0                   | 3.5                    |
| 220  | D221#20Y5PF6###R   | 5.0                   | 3.5                    | D221#20Y5PH6###R    | 5.0                   | 3.5                    |
| 330  | D331#20Y5PF6###R   | 5.0                   | 3.5                    | D331#20Y5PH6###R    | 5.0                   | 3.5                    |
| 470  | D471#20Y5PF6###R   | 5.0                   | 3.5                    | D471#20Y5PH6###R    | 5.0                   | 3.5                    |
| 680  | D681#20Y5PF6###R   | 5.0                   | 3.5                    | D681#20Y5PH6###R    | 5.0                   | 3.5                    |
| 1000   | D102#20Y5PF6###R   | 5.0                   | 3.5                    | D102#20Y5PH6###R    | 5.0                   | 3.5                    |
| 1500   | D152#20Y5PF6###R   | 5.0                   | 3.5                    | D152#25Y5PH6###R    | 6.5                   | 3.5                    |
| 1800   | D182#25Y5PF6###R   | 6.5                   | 3.5                    | D182#25Y5PH6###R    | 6.5                   | 3.5                    |
| 2200   | D222#25Y5PF6###R   | 6.5                   | 3.5                    | D222#25Y5PH6###R    | 6.5                   | 3.5                    |
| 3300   | D332#25Y5PF6###R   | 6.5                   | 3.5                    | D332#29Y5PH6###R    | 7.5                   | 3.5                    |
| 4700   | D472#29Y5PF6###R   | 7.5                   | 3.5                    | D472#33Y5PH6###R    | 8.5                   | 3.5                    |
| 6800   | D682#33Y5PF6###R   | 8.5                   | 3.5                    | D682#39Y5PH6###R    | 10.0                  | 3.5                    |
| 10 000   | D103#39Y5PF6###R   | 10.0                  | 3.5                    | D103#43Y5PH6###R    | 11.0                  | 3.5                    |

| DIELECTRIC Y5P (500 V <sub>DC</sub> ) |                     |                       |                        |
|---------------------------------------|---------------------|-----------------------|------------------------|
| CAP.<br>(pF)                          | 500 V <sub>DC</sub> |                       |                        |
|                                       | ORDERING CODE       | DIAMETER<br>(mm max.) | THICKNESS<br>(mm max.) |
| 100                                   | D101#20Y5PL6###R    | 5.0                   | 3.5                    |
| 150                                   | D151#20Y5PL6###R    | 5.0                   | 3.5                    |
| 180                                   | D181#20Y5PL6###R    | 5.0                   | 3.5                    |
| 220                                   | D221#20Y5PL6###R    | 5.0                   | 3.5                    |
| 330                                   | D331#20Y5PL6###R    | 5.0                   | 3.5                    |
| 470                                   | D471#20Y5PL6###R    | 5.0                   | 3.5                    |
| 680                                   | D681#25Y5PL6###R    | 6.5                   | 3.5                    |
| 1000                                  | D102#25Y5PL6###R    | 6.5                   | 3.5                    |
| 1500                                  | D152#29Y5PL6###R    | 7.5                   | 3.5                    |
| 1800                                  | D182#29Y5PL6###R    | 7.5                   | 3.5                    |
| 2200                                  | D222#33Y5PL6###R    | 8.5                   | 3.5                    |
| 3300                                  | D332#39Y5PL6###R    | 10.0                  | 3.5                    |
| 4700                                  | D472#43Y5PL6###R    | 11.0                  | 3.5                    |
| 6800                                  | D682#53Y5PL6###R    | 13.5                  | 3.5                    |
| 10 000                                | D103#69Y5PL6###R    | 17.5                  | 3.5                    |

Notes

- Lead diameter is 0.6 mm
- # 5th digit is capacitance tolerance code: ± 10 % = K; ± 20 % = M
- # 13th digit is packaging code: bulk = 3; reel = T; ammo = U
- # 14th digit is lead style code: L; J; K (L and J are preferred lead configuration)
- # 15th digit is lead spacing code: 2.5 mm = 2; 5.0 mm = 5; 6.4 mm = 6; 7.5 mm = 7 (rated voltage 500 V is not available on 2.5 mm lead-spacing)



| DIELECTRIC Z5U (50 V <sub>DC</sub> / 100 V <sub>DC</sub> ) |                    |                       |                        |                     |                       |                        |
|--|--------------------|-----------------------|------------------------|---------------------|-----------------------|------------------------|
| CAP.<br>(pF)   | 50 V <sub>DC</sub> |                       |                        | 100 V <sub>DC</sub> |                       |                        |
|  | ORDERING CODE      | DIAMETER<br>(mm max.) | THICKNESS<br>(mm max.) | ORDERING CODE       | DIAMETER<br>(mm max.) | THICKNESS<br>(mm max.) |
| 1000   | D102M20Z5UF6###R   | 5.0                   | 3.5                    | D102M20Z5UH6###R    | 5.0                   | 3.5                    |
| 1500   | D152M20Z5UF6###R   | 5.0                   | 3.5                    | D152M20Z5UH6###R    | 5.0                   | 3.5                    |
| 2200   | D222M20Z5UF6###R   | 5.0                   | 3.5                    | D222M20Z5UH6###R    | 5.0                   | 3.5                    |
| 3300   | D332M20Z5UF6###R   | 5.0                   | 3.5                    | D332M20Z5UH6###R    | 5.0                   | 3.5                    |
| 4700   | D472M20Z5UF6###R   | 5.0                   | 3.5                    | D472M25Z5UH6###R    | 6.5                   | 3.5                    |
| 6800   | D682M25Z5UF6###R   | 8.5                   | 3.5                    | D682M25Z5UH6###R    | 6.5                   | 3.5                    |
| 10 000   | D103M29Z5UF6###R   | 10.0                  | 3.5                    | D103M29Z5UH6###R    | 7.5                   | 3.5                    |
| 15 000   | D153M33Z5UF6###R   | 8.5                   | 3.5                    | D153M33Z5UH6###R    | 8.5                   | 3.5                    |
| 22 000   | D223M39Z5UF6###R   | 10.0                  | 3.5                    | /                   | /                     | /                      |

| DIELECTRIC Z5U (500 V <sub>DC</sub> ) |                     |                       |                        |
|---------------------------------------|---------------------|-----------------------|------------------------|
| CAP.<br>(pF)                          | 500 V <sub>DC</sub> |                       |                        |
|                                       | ORDERING CODE       | DIAMETER<br>(mm max.) | THICKNESS<br>(mm max.) |
| 1000                                  | D102M20Z5UL6###R    | 5.0                   | 3.5                    |
| 1500                                  | D152M25Z5UL6###R    | 6.5                   | 3.5                    |
| 2200                                  | D222M25Z5UL6###R    | 6.5                   | 3.5                    |
| 3300                                  | D332M29Z5UL6###R    | 7.5                   | 3.5                    |
| 4700                                  | D472M33Z5UL6###R    | 8.5                   | 3.5                    |
| 6800                                  | D682M39Z5UL6###R    | 10.0                  | 3.5                    |
| 10 000                                | D103M43Z5UL6###R    | 11.0                  | 3.5                    |
| 15 000                                | D153M53Z5UL6###R    | 13.5                  | 3.5                    |
| 22 000                                | D223M59Z5UL6###R    | 15.0                  | 3.5                    |

**Notes**

- Lead diameter is 0.6 mm
- # 13th digit is packaging code: bulk = 3; reel = T; ammo = U
- # 14th digit is lead style code: L; J; K (L and J are preferred lead configuration)
- # 15th digit is lead spacing code: 2.5 mm = 2; 5.0 mm = 5; 6.4 mm = 6; 7.5 mm = 7 (rated voltage 500 V is not available on 2.5 mm lead-spacing)



| DIELECTRIC Y5V (50 V <sub>DC</sub> / 100 V <sub>DC</sub> ) |                    |                    |                     |                     |                    |                     |
|--|--------------------|--------------------|---------------------|---------------------|--------------------|---------------------|
| CAP. (pF)  | 50 V <sub>DC</sub> |                    |                     | 100 V <sub>DC</sub> |                    |                     |
|  | ORDERING CODE      | DIAMETER (mm max.) | THICKNESS (mm max.) | ORDERING CODE       | DIAMETER (mm max.) | THICKNESS (mm max.) |
| 1000   | D102Z20Y5VF6###R   | 5.0                | 3.5                 | D102Z20Y5VH6###R    | 5.0                | 3.5                 |
| 1500   | D152Z20Y5VF6###R   | 5.0                | 3.5                 | D152Z20Y5VH6###R    | 5.0                | 3.5                 |
| 2200   | D222Z20Y5VF6###R   | 5.0                | 3.5                 | D222Z20Y5VH6###R    | 5.0                | 3.5                 |
| 3300   | D332Z20Y5VF6###R   | 5.0                | 3.5                 | D332Z20Y5VH6###R    | 5.0                | 3.5                 |
| 4700   | D472Z20Y5VF6###R   | 5.0                | 3.5                 | D472Z25Y5VH6###R    | 6.5                | 3.5                 |
| 6800   | D682Z25Y5VF6###R   | 6.5                | 3.5                 | D682Z25Y5VH6###R    | 6.5                | 3.5                 |
| 10 000   | D103Z29Y5VF6###R   | 7.5                | 3.5                 | D103Z29Y5VH6###R    | 7.5                | 3.5                 |
| 15 000   | D153Z33Y5VF6###R   | 8.5                | 3.5                 | D153Z33Y5VH6###R    | 8.5                | 3.5                 |
| 22 000   | D223Z39Y5VF6###R   | 10.0               | 3.5                 | D223Z39Y5VH6###R    | 10.0               | 3.5                 |

| DIELECTRIC Y5V (500 V <sub>DC</sub> ) |                  |                     |                     |
|---------------------------------------|------------------|---------------------|---------------------|
| CAP. (pF)                             | ORDERING CODE    | 500 V <sub>DC</sub> |                     |
|                                       |                  | DIAMETER (mm max.)  | THICKNESS (mm max.) |
| 1000                                  | D102Z20Y5VL6###R | 5.0                 | 3.5                 |
| 1500                                  | D152Z20Y5VL6###R | 5.0                 | 3.5                 |
| 2200                                  | D222Z25Y5VL6###R | 6.5                 | 3.5                 |
| 3300                                  | D332Z25Y5VL6###R | 6.5                 | 3.5                 |
| 4700                                  | D472Z29Y5VL6###R | 7.5                 | 3.5                 |
| 6800                                  | D682Z33Y5VL6###R | 8.5                 | 3.5                 |
| 10 000                                | D103Z39Y5VL6###R | 10.0                | 3.5                 |
| 15 000                                | D153Z43Y5VL6###R | 11.0                | 3.5                 |
| 22 000                                | D223Z53Y5VL6###R | 13.5                | 3.5                 |

Notes

- Lead diameter is 0.6 mm
- # 13th digit is packaging code: bulk = 3; reel = T; ammo = U
- # 14th digit is lead style code: L; J; K (L and J are preferred lead configuration)
- # 15th digit is lead spacing code: 2.5 mm = 2; 5.0 mm = 5; 6.4 mm = 6; 7.5 mm = 7 (rated voltage 500 V is not available on 2.5 mm lead-spacing)

| DIELECTRIC Z5V |                    |                    |                     |                     |                    |                     |
|----------------|--------------------|--------------------|---------------------|---------------------|--------------------|---------------------|
| CAP. (pF)      | 50 V <sub>DC</sub> |                    |                     | 100 V <sub>DC</sub> |                    |                     |
|                | ORDERING CODE      | DIAMETER (mm max.) | THICKNESS (mm max.) | ORDERING CODE       | DIAMETER (mm max.) | THICKNESS (mm max.) |
| 4700           | D472Z20Z5VF6###R   | 5.0                | 3.5                 | D472Z20Z5VH6###R    | 6.5                | 3.5                 |
| 10 000         | D103Z25Z5VF6###R   | 6.5                | 3.5                 | D103Z25Z5VH6###R    | 7.5                | 3.5                 |
| 22 000         | D223Z29Z5VF6###R   | 7.5                | 3.5                 | D223Z33Z5VH6###R    | 8.5                | 3.5                 |
| 33 000         | D333Z39Z5VF6###R   | 10.0               | 3.5                 | D333Z39Z5VH6###R    | 10.0               | 3.5                 |
| 47 000         | D473Z39Z5VF6###R   | 10.0               | 3.5                 | D473Z43Z5VH6###R    | 11.0               | 3.5                 |

Notes

- Lead diameter is 0.6 mm
- # 13th digit is packaging code: bulk = 3; reel = T; ammo = U
- # 14th digit is lead style code: L; J; K (L and J are preferred lead configuration)
- # 15th digit is lead spacing code: 2.5 mm = 2; 5.0 mm = 5; 6.4 mm = 6; 7.5 mm = 7 (rated voltage 500 V is not available on 2.5 mm lead-spacing)



| DIELECTRIC X5F |                     |                       |                        |
|----------------|---------------------|-----------------------|------------------------|
| CAP.<br>(pF)   | 500 V <sub>DC</sub> |                       |                        |
|                | ORDERING CODE       | DIAMETER<br>(mm max.) | THICKNESS<br>(mm max.) |
| 100            | D101#20X5FL6###R    | 5.0                   | 3.5                    |
| 150            | D151#20X5FL6###R    | 5.0                   | 3.5                    |
| 220            | D221#20X5FL6###R    | 5.0                   | 3.5                    |
| 330            | D331#20X5FL6###R    | 5.0                   | 3.5                    |
| 470            | D471#25X5FL6###R    | 6.5                   | 3.5                    |
| 680            | D681#25X5FL6###R    | 6.5                   | 3.5                    |
| 1,000          | D102#29X5FL6###R    | 7.5                   | 3.5                    |
| 1,500          | D152#33X5FL6###R    | 8.5                   | 3.5                    |
| 2,200          | D222#39X5FL6###R    | 10.0                  | 3.5                    |
| 3,300          | D332#47X5FL6###R    | 12.0                  | 3.5                    |
| 4,700          | D472#53X5FL6###R    | 13.5                  | 3.5                    |

Notes

- Lead diameter is 0.6 mm
- # 5th digit is capacitance tolerance code: ± 10 % = K; ± 20 % = M
- # 13th digit is packaging code: bulk = 3; reel = T; ammo = U
- # 14th digit is lead style code: L; J; K (L and J are preferred lead configuration)
- # 15th digit is lead spacing code: 2.5 mm = 2; 5.0 mm = 5; 6.4 mm = 6; 7.5 mm = 7 (rated voltage 500 V is not available on 2.5 mm lead-spacing)

| DIELECTRIC X7R |                     |                       |                        |
|----------------|---------------------|-----------------------|------------------------|
| CAP.<br>(pF)   | 500 V <sub>DC</sub> |                       |                        |
|                | ORDERING CODE       | DIAMETER<br>(mm max.) | THICKNESS<br>(mm max.) |
| 100            | D101#20X7RL6###R    | 5.0                   | 3.5                    |
| 150            | D151#20X7RL6###R    | 5.0                   | 3.5                    |
| 220            | D221#20X7RL6###R    | 5.0                   | 3.5                    |
| 330            | D331#20X7RL6###R    | 5.0                   | 3.5                    |
| 470            | D471#20X7RL6###R    | 5.0                   | 3.5                    |
| 560            | D561#25X7RL6###R    | 6.5                   | 3.5                    |
| 680            | D681#25X7RL6###R    | 6.5                   | 3.5                    |
| 1,000          | D102#29X7RL6###R    | 7.5                   | 3.5                    |
| 1,500          | D152#29X7RL6###R    | 8.5                   | 3.5                    |
| 2,200          | D222#39X7RL6###R    | 10.0                  | 3.5                    |
| 3,300          | D332#43X7RL6###R    | 12.0                  | 3.5                    |
| 4,700          | D472#53X7RL6###R    | 13.5                  | 3.5                    |

Notes

- Lead diameter is 0.6 mm
- # 5th digit is capacitance tolerance code: ± 10 % = K; ± 20 % = M
- # 13th digit is packaging code: bulk = 3; reel = T; ammo = U
- # 14th digit is lead style code: L; J; K (L and J are preferred lead configuration)
- # 15th digit is lead spacing code: 2.5 mm = 2; 5.0 mm = 5; 6.4 mm = 6; 7.5 mm = 7 (rated voltage 500 V is not available on 2.5 mm lead-spacing)

TAPING AND PACKAGING


LABELLING

Each reel is provided with a label showing the following details:

manufacturer, D style, capacitance, tolerance, batch number, quantity of components, rated voltage, dielectric.

On special request other designations can be shown.

For example:



| PACKAGING QUANTITIES AND BOX DIMENSIONS |           |                   |               |                                   |                               |
|---|-----------|-------------------|---------------|-----------------------------------|-------------------------------|
| PACKAGING                               | SIZE CODE | LEAD SPACING (mm) | RATED VOLTAGE | SMALLEST PACKAGING QUANTITY (SPQ) | BOX DIMENSIONS L x W x H (mm) |
| Tape on reel                            | ≤ 47      | ≤ 6.4             | < 500         | 2500                              | 370 x 370 x 60                |
|   |           | > 6.4             | 500           | 2000                              |                               |
|   | > 47      | All               | All           | 1000                              |                               |
| Ammopack                                | ≤ 47      | ≤ 6.4             | ≤ 500         | 2000                              | 335 x 240 x 50                |
|   |           | > 6.4             |               | 1500                              | 335 x 290 x 50                |
|   | > 47      | > 6.4             |               | 1000                              |                               |
| Bulk <sup>(1)</sup>                     | < 49      | All               | All           | 1000                              | 245 x 120 x 65                |
|   | ≥ 49      | All               | All           | 500                               |                               |

**Note**

<sup>(1)</sup> SPQ contains one or a multiple of poly-bags, 1000 units per bag.

| CAPACITORS ON TAPE                           |                |                     |                     |                    |
|--|----------------|---------------------|---------------------|--------------------|
|  |                |                     |                     |                    |
| PARAMETER                                    | SYMBOL         | DIMENSIONS (mm)     |                     |                    |
| Body diameter                                | D              | 11.0 Max.           | 11.0 Max.           | 14.0 Max.          |
| Lead diameter                                | d              | 0.6 ± 0.05          | 0.6 ± 0.05          | 0.6 ± 0.05         |
| Pitch of component                           | p              | 12.7 ± 1.0          | 12.7 ± 1.0          | 15.0 ± 1.0         |
| Pitch of sprocket hole                       | P <sub>0</sub> | 12.7 ± 0.3          | 12.7 ± 0.3          | 15.0 ± 0.3         |
| Distance, hole center to lead                | P <sub>1</sub> | 5.1 ± 0.7           | 3.85 ± 0.7          | 3.75 ± 0.7         |
| Distance, hole to center of component        | P <sub>2</sub> | 6.35 ± 1.3          | 6.35 ± 1.3          | 7.5 ± 1.5          |
| Lead spacing                                 | F              | 2.5 + 0.60 / - 0.40 | 5.0 + 0.60 / - 0.40 | 7.5 + 0.6 / - 0.4  |
| Average deviation across tape                | Δh             | ± 1.0 max.          | ± 1.0 max.          | ± 1.0 max.         |
| Average deviation in direction of reeling    | ΔP             | ± 1.0 max.          | ± 1.0 max.          | ± 1.0 max.         |
| Carrier tape width                           | W              | 18.0 + 1.0 / - 0.5  | 18.0 + 1.0 / - 0.5  | 18.0 + 1.0 / - 0.5 |
| Hold-down tape width                         | W <sub>0</sub> | 5.0 min.            | 5.0 min.            | 5.0 min.           |
| Position of sprocket hole                    | W <sub>1</sub> | 9.0 + 0.75 / - 0.5  | 9.0 + 0.75 / - 0.5  | 9.0 + 0.75 / - 0.5 |
| Distance of hold-down tape                   | W <sub>2</sub> | 3.0 max.            | 3.0 max.            | 3.0 max.           |
| Maximum component height                     | H <sub>1</sub> | 32 max.             | 32 max.             | 40 max.            |
| Height to seating plane (for kinked leads)   | H <sub>0</sub> | 16.0 ± 0.5          | 16.0 ± 0.5          | 16.0 ± 0.5         |
| Height to seating plane (for straight leads) | H <sub>0</sub> | 20.0 ± 0.5          | 20.0 ± 0.5          | 20.0 ± 0.5         |
| Length of cut leads                          | L              | 11.0 max.           | 11.0 max.           | 11.0 max.          |
| Length of lead protrusion                    | e              | 1.0 max.            | 1.0 max.            | 1.0 max.           |
| Dimeter of sprocket hole                     | D <sub>0</sub> | 4.0 ± 0.2           | 4.0 ± 0.2           | 4.0 ± 0.2          |
| Total tape thickness                         | t              | 0.9 max.            | 0.9 max.            | 0.9 max.           |
| Maximum thickness of taping and wires        | t <sub>1</sub> | 1.5 max.            | 1.5 max.            | 1.5 max.           |

| RELATED DOCUMENTS   |  |
|---------------------|--|
| General Information | <a href="http://www.vishay.com/doc?28536">www.vishay.com/doc?28536</a> |



## Disclaimer

ALL PRODUCT, PRODUCT SPECIFICATIONS AND DATA ARE SUBJECT TO CHANGE WITHOUT NOTICE TO IMPROVE RELIABILITY, FUNCTION OR DESIGN OR OTHERWISE.

Vishay Intertechnology, Inc., its affiliates, agents, and employees, and all persons acting on its or their behalf (collectively, "Vishay"), disclaim any and all liability for any errors, inaccuracies or incompleteness contained in any datasheet or in any other disclosure relating to any product.

Vishay makes no warranty, representation or guarantee regarding the suitability of the products for any particular purpose or the continuing production of any product. To the maximum extent permitted by applicable law, Vishay disclaims (i) any and all liability arising out of the application or use of any product, (ii) any and all liability, including without limitation special, consequential or incidental damages, and (iii) any and all implied warranties, including warranties of fitness for particular purpose, non-infringement and merchantability.

Statements regarding the suitability of products for certain types of applications are based on Vishay's knowledge of typical requirements that are often placed on Vishay products in generic applications. Such statements are not binding statements about the suitability of products for a particular application. It is the customer's responsibility to validate that a particular product with the properties described in the product specification is suitable for use in a particular application. Parameters provided in datasheets and / or specifications may vary in different applications and performance may vary over time. All operating parameters, including typical parameters, must be validated for each customer application by the customer's technical experts. Product specifications do not expand or otherwise modify Vishay's terms and conditions of purchase, including but not limited to the warranty expressed therein.

Hyperlinks included in this datasheet may direct users to third-party websites. These links are provided as a convenience and for informational purposes only. Inclusion of these hyperlinks does not constitute an endorsement or an approval by Vishay of any of the products, services or opinions of the corporation, organization or individual associated with the third-party website. Vishay disclaims any and all liability and bears no responsibility for the accuracy, legality or content of the third-party website or for that of subsequent links.

Except as expressly indicated in writing, Vishay products are not designed for use in medical, life-saving, or life-sustaining applications or for any other application in which the failure of the Vishay product could result in personal injury or death. Customers using or selling Vishay products not expressly indicated for use in such applications do so at their own risk. Please contact authorized Vishay personnel to obtain written terms and conditions regarding products designed for such applications.

No license, express or implied, by estoppel or otherwise, to any intellectual property rights is granted by this document or by any conduct of Vishay. Product names and markings noted herein may be trademarks of their respective owners.

## Looking for pricing, stock, or lifecycle information?

Click below to explore more details on WIN SOURCE:

 [View D101G29C0GH63J5R on WIN SOURCE](#)

 [Vishay Information](#)

## Optimize Your Supply Chain with WIN SOURCE Solutions

-  Global Sourcing Solution
-  Obsolete Management
-  Cost Control Management
-  Shortage Management
-  Alternative Solution
-  Excess Inventory Management