



THE DATASHEET OF
08055C104MAT2A



X7R Dielectric

General Specifications



X7R formulations are called “temperature stable” ceramics and fall into EIA Class II materials. X7R is the most popular of these intermediate dielectric constant materials. Its temperature variation of capacitance is within $\pm 15\%$ from -55°C to $+125^{\circ}\text{C}$. This capacitance change is non-linear.

Capacitance for X7R varies under the influence of electrical operating conditions such as voltage and frequency.

X7R dielectric chip usage covers the broad spectrum of industrial applications where known changes in capacitance due to applied voltages are acceptable.



PART NUMBER (see page 2 for complete part number explanation)

0805

Size
(L" x W")

5

Voltage
4V = 4
6.3V = 6
10V = Z
16V = Y
25V = 3
50V = 5
100V = 1
200V = 2
500V = 7

C

Dielectric
X7R = C

103

Capacitance Code (In pF)
2 Sig. Digits + Number of Zeros

M

Capacitance Tolerance
J = $\pm 5\%$ *
K = $\pm 10\%$
M = $\pm 20\%$

* $\leq 1\mu\text{F}$ only,
contact factory for additional values

A

Failure Rate
A = Not Applicable

T

Terminations
T = Plated Ni and Sn
7 = Gold Plated*
Z = FLEXITERM®**

*Optional termination
**See FLEXITERM® X7R section

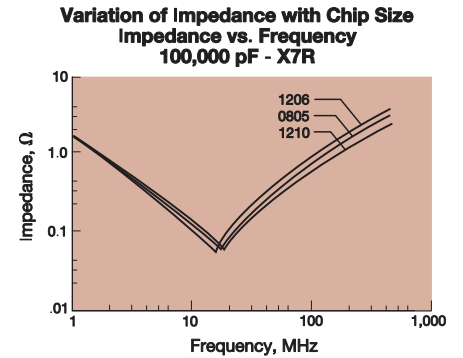
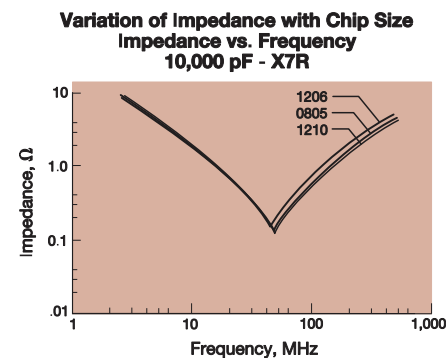
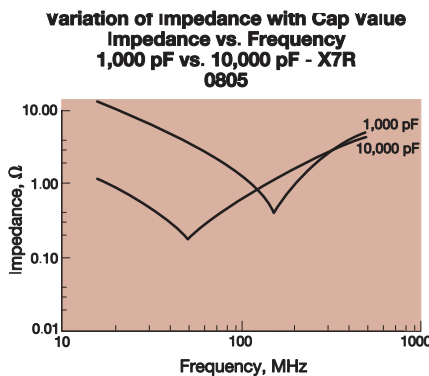
2

Packaging
2 = 7" Reel
4 = 13" Reel
Contact Factory For Multiples

A

Special Code
A = Std. Product

NOTE: Contact factory for availability of Termination and Tolerance Options for Specific Part Numbers. Contact factory for non-specified capacitance values.



X7R Dielectric

Specifications and Test Methods



| Parameter/Test | | X7R Specification Limits | Measuring Conditions | |
|--------------------------------|-----------------------|---|--|----------------|
| Operating Temperature Range | | -55°C to +125°C | Temperature Cycle Chamber | |
| Capacitance | | Within specified tolerance | Freq.: 1.0 kHz ± 10% Voltage: 1.0Vrms ± .2V For Cap > 10µF, 05Vrm @ 120Hz | |
| Dissipation Factor | | ≤ 10% for ≥ 50V DC ratings ≤ 12.5% for 25V DC rating ≤ 12.5% for 25V and 16V DC rating ≤ 12.5% for ≤ 10V DC rating Contact Factory for DF by PN | | |
| Insulation Resistance | | 100,000MΩ or 1000MΩ - µF, whichever is less | Charge device with rated voltage for 120 ± 5 secs @ room temp/humidity | |
| Dielectric Strength | | No breakdown or visual defects | Charge device with 250% of rated voltage for 1-5 seconds, w/charge and discharge current limited to 50 mA (max) Note: Charge device with 150% of rated voltage for 500V devices. | |
| Resistance to Flexure Stresses | Appearance | No defects | Deflection: 2mm Test Time: 30 seconds | |
| | Capacitance Variation | ≤ ±12% | | |
| | Dissipation Factor | Meets Initial Values (As Above) | | |
| | Insulation Resistance | ≥ Initial Value x 0.3 | | |
| Solderability | | ≥ 95% of each terminal should be covered with fresh solder | Dip device in eutectic solder at 230 ± 5°C for 5.0 ± 0.5 seconds | |
| Resistance to Solder Heat | Appearance | No defects, <25% leaching of either end terminal | Dip device in eutectic solder at 260°C for 60seconds. Store at room temperature for 24 ± 2hours before measuring electrical properties. | |
| | Capacitance Variation | ≤ ±7.5% | | |
| | Dissipation Factor | Meets Initial Values (As Above) | | |
| | Insulation Resistance | Meets Initial Values (As Above) | | |
| | Dielectric Strength | Meets Initial Values (As Above) | | |
| Thermal Shock | Appearance | No visual defects | Step 1: -55°C ± 2° | 30 ± 3 minutes |
| | Capacitance Variation | ≤ ±7.5% | Step 2: Room Temp | ≤ 3 minutes |
| | Dissipation Factor | Meets Initial Values (As Above) | Step 3: +125°C ± 2° | 30 ± 3 minutes |
| | Insulation Resistance | Meets Initial Values (As Above) | Step 4: Room Temp | ≤ 3 minutes |
| | Dielectric Strength | Meets Initial Values (As Above) | Repeat for 5 cycles and measure after 24 ± 2 hours at room temperature | |
| Load Life | Appearance | No visual defects | Charge device with 1.5 rated voltage (≤ 10V) in test chamber set at 125°C ± 2°C for 1000 hours (+48, -0) If RV > 10V then Life Test voltage will be 2xRV but there are exceptions (please contact AVX for further details on exceptions) Remove from test chamber and stabilize at room temperature for 24 ± 2 hours before measuring. | |
| | Capacitance Variation | ≤ ±12.5% | | |
| | Dissipation Factor | ≤ Initial Value x 2.0 (See Above) | | |
| | Insulation Resistance | ≥ Initial Value x 0.3 (See Above) | | |
| | Dielectric Strength | Meets Initial Values (As Above) | | |
| Load Humidity | Appearance | No visual defects | Store in a test chamber set at 85°C ± 2°C/ 85% ± 5% relative humidity for 1000 hours (+48, -0) with rated voltage applied. Remove from chamber and stabilize at room temperature and humidity for 24 ± 2 hours before measuring. | |
| | Capacitance Variation | ≤ ±12.5% | | |
| | Dissipation Factor | ≤ Initial Value x 2.0 (See Above) | | |
| | Insulation Resistance | ≥ Initial Value x 0.3 (See Above) | | |
| | Dielectric Strength | Meets Initial Values (As Above) | | |

X7R Dielectric Capacitance Range



PREFERRED SIZES ARE SHADED

| SIZE | 0101* | 0201 | 0402 | 0603 | 0805 | 1206 |
|----------------------------|---------------------------------|--------------------------------|--------------------------------|--------------------------------|--------------------------------|---------------------------------|
| Soldering | Reflow Only | Reflow Only | Reflow/Wave | Reflow/Wave | Reflow/Wave | Reflow/Wave |
| Packaging | Paper/Embossed | All Paper | All Paper | All Paper | Paper/Embossed | Paper/Embossed |
| (L) Length mm (in) | 0.40 ± 0.02 (0.016 ± 0.0008) | 0.60 ± 0.03 (0.024 ± 0.001) | 1.00 ± 0.10 (0.040 ± 0.004) | 1.60 ± 0.15 (0.063 ± 0.006) | 2.01 ± 0.20 (0.079 ± 0.008) | 3.20 ± 0.20 (0.126 ± 0.008) |
| (W) Width mm (in) | 0.20 ± 0.02 (0.008 ± 0.0008) | 0.30 ± 0.03 (0.011 ± 0.001) | 0.50 ± 0.10 (0.020 ± 0.004) | 0.81 ± 0.15 (0.032 ± 0.006) | 1.25 ± 0.20 (0.049 ± 0.008) | 1.60 ± 0.20 (0.063 ± 0.008) |
| (t) Terminal mm (in) | 0.10 ± 0.04 (0.004 ± 0.0016) | 0.15 ± 0.05 (0.006 ± 0.002) | 0.25 ± 0.15 (0.010 ± 0.006) | 0.35 ± 0.15 (0.014 ± 0.006) | 0.50 ± 0.25 (0.020 ± 0.010) | 0.50 ± 0.25 (0.020 ± 0.010) |
| WVDC | 16 | 6.3 10 16 25 50 | 6.3 10 16 25 50 | 6.3 10 16 25 50 100 200 250 | 6.3 10 16 25 50 100 200 250 | 6.3 10 16 25 50 100 200 250 500 |
| Cap 100 101 | B | A A A A A | C C C | G G G | | |
| (pF) 150 151 | B | A A A A A | C C C | G G G | | |
| 220 221 | B | A A A A A | C C C | G G G | E E E E E E E | |
| 330 331 | B | A A A A A | C C C | G G G | J J J J J J J | |
| 470 471 | B | A A A A A | C C C | G G G | J J J J J J J | |
| 680 681 | B | A A A A A | C C C | G G G | J J J J J J J | |
| 1000 102 | B | A A A A A | C C C C | G G G G | J J J J J J J J | J K |
| 1500 152 | B | A A A A A | C C C C | G G J G | J J J J J J J J | J J J J J J J M |
| 2200 222 | B | A A A A A | C C C C | G G J G | J J J J J J J J | J J J J J J J M |
| 3300 332 | | A A A A A | C C C C | G G J G | J J J J J J J J | J J J J J J J M |
| 4700 472 | | A A A A A | C C C C | G G J G | J J J J J J J J | J J J J J J J M |
| 6800 682 | | A A A A A | C C C C | G G J G | J J J J J J J J | J J J J J J J P |
| Cap 0.01 103 | | A A A A A | C C C C | G G J G | J J J J J J J J | J J J J J J J P |
| (μF) 0.015 153 | | | C C C C | G G G J | J J J J J J J N | J J J J J J M J Q |
| 0.022 223 | | | C C C C | G G G | J J J J J J N N | J J J J J J M J Q |
| 0.033 333 | | | C C C C | G G J | J J J J J N N N | J J J J J J M J Q |
| 0.047 473 | | | C C C C | G G G J | J J J J J N N N | J J J J J J M M |
| 0.068 683 | | | C C C C | G G G J | J J J J J N N | J J J J J J P M |
| 0.1 104 | | | C C C C | G G G G J | J J J J J N N | J J J J J P P P |
| 0.15 154 | | | | G G G G J | J J J J N N | J J J J J Q Q Q |
| 0.22 224 | | | C C C | G G J J J | J J N N N | J J J J J Q Q Q |
| 0.33 334 | | | | J J J J J | N N N N N | J J M P Q |
| 0.47 474 | | | C C | J J J J J | N N N N N | M M M P Q |
| 0.68 684 | | | | J J J J J | N N N N | M M |
| 1.0 105 | | | C | J J J J J | N N N N | M M |
| 2.2 225 | | | | J J J | P P P P** | Q Q Q Q Q** |
| 4.7 475 | | | | J | P P P | Q Q Q Z |
| 10 106 | | | | | P P P | Q Q X X |
| 22 226 | | | | | | X Q Q |
| 47 476 | | | | | | Q Q |
| 100 107 | | | | | | |
| WVDC | 16 | 6.3 10 16 25 50 | 6.3 10 16 25 50 | 6.3 10 16 25 50 100 200 250 | 6.3 10 16 25 50 100 200 250 | 6.3 10 16 25 50 100 200 250 500 |
| SIZE | 0101 | 0201 | 0402 | 0603 | 0805 | 1206 |

| Letter | A | B | C | E | G | J | K | M | N | P | Q | X | Y | Z |
|----------------|-----------------|-----------------|-----------------|-----------------|-----------------|-----------------|-----------------|-----------------|-----------------|-----------------|-----------------|-----------------|-----------------|-----------------|
| Max. Thickness | 0.33 (0.013) | 0.22 (0.009) | 0.56 (0.022) | 0.71 (0.028) | 0.90 (0.035) | 0.94 (0.037) | 1.02 (0.040) | 1.27 (0.050) | 1.40 (0.055) | 1.52 (0.060) | 1.78 (0.070) | 2.29 (0.090) | 2.54 (0.100) | 2.79 (0.110) |
| | PAPER | | | | | | EMBOSSSED | | | | | | | |

NOTE: Contact factory for non-specified capacitance values

*EIA 01005

**Contact Factory for Specifications

X7R Dielectric Capacitance Range



PREFERRED SIZES ARE SHADED

| SIZE | 1210 | | | | | | | 1812 | | | | | 1825 | | | 2220 | | | | | 2225 | | | | | | | | |
|--------------|----------------|--------------------------------|----|----|----|-----|-----|--------------|--------------------------------|----|----|-----|--------------|--------------------------------|----|--------------|--------------------------------|----|----|-----|--------------|--------------------------------|----|-----|-----|---|---|---|---|
| Soldering | Reflow Only | | | | | | | Reflow Only | | | | | Reflow Only | | | Reflow Only | | | | | Reflow Only | | | | | | | | |
| Packaging | Paper/Embossed | | | | | | | All Embossed | | | | | All Embossed | | | All Embossed | | | | | All Embossed | | | | | | | | |
| (L) Length | mm (in.) | 3.30 ± 0.4 (0.130 ± 0.016) | | | | | | | 4.50 ± 0.30 (0.177 ± 0.012) | | | | | 4.50 ± 0.30 (0.177 ± 0.014) | | | 5.70 ± 0.40 (0.225 ± 0.016) | | | | | 5.72 ± 0.25 (0.225 ± 0.010) | | | | | | | |
| (W) Width | mm (in.) | 2.50 ± 0.30 (0.098 ± 0.012) | | | | | | | 3.20 ± 0.20 (0.126 ± 0.008) | | | | | 6.40 ± 0.40 (0.252 ± 0.016) | | | 5.00 ± 0.40 (0.197 ± 0.016) | | | | | 6.35 ± 0.25 (0.250 ± 0.010) | | | | | | | |
| (t) Terminal | mm (in.) | 0.50 ± 0.25 (0.020 ± 0.010) | | | | | | | 0.61 ± 0.36 (0.024 ± 0.014) | | | | | 0.61 ± 0.36 (0.024 ± 0.014) | | | 0.64 ± 0.39 (0.025 ± 0.015) | | | | | 0.64 ± 0.39 (0.025 ± 0.015) | | | | | | | |
| WVDC | | 10 | 16 | 25 | 50 | 100 | 200 | 500 | 16 | 25 | 50 | 100 | 200 | 500 | 50 | 100 | 200 | 25 | 50 | 100 | 200 | 500 | 50 | 100 | 200 | | | | |
| Cap 100 | 101 | | | | | | | | | | | | | | | | | | | | | | | | | | | | |
| (pF) 150 | 151 | | | | | | | | | | | | | | | | | | | | | | | | | | | | |
| 220 | 221 | | | | | | | | | | | | | | | | | | | | | | | | | | | | |
| 330 | 331 | | | | | | | | | | | | | | | | | | | | | | | | | | | | |
| 470 | 471 | | | | | | | | | | | | | | | | | | | | | | | | | | | | |
| 680 | 681 | | | | | | | | | | | | | | | | | | | | | | | | | | | | |
| 1000 | 102 | | | | | | | | | | | | | | | | | | | | | | | | | | | | |
| 1500 | 152 | J | J | J | J | J | J | M | | | | | | | | | | | | | | | | | | | | | |
| 2200 | 222 | J | J | J | J | J | J | M | | | | | | | | | | | | | | | | | | | | | |
| 3300 | 332 | J | J | J | J | J | J | M | | | | | | | | | | | | | | | | | | | | | |
| 4700 | 472 | J | J | J | J | J | J | M | | | | | | | | | | | | | | | | | | | | | |
| 6800 | 682 | J | J | J | J | J | J | M | | | | | | | | | | | | | | | | | | | | | |
| Cap 0.01 | 103 | J | J | J | J | J | J | M | K | K | K | K | K | M | M | M | | | | | | X | X | X | X | M | P | P | |
| (µF) 0.015 | 153 | J | J | J | J | J | J | P | K | K | K | K | P | M | M | M | | | | | | X | X | X | X | M | P | P | |
| 0.022 | 223 | J | J | J | J | J | J | Q | K | K | K | K | P | M | M | M | | | | | | X | X | X | X | M | P | P | |
| 0.033 | 333 | J | J | J | J | J | J | Q | K | K | K | K | X | M | M | M | | | | | | X | X | X | X | M | P | P | |
| 0.047 | 473 | J | J | J | J | J | J | Q | K | K | K | K | Z | M | M | M | | | | | | X | X | X | X | M | P | P | |
| 0.058 | 683 | J | J | J | J | J | M | Q | K | K | K | K | Z | M | M | M | | | | | | X | X | X | X | M | P | P | |
| 0.1 | 104 | J | J | J | J | J | M | X | K | K | K | K | Z | M | M | M | | | | | | X | X | X | X | M | P | P | |
| 0.15 | 154 | J | J | J | J | M | Z | | K | K | K | P | Z | M | M | M | | | | | | X | X | X | X | M | P | X | |
| 0.22 | 224 | J | J | J | J | P | Z | | K | K | K | P | Z | M | M | M | | | | | | X | X | X | X | M | P | X | |
| 0.33 | 334 | J | J | J | J | Q | | | K | K | M | X | | M | M | | | | | | X | X | X | X | M | P | X | | |
| 0.47 | 474 | M | M | M | M | Q | | | K | K | P | X | | M | M | | | | | | X | X | X | X | M | P | X | | |
| 0.68 | 684 | M | M | P | X | X | | | M | M | Q | | M | P | | | | | | X | X | | | | | M | P | X | |
| 1.0 | 105 | N | N | P | X | Z | | | M | M | X | Z | | M | P | | | | | | X | X | | | | | M | P | X |
| 1.5 | 155 | N | N | Z | Z | Z | | | Z | Z | Z | | | Q | | | | | | X | X | | | | | M | X | Z | |
| 2.2 | 225 | X | X | Z | Z | Z | | | Z | Z | Z | | | | | | | | | X | X | | | | | M | X | Z | |
| 3.3 | 335 | X | X | Z | Z | Z | | | Z | Z | Z | | | | | | | | | X | Z | | | | | | | | |
| 4.7 | 475 | Z | Z | Z | Z | Z | | | Z | Z | | | | | | | | | | X | Z | | | | | | | | |
| 10 | 106 | Z | Z | Z | Z | | | Z | | | | | | | | | | | | Z | Z | | | | | | | | |
| 22 | 226 | Z | Z | Z | | | | | | | | | | | | | | | Z | | | | | | | | | | |
| 47 | 476 | Z | | | | | | | | | | | | | | | | | | | | | | | | | | | |
| 100 | 107 | | | | | | | | | | | | | | | | | | | | | | | | | | | | |
| WVDC | | 10 | 16 | 25 | 50 | 100 | 200 | 500 | 16 | 25 | 50 | 100 | 200 | 500 | 50 | 100 | 200 | 25 | 50 | 100 | 200 | 500 | 50 | 100 | 200 | | | | |
| SIZE | | 1210 | | | | | | | 1812 | | | | | 1825 | | | 2220 | | | | | 2225 | | | | | | | |



| Letter | A | B | C | E | G | J | K | M | N | P | Q | X | Y | Z |
|----------------|-----------------|-----------------|-----------------|-----------------|-----------------|-----------------|-----------------|-----------------|-----------------|-----------------|-----------------|-----------------|-----------------|-----------------|
| Max. Thickness | 0.33 (0.013) | 0.22 (0.009) | 0.56 (0.022) | 0.71 (0.028) | 0.90 (0.035) | 0.94 (0.037) | 1.02 (0.040) | 1.27 (0.050) | 1.40 (0.055) | 1.52 (0.060) | 1.78 (0.070) | 2.29 (0.090) | 2.54 (0.100) | 2.79 (0.110) |
| | PAPER | | | | | | EMBOSSED | | | | | | | |

NOTE: Contact factory for non-specified capacitance values

Looking for pricing, stock, or lifecycle information?

Click below to explore more details on WIN SOURCE:

 [View 08055C104MAT2A on WIN SOURCE](#)

 [AVX Corporation](#) Information

Optimize Your Supply Chain with WIN SOURCE Solutions

-  Global Sourcing Solution
-  Obsolete Management
-  Cost Control Management
-  Shortage Management
-  Alternative Solution
-  Excess Inventory Management